



# Stage One - Week 2 -

# Term 3

## Stage 1 - Learning from Home - Week 2 - Term 3.

Hello from the Stage 1 Team,

We hope you are enjoying the Learning from Home activities. We have really enjoyed seeing you upload your work onto Class Dojo.


Each day there is a set of activities to complete in the booklet. There is also a QR code on some pages if you would like to watch a video of how to complete a task.

If you have access to Class Dojo, there may be some extra videos for you to watch and we would love to see some of your work. You can put it on your portfolio or send it as a message to your teacher. Uploading work from home allows us to know that you are participating and we can mark you as attending on the class roll.

Keep your booklets and bring them to school when we are allowed to meet again.

We can't wait to see your smiling faces back at school, but until then keep learning at home, stay home and stay safe.





### Spelling

cup carrot caterpillar candle chicken sock	electric garlic pick cob king pick	anchor plaque soccer accordion quay castle
---	---	---

These will be your spelling words for the week. Keep the paper or take a photo of your words to look at each day.

Choose 5 words from the list above that you would like to learn and write them below.

Write 5 Rocket Words that you need to learn below.




## Spelling

Use your rocket words and 5 words from the sound of the week to write 'Rainbow Sounds'.

caterpillar



Would you like some help with your Rainbow Sounds? Scan the code or use the link <https://bit.ly/3kgOiSs>

SCAN ME

# Word of the Day: cup


Rhyming Words

Syllables

Letters

Sounds

Use it in a sentence



## Sick Sentences

The sentences are sick - they need to feel better. They might need a capital letter, full stop, a word spelt correctly.


You may like to use a red pencil to correct the errors or rewrite the sentence correctly.

on the weekend the gurl and boy whent to the shop to get sum food for lunch

. one dai i am going to go to the Farm to see the animals and feeding them

Myteacher iz at skool? She is teaching us on the computer and maces us smyl

My brotha ben likes to go to the parc to kic the borl wif his  
friends...





## Writing

This week we are learning to write a letter. Read the example below.

Then, on the next page have a go at writing a letter about yourself to the Bilby at school on the next page.

Don't forget to check the checklist.

<div>Greeting to audience</div> <div>Dear Stage 1 students,</div>		<div>Monday 19<sup>th</sup> July 2021</div> <div>Date</div>
<div>Body</div> <div>I thought you all might like a quick letter from me to let you know how proud all the teachers at Liverpool West PS are of you. Oh, and so am I! I was hoping you could all do something for me. If it's ok, could you please write me a letter to let me know something about yourself? I will tell you something about myself too.</div> <div>Punctuation . A ? ! ,</div>		
<div>Body</div> <div>My name is Bilby and I live at Liverpool West Public School. My favourite thing to do is seeing all the students come to school every day and learn new things. I also love to play with my brothers and sisters when I'm not at school.</div> <div>The best thing about remote learning is that I get to see my family all day. I find remote learning hard sometimes because I miss all of you at school!</div> <div>I can't wait to read your letters so I can find out more about you and hear how you are going. Feel free to draw a picture of yourself at home, too!</div> <div>Good luck and keep up the great work!</div>		
<div>Farewell</div> <div>From, Bilby xxxx</div>		<div>Letter - Checklist</div> <div>Date <input type="checkbox"/></div> <div>Greeting <input type="checkbox"/></div> <div>Body <input type="checkbox"/></div> <div>Farewell <input type="checkbox"/></div> <div>Punctuation . A ? ! , <input type="checkbox"/></div>

Greeting

Dear


Handwriting practice lines for the body of the letter, consisting of multiple sets of solid top and bottom lines with a dashed midline.

Body

Forewell

From,

Handwriting practice lines for the signature area, consisting of a solid top line and a dashed midline.







# 29



Name: \_\_\_\_\_

**I know this 2-digit number.**

Trace the word.

twenty nine

Circle.

**Odd**

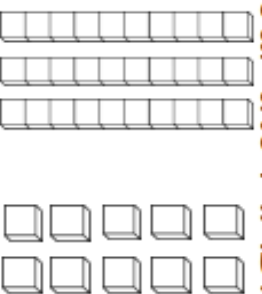
**Even**

Trace the numeral.

29



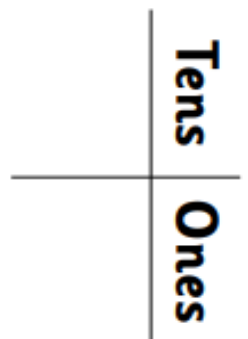
Colour the MAB.



Place Value.

Tens

Ones



Make it.

$$20 + \square = 29$$

$$22 + \square = 29$$

Skip Count by 2s.

29, , , ,

Number lines.

Count forwards.

Count backwards.

# Fairy Bread Fractions




Scan me to hear Miss Adie explain!

You can make fairy bread with your parents!

Post pictures on DOJO.


- Cut the fairy bread to make the following fractions
- Draw a lines to make the fractions.
- Draw sprinkles when finished

Half




Cut the bread into 2 parts

Quarters




Cut the bread into 4 parts

Whole



You don't need to cut the bread.

Thirds



Cut your Bread into 3 parts

## Science



### 1. Watch the video - [Inquisitive - Enjoy teaching Science, History and Geography](#)

What do you see?

What do you think?

What do you wonder?

### 2. Watch the story Ruby's sunny day.

<https://bit.ly/2U90gmr>

Ruby talks us through her sunny day and describes the path of the Sun in the sky.

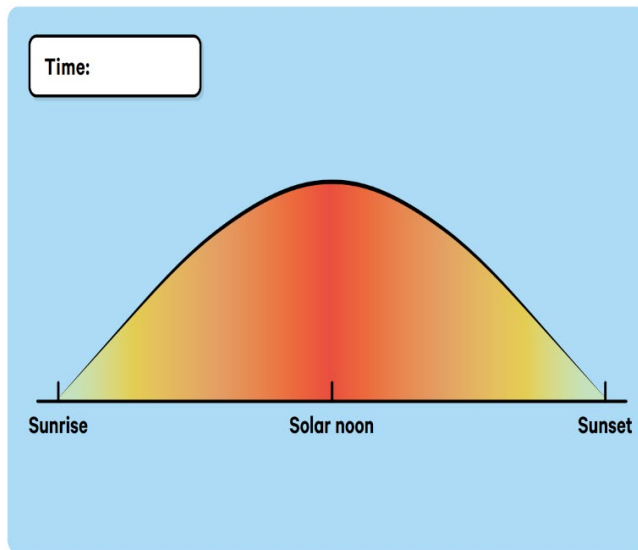


Look at the position of the sun.



6 Write the time now and draw the position of the Sun.

7 Answer the questions in the bubbles.



What time was sunrise today?

What time is the solar noon today?

What time is sunset today?

Make a poster showing the path the Sun takes in the sky.



What else can I do today?





### Spelling

Use your rocket words and 5 words from the sound of the week and write them using blue and red pencils to show the vowels and consonants.

a b c d e f g h i j k l m n o p q r s t u v w x y z

# Word of the Day: candle


Rhyming Words

Syllables

Letters

Sounds

Use it in a sentence






## Nouns and Verbs

Sort the words into the correct column.

school	jumping	home	cat	brother	mum	Aldi	talking	shopping	laugh	touch	skip
library	Mrs Rush					KMart	oval		canteen		
Nouns						Verbs					


### Noun

A person, place, or thing

boy  
  
scooter

### Verb

An action word or something you can DO!

  
jump

Draw a noun.

Draw a verb.

## Writing

This week we are learning to write a letter. Read the example below.

Then, on the next page have a go at writing a letter to your friend about your favourite animal on the next page.

Don't forget to check the checklist.

Tuesday 22<sup>nd</sup> July 2021

Dear Stage 1 students, Greeting

Hello, this is Miss Ha here. I hope you are making the most out of remote learning. I have seen fantastic work from everyone in this class. I know your teachers are very proud of you too.

Today, your activity for writing is to help me get to know you better. I was hoping you could write a quick letter, telling me what your favourite animal is and why it is your favourite animal. I know my favourite animal is a dog. Let me share with you more about what I like!

**BODY**

My name is Miss Ha and I love dogs. My favourite breed of dogs are German shepherds because they are protective, fast, and smart. German shepherds are very cuddly, and I love that I feel safe with them.

The best thing about having a dog is that I get to stay active and run with the dog. I wish I can bring my dog into school to meet you all.

I can't wait to read your letters about your favourite animal. I am so excited to find out more about you! Feel free to draw a picture of the animal too!

Stay safe and keep up the great work!

From, Farewell

Miss Ha Your Name

Letter - Checklist

Greeting ☐

Body ☐

Farewell ☐

Punctuation ☐

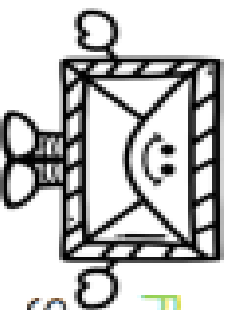
. A ? ! ,

↑ Date





Greeting ↑

Body ↑

Farewell →



Signature

<p>Name: _____</p> <p> <b>34</b> </p> <p><b>I know this 2-digit number.</b></p>		<p>Trace the numeral.</p> <p>34</p> <p></p>					
<p>Trace the word.</p> <p>thirty four</p>		<p>Circle.</p> <p><b>Odd      Even</b></p>					
<p>Colour the MAB.</p> 		<p>Place Value.</p> <table border="1"> <tr> <td><b>Tens</b></td> <td><b>Ones</b></td> </tr> <tr> <td> </td> <td> </td> </tr> </table>		<b>Tens</b>	<b>Ones</b>		
<b>Tens</b>	<b>Ones</b>						
<p>Make it.</p> <p><math>15 + \square = 34</math></p> <p><math>26 + \square = 34</math></p>		<p>Skip Count by 2s.</p> <p>34, <input type="text"/>, <input type="text"/>, <input type="text"/>, <input type="text"/></p>					
<p><b>Number lines.</b></p> <p>Count forwards.</p> <p>34 <input type="text"/> <input type="text"/> <input type="text"/> <input type="text"/> <input type="text"/></p> <p>Count backwards.</p> <p><input type="text"/> <input type="text"/> <input type="text"/> <input type="text"/> <input type="text"/> 34</p>							

# Fairy Bread Fractions




Scan me to hear Miss Adie explain!

You can make fairy bread with your parents!

Post pictures on DOJO.


- Cut the fairy bread to make the following fractions
- Read the instructions and draw sprinkles on only those parts.

$\frac{1}{2}$  or one Half




Cut the bread into 2 parts.  
Add sprinkles to 1 part.

$\frac{1}{4}$  or one Quarter




Cut the bread into 4 parts  
Add sprinkles to 1 part

Whole




Add sprinkles to all of the bread  
Whole

$\frac{1}{3}$  or one third




Cut your Bread into 3 parts  
Add sprinkles to 1 part

$\frac{2}{2}$  or two Halves




Cut the bread into 2 parts. Add sprinkles to 2 parts.

$\frac{3}{4}$  or three Quarters



Cut the bread into 4 parts Add sprinkles to 3 parts

$\frac{2}{3}$  or Two thirds



Cut the Bread into 3 Parts. Add sprinkles to 2 parts.

## Geography

Where do you live?

City:

State:

Country?:

Draw or name some key landmarks/places in Australia. E.g Harbour Bridge

Many Australian place names come from the languages of the Aboriginal Peoples.

3

Match these places to the meaning of their name.



Place	Meaning	Picture
Canberra	meeting place (Ngunnawal)	
Parramatta	eel waters (Darug)	
Oodnadatta	Mulga blossom – a Mulga is a small tree which grows in the outback. (Arrernte)	
Dandenong	lofty mountains (Woiwurrung)	

Use the picture clues to find place names in Australia.

Example



Swan

+



Hill

=

Swan Hill



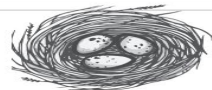
+



=



+



=



+



=



What else can I do today?



## Spelling

Choose 5 words from your list to write sentences.

Challenge: can you write compound sentences?



---

---

---

---

---

---

---

---

# Word of the Day:

# pick


Rhyming Words

Syllables

Letters

Sounds

Use it in a sentence



Adjectives are describing words - they might tell us the colour, **size**, number or shape.



# ADJECTIVES in action

Write down all the words you can think of that describe each of the following:



## Writing

This week we are learning to write a letter. Read the example below.

Then, on the next page have a go at writing a letter to your family about what you love about them on the next page.

Don't forget to check the checklist.

Wednesday 21<sup>st</sup> July 2021

Date

Greeting to audience

Dear Family,

I love you because you make me feel happy and safe. I love when you make me food to eat especially my favourite food! Can you make me my favourite pizza for dinner tonight?

You always take care of me when I am feeling sick by taking to me to the doctors and giving me medicine to make sure I feel better.

I love when you play hide and seek with me even though you always choose the smallest places to hide. My favourite part of the day is when you read to me my favourite fairy tale 'The Tortoise and the Hare' before bedtime.

You always make me laugh and give me lots of hugs even when I am feeling sad. You will always be special to me.

Body

Punctuation  
. A ? ! ,

Forewell

Love from, Mrs Azmi

Forewell

Love from, Mrs Azmi

Letter - Checklist


Date ☐

Greeting ☐

Body ☐

Forewell ☐

Punctuation ☐




Greeting

Dear Family,





Date |

I love you because

Body





<p>Name: _____</p> <p> <b>48</b> </p> <p><b>I know this 2-digit number.</b></p>		<p>Trace the numeral.</p> <p></p> <p><small>Teach with a story</small></p>					
<p>Trace the word.</p> <p><i>forty eight</i></p>		<p>Circle.</p> <p><b>Odd      Even</b></p>					
<p>Colour the MAB.</p> <p></p>		<p>Place Value.</p> <table border="1"> <tr> <td>Tens</td> <td>Ones</td> </tr> <tr> <td></td> <td></td> </tr> </table>		Tens	Ones		
Tens	Ones						
<p>Make it.</p> <p><math>36 + \square = 48</math></p> <p><math>31 + \square = 48</math></p>		<p>Skip Count by 2s.</p> <p>48, <input type="text"/>, <input type="text"/>, <input type="text"/>, <input type="text"/></p>					
<p><b>Number lines.</b></p> <p>Count forwards.</p> <p><input type="text" value="48"/> <input type="text"/> <input type="text"/> <input type="text"/> <input type="text"/></p> <p>Count backwards.</p> <p><input type="text"/> <input type="text"/> <input type="text"/> <input type="text"/> <input type="text" value="48"/></p>							

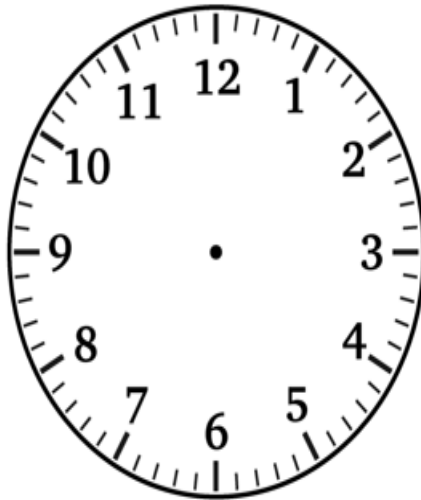
# Clock Fractions



Scan me to hear Miss Adie explain!

- When we use a clock we break our clock up into fractions. To make reading time easier.
- Using lines and colouring pencils. Break the clock up to show the fractions.
- Count how many minutes in each part

## Half

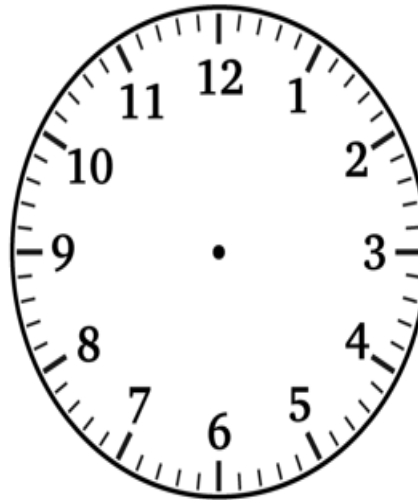


Cut the clock into 2 parts.

How many minutes in one part?

30 minutes


## Quarters



Cut the clock into 4 parts.

How many minutes in one part?

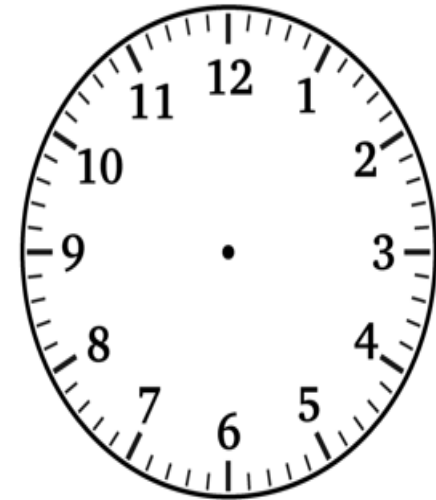
## A Whole



The clock does not need to be cut.

How many minutes in one part?

## Thirds




Cut the clock into 3 parts.

How many minutes in one part?

## Personal Development and Health

Look at the food in the middle. Circle the healthy food in **green** and unhealthy food in **red**. Draw 2 healthy foods and 2 unhealthy foods.



What else can I do today?





### Spelling

Use your rocket words and 5 words from the sound of the week to record in the boxes.

Each sound of the word goes in a different box.

ch	i	ck	en
----	---	----	----

s	o	ck
---	---	----

s	o	cc	er
---	---	----	----



Would you like some help with your Sound Boxes? Scan the code or use the link: <https://bit.ly/3raLhEE>

# Word of the Day: king


Rhyming Words

Syllables

Letters

Sounds

Use it in a sentence





A simple sentence has a noun and a verb. A compound sentence uses a conjunction – for, and, nor, but, or, yet, so



# Simple or Compound?

Each of the following sentences are either simple or compound sentences. Colour the circle beside the correct answer.

We will have a great dessert after dinner.

- ☐ Simple  
☐ Compound

Don't leave the milk out of the fridge or it will go off.

- ☐ Simple  
☐ Compound

Practise every day, and you will be ready for the concert.

- ☐ Simple  
☐ Compound

Rugby league is a fast game and fans scream with excitement.

- ☐ Simple  
☐ Compound

Ryan opened his mouth, but no words came out.

- ☐ Simple  
☐ Compound

Jared wanted to go to the school disco.

- ☐ Simple  
☐ Compound

Jackie had set her alarm clock but her dog woke her up earlier.

- ☐ Simple  
☐ Compound

My kitten is my favourite pet.

- ☐ Simple  
☐ Compound

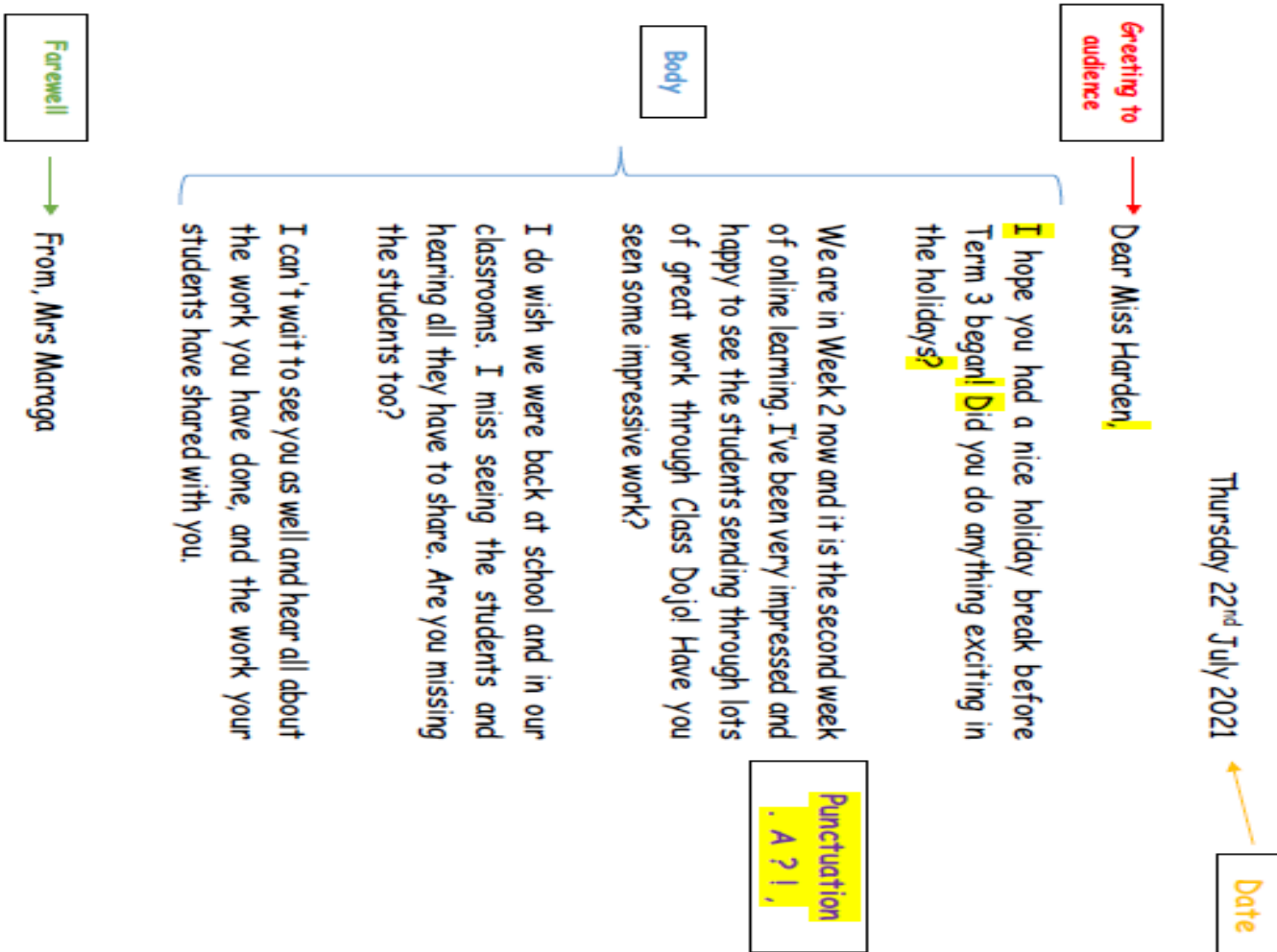
The phone is ringing, so I will go and answer it.

- ☐ Simple  
☐ Compound

## Writing

This week we are learning to write a letter. Read the example below.

Then, on the next page have a go at writing a letter to your teacher about the things you like and dislike about Learning from Home on the next page. Don't forget to check the checklist.



This is a decorative letter template. It features a large rectangular area with a scalloped border. Inside this area, there are several horizontal lines for writing. The template is divided into sections by vertical lines and labels:

- Greeting ↓**: A red label with a downward arrow, located at the top left of the main writing area.
- ↓ Date**: A yellow label with a downward arrow, located at the top right of the main writing area.
- Body**: A blue label, located at the bottom center of the main writing area, with a blue bracket indicating the large central section for the body of the letter.
- Farewell ↓**: A green label with a downward arrow, located at the bottom left of the main writing area.
- { Signature }**: A label located at the bottom left of the main writing area, indicating where to write the signature.

Illustration: A heart-shaped balloon with a striped pattern and a polka-dot pattern, tied with a string and a bow, is located in the top right corner of the template.

Name: \_\_\_\_\_



# 61



**I know this 2-digit number.**

Trace the numeral.

61



Trace the word.


sixty one

Circle.

**Odd**

**Even**

Colour the MAB.



Place Value.

**Tens**

**Ones**

Make it.

$$52 + \square = 61$$

$$48 + \square = 61$$

Skip Count by 2s.

61, , , ,

Number lines.

Count forwards.

61





Count backwards.






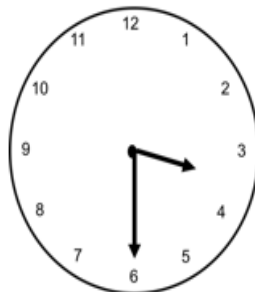

61

# What's the Time Mr Wolf?

Look at the analogue clock and fill in the missing time on the digital clock.



Watch the video to hear Mrs Cagliuso explain this activity.




What else can I do today?





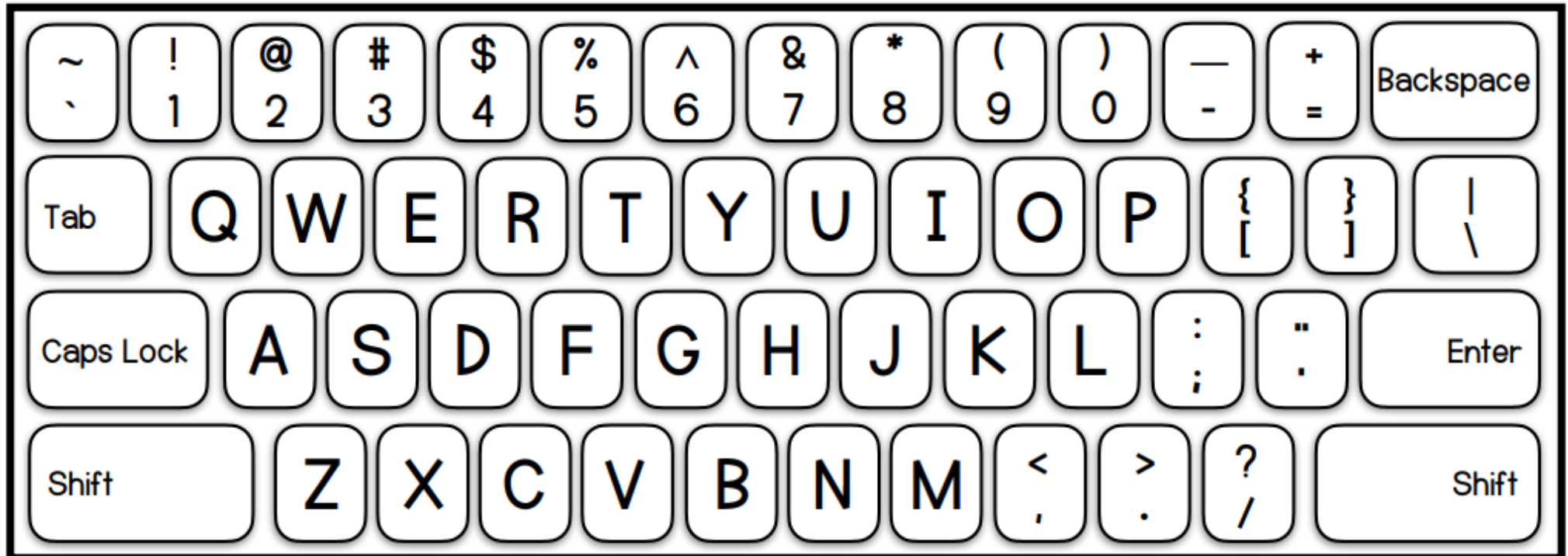
# Thank Goodness Friday is finally HERE



## Spelling

Use the keyboard below to practice typing your list words OR type them onto ClassDojo on a message.

You may like to record yourself and send it to your teacher on Class Dojo.





# Word of the Day: cob


Rhyming Words

Syllables

Letters

Sounds

Use it in a sentence



## Compound Words Quiz

score

/15

Match the compound words.



cow



● boy



drum



● fish



star



● stick



Use the pictures to help you write the compound word.

/3



+



=



+



=



+



=



+



=

/4

Join two of the smaller words together to create the compound word which matches the picture.



flower horse rain flower sun pot shoe bow

Create a compound word using a smaller word.

/4

paint



fly



tooth



fish



/4

# The Hot Sun

Tricky words:

the is my has

The sun is big and red. The sand is hot. I get my hat. My dad has a tan. We sit on a mat.



Dad has a:

- o tan
- o pan
- o tin

Write a word that rhymes with **big**.

Self-reflection:



## Writing

### Letter of your Choice:


Today you are going to write to anyone you like about anything you like. Here are a few ideas to get you thinking, or you can use your own ideas to write about.



When I'm older, I'd like to be a ....



My favourite food is ....

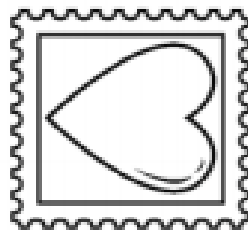
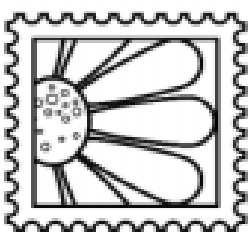


One day I'd like to visit.....



Greeting ↓

Dear \_\_\_\_\_



Learning with Miss Lee 2020

Body

Handwriting practice area for the body of the letter, consisting of 12 horizontal dashed lines.

From, \_\_\_\_\_

Farewell ↑



# 55



Name: \_\_\_\_\_

**I know this 2-digit number.**

Trace the word.

fifty five

Trace the numeral.

55

Teach **THIS**

Circle.

**Odd**

**Even**

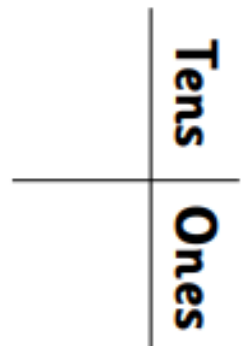
Colour the MAB.



Place Value.

**Tens**

**Ones**



Make it.

$$42 + \square = 55$$

$$44 + \square = 55$$

Skip Count by 2s.

55, , , ,

**Number lines.**

Count forwards.

55





Count backwards.






55

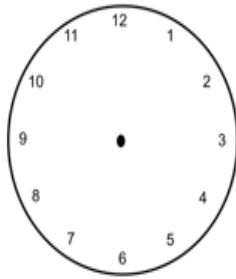


# What's the Time Mr Wolf?

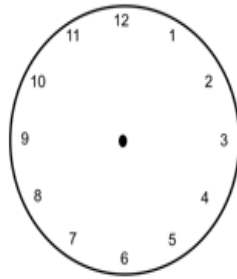
Look at the digital clock and draw the hands on the analogue clock face.



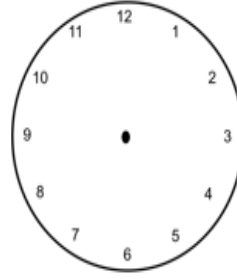
1:30



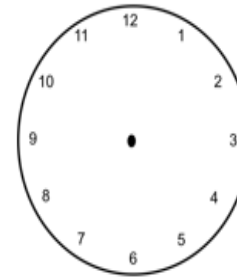
6:00



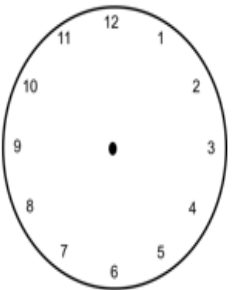
10:30



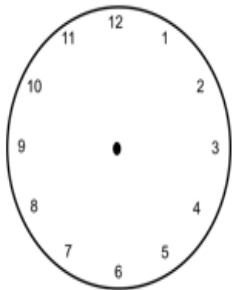
4:30



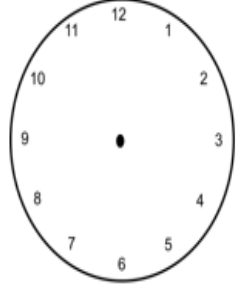
2:00



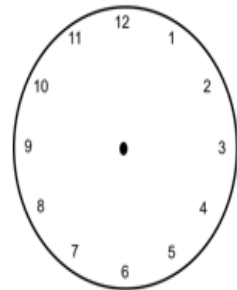
11:00



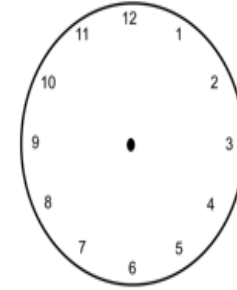
12:30



5:30



2:15



10:15



Watch the video to hear Mrs Cagliuso explain this activity.



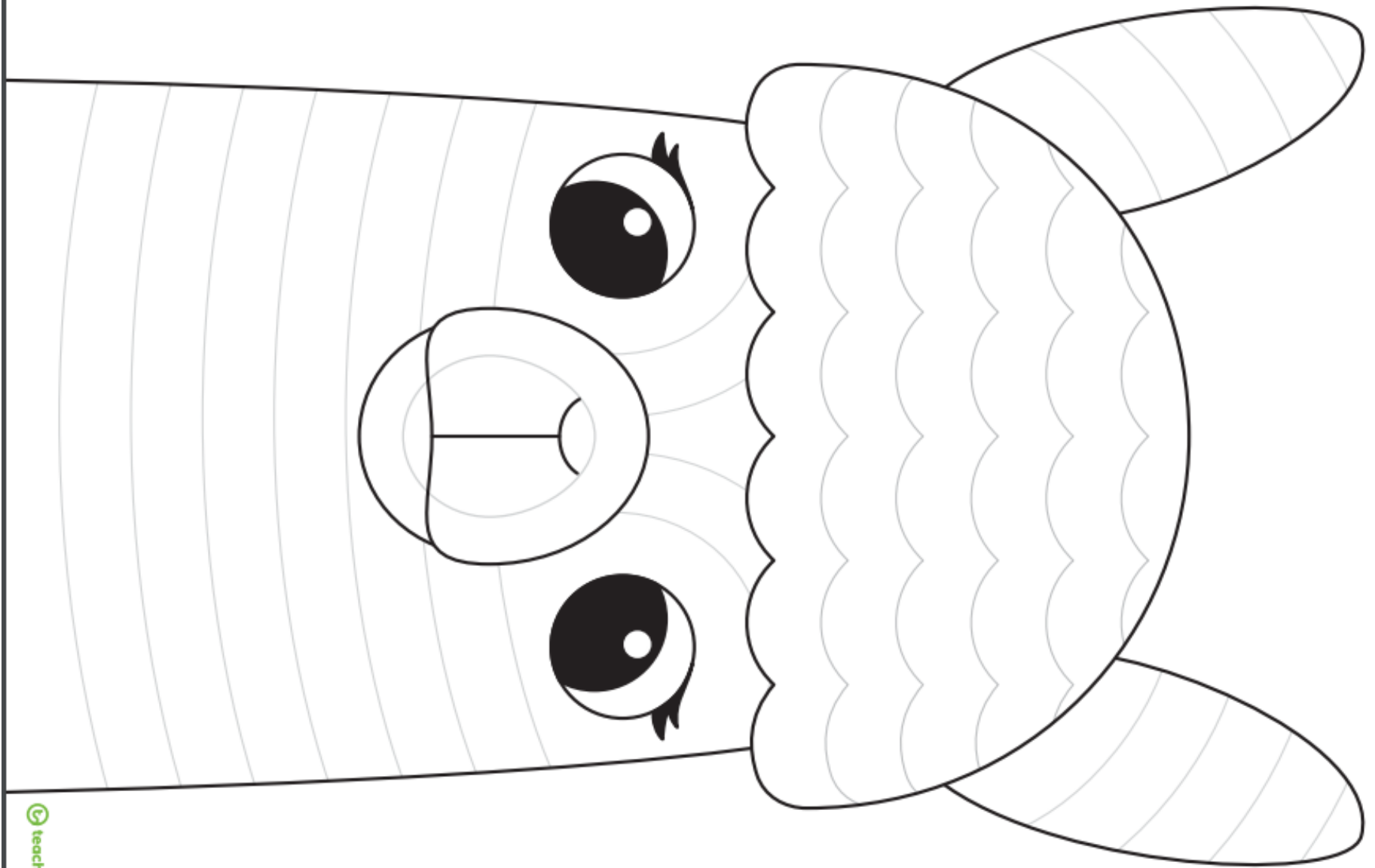




SCAN ME

## Art

If you have access to the internet, scan the QR code (<https://bit.ly/3z10U4q>) OR you can colour the picture below.



What else can I do today?

