

Kindergarten Take Home Learning Pack

Term 3, Week 6















Dear parents/carers,

Please complete set activities in the booklet each day at home. Only complete the 5 lessons for each day. In addition, you may complete the variety of activities in the work grid daily. If you can, upload pictures of your work on ClassDojo via portfolio or a private message to your teacher to mark and receive feedback. Alternatively, bring your completed work to school when you come and collect your new booklet. Happy learning!

Monday	Tuesday	Wednesday	Thursday	Friday
--------	---------	-----------	----------	--------

Kindergarten Work Grid

Complete each of these activities at home every day!
Term 3, 2021

 <p>Visit the website www.abcya.com/ and play 2 games.</p>	 <p>Visit the PM website https://app.pmeollection.com.au/login and complete at least 1 story daily.</p>	 <p>Do a physical activity for at least 30 minutes.</p>
 <p>Practise counting forwards and backwards. Practise counting objects and adding 2 groups together</p>	 <p>https://taronga.org.au/taronga-tv Join an animal talk</p>	 <p>Visit the website https://readingeggs.com.au/login/ and complete 2 activities daily</p>
 <p>Read a book, draw a picture, and write something about the book</p>	 <p>Play a board game, cards or sing a song with someone in your family</p>	 <p>Write your name and make your name using play dough and other materials</p>
 <p>https://family.gonoodle.com/ Join in some movement and mindfulness videos</p>	 <p>https://www.wildlifesydney.com.au/what-s-inside/virtual-zoo/virtual-keeper-talks/ Join an animal talk or a live tour https://www.wildlifesydney.com.au/what-s-inside/virtual-zoo/live-streams/</p>	 <p>Help your family with 3 jobs every day</p>

Monday: Rocket words

Red Rocket Words

<i>is</i>	<i>can</i>	<i>am</i>	<i>me</i>	<i>and</i>
<i>I</i>	<i>up</i>	<i>a</i>	<i>be</i>	<i>at</i>

Blue Rocket Words

<i>for</i>	<i>like</i>	<i>went</i>	<i>go</i>	<i>as</i>
<i>the</i>	<i>in</i>	<i>no</i>	<i>an</i>	<i>to</i>

Yellow Rocket Words

<i>we</i>	<i>this</i>	<i>on</i>	<i>of</i>	<i>he</i>
<i>are</i>	<i>my</i>	<i>see</i>	<i>it</i>	<i>was</i>


Trace and copy and the words next to it.

RED	
<i>is</i>	
<i>I</i>	
<i>can</i>	
<i>up</i>	
<i>am</i>	
<i>a</i>	
<i>me</i>	
<i>be</i>	
<i>and</i>	
<i>at</i>	

BLUE	
<i>for</i>	
<i>the</i>	
<i>like</i>	
<i>in</i>	
<i>went</i>	
<i>no</i>	
<i>go</i>	
<i>an</i>	
<i>as</i>	
<i>to</i>	

YELLOW	
<i>we</i>	
<i>are</i>	
<i>this</i>	
<i>my</i>	
<i>on</i>	
<i>see</i>	
<i>of</i>	
<i>it</i>	
<i>he</i>	
<i>was</i>	

Monday: Writing – description of a Hen



Trace the words, fill the blanks, and try and write a sentence on your own.

1. Hens have a sharp beak.

2. Hens have rounded

f_____.

3. Hens have

_____.

4.

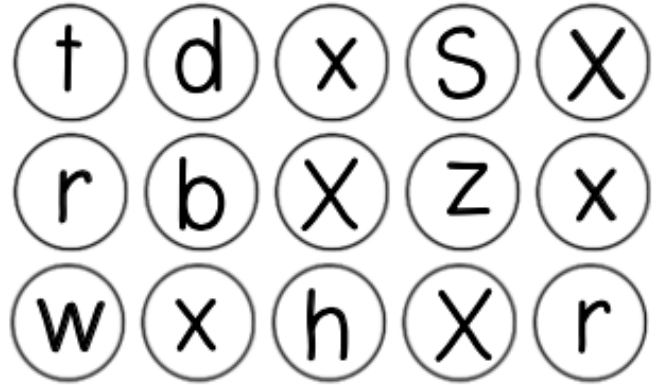
_____.

All About Xx!

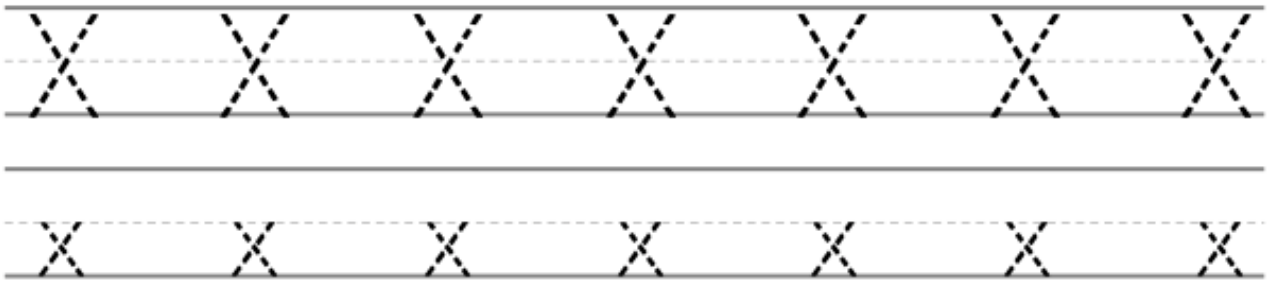
1. Color the letter Xx.



2. Color the circles with the letter Xx.



3. Trace the letters below.



4. Highlight the Xx's in the sentence.

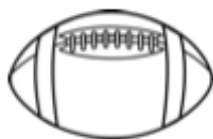


I have
six boxes.

5. Trace and read the word.



6. Color the picture that starts with the letter X.



Monday: Phonics – Long u – 'ew'

Trace the long 'u' words and draw a picture to match them



few



chew




blew



flew






screw



drew



Number Sequencing Caterpillars



Tuesday: Rocket Words

Red Rocket Words

<i>is</i>	<i>can</i>	<i>am</i>	<i>me</i>	<i>and</i>
<i>I</i>	<i>up</i>	<i>a</i>	<i>be</i>	<i>at</i>

Blue Rocket Words

<i>for</i>	<i>like</i>	<i>went</i>	<i>go</i>	<i>as</i>
<i>the</i>	<i>in</i>	<i>no</i>	<i>an</i>	<i>to</i>

Yellow Rocket Words

<i>we</i>	<i>this</i>	<i>on</i>	<i>of</i>	<i>he</i>
<i>are</i>	<i>my</i>	<i>see</i>	<i>it</i>	<i>was</i>

Trace and copy and the words next to it.

RED	
<i>is</i>	
<i>I</i>	
<i>can</i>	
<i>up</i>	
<i>am</i>	
<i>a</i>	
<i>me</i>	
<i>be</i>	
<i>and</i>	
<i>at</i>	

BLUE	
<i>for</i>	
<i>the</i>	
<i>like</i>	
<i>in</i>	
<i>went</i>	
<i>no</i>	
<i>go</i>	
<i>an</i>	
<i>as</i>	
<i>to</i>	

YELLOW	
<i>we</i>	
<i>are</i>	
<i>this</i>	
<i>my</i>	
<i>on</i>	
<i>see</i>	
<i>of</i>	
<i>it</i>	
<i>he</i>	
<i>was</i>	

Tuesday: Writing – Habitat of a Hen

Tuesday

The habitat of a hen



Trace the words and try and write both sentence on your own.

1. Hens live on a farm.

2. Hens live in a coop

All About Vv!

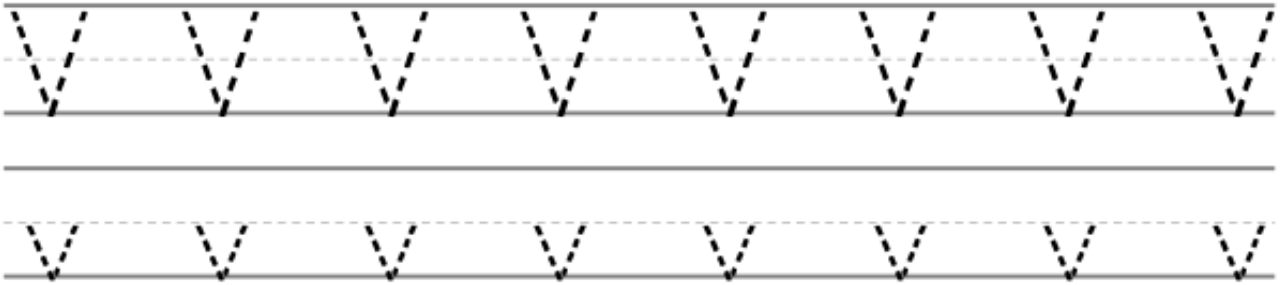
1. Color the letter Vv.



2. Color the circles with the letter Vv.



3. Trace the letters below.



4. Highlight the Vv's in the sentence.



Vases hold
very pretty
flowers.

5. Trace and read the word.



6. Color the pictures that start with the letter V.



Trace the long u words and match them to the picture



u

uniform

unicorn

unicycle

Tuesday: Maths – 2D shapes


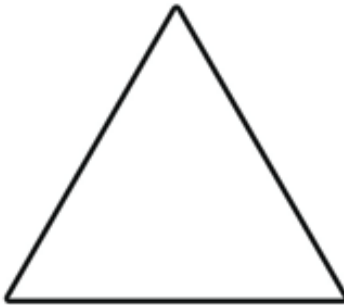

Date _____

Name _____




Colour, trace and connect to make the shapes.

Colour



Trace



Connect



Wednesday: Rocket Words

Red Rocket Words

<i>is</i>	<i>can</i>	<i>am</i>	<i>me</i>	<i>and</i>
<i>I</i>	<i>up</i>	<i>a</i>	<i>be</i>	<i>at</i>

Blue Rocket Words

<i>for</i>	<i>like</i>	<i>went</i>	<i>go</i>	<i>as</i>
<i>the</i>	<i>in</i>	<i>no</i>	<i>an</i>	<i>to</i>

Yellow Rocket Words

<i>we</i>	<i>this</i>	<i>on</i>	<i>of</i>	<i>he</i>
<i>are</i>	<i>my</i>	<i>see</i>	<i>it</i>	<i>was</i>

Trace and copy and the words next to it.

RED	
<i>is</i>	
<i>I</i>	
<i>can</i>	
<i>up</i>	
<i>am</i>	
<i>a</i>	
<i>me</i>	
<i>be</i>	
<i>and</i>	
<i>at</i>	

BLUE	
<i>for</i>	
<i>the</i>	
<i>like</i>	
<i>in</i>	
<i>went</i>	
<i>no</i>	
<i>go</i>	
<i>an</i>	
<i>as</i>	
<i>to</i>	

YELLOW	
<i>we</i>	
<i>are</i>	
<i>this</i>	
<i>my</i>	
<i>on</i>	
<i>see</i>	
<i>of</i>	
<i>it</i>	
<i>he</i>	
<i>was</i>	

Wednesday: Writing – Diet of a Hen

Wednesday

The diet of a Hen



seeds



grains



herbs

Trace the words, fill the blanks, and try and write a sentence on your own.

1. Hens eat seeds.

2. Hens eat g_____.

3. _____

_____.

All About Zz!

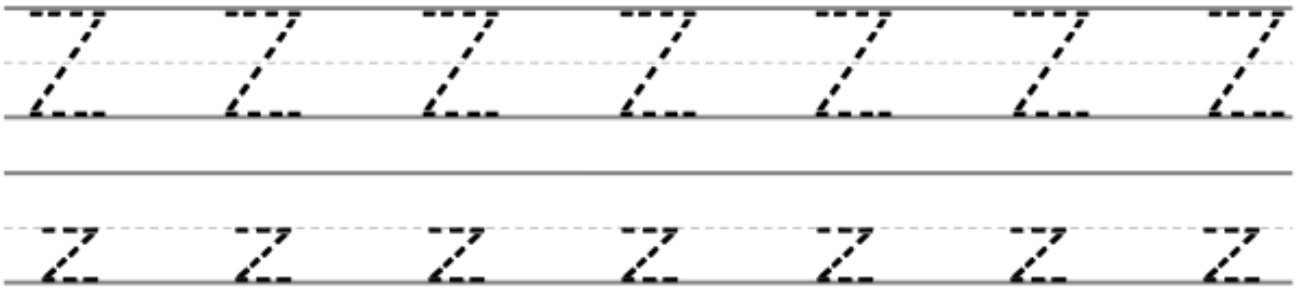
1. Color the letter Zz.



2. Color the circles with the letter Zz.



3. Trace the letters below.

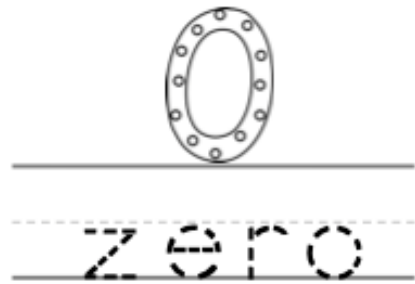


4. Highlight the Zz's in the sentence.




Zebras can
be seen at
the zoo.

5. Trace and read the word.



6. Color the pictures that start with the letter Z.



Trace and practice writing the long u words. Circle the words that there are pictures of.

ue

due



argue

rescue



blue

clue



glue





Wednesday: Maths – 2D shapes



Have a look around the room. Record the shapes you can find in the boxes below.



Name: _____

 <p>Circle</p>	 <p>Rectangle</p>
 <p>Square</p>	 <p>Triangle</p>

Thursday: Rocket Words

Red Rocket Words

<i>is</i>	<i>can</i>	<i>am</i>	<i>me</i>	<i>and</i>
<i>I</i>	<i>up</i>	<i>a</i>	<i>be</i>	<i>at</i>

Blue Rocket Words

<i>for</i>	<i>like</i>	<i>went</i>	<i>go</i>	<i>as</i>
<i>the</i>	<i>in</i>	<i>no</i>	<i>an</i>	<i>to</i>

Yellow Rocket Words

<i>we</i>	<i>this</i>	<i>on</i>	<i>of</i>	<i>he</i>
<i>are</i>	<i>my</i>	<i>see</i>	<i>it</i>	<i>was</i>

Trace and copy and the words next to it.

RED	
<i>is</i>	
<i>I</i>	
<i>can</i>	
<i>up</i>	
<i>am</i>	
<i>a</i>	
<i>me</i>	
<i>be</i>	
<i>and</i>	
<i>at</i>	

BLUE	
<i>for</i>	
<i>the</i>	
<i>like</i>	
<i>in</i>	
<i>went</i>	
<i>no</i>	
<i>go</i>	
<i>an</i>	
<i>as</i>	
<i>to</i>	

YELLOW	
<i>we</i>	
<i>are</i>	
<i>this</i>	
<i>my</i>	
<i>on</i>	
<i>see</i>	
<i>of</i>	
<i>it</i>	
<i>he</i>	
<i>was</i>	

Thursday: Writing – Interesting facts about Hens

Thursday

Interesting Facts



Hens are like birds, but can't fly.

Hens lay over 300 eggs a year.

When hens are sleeping they dream.

Hens are omnivores which means they eat a variety of grains and vegetables and meat.



Trace the words, fill the blanks, and try and write a sentence on your own.

1. Hens are like birds but
cannot fly.

2. Hens lay over 300 eggs

a y _____.

3. _____


_____.

4. _____

_____.

All About Jj!

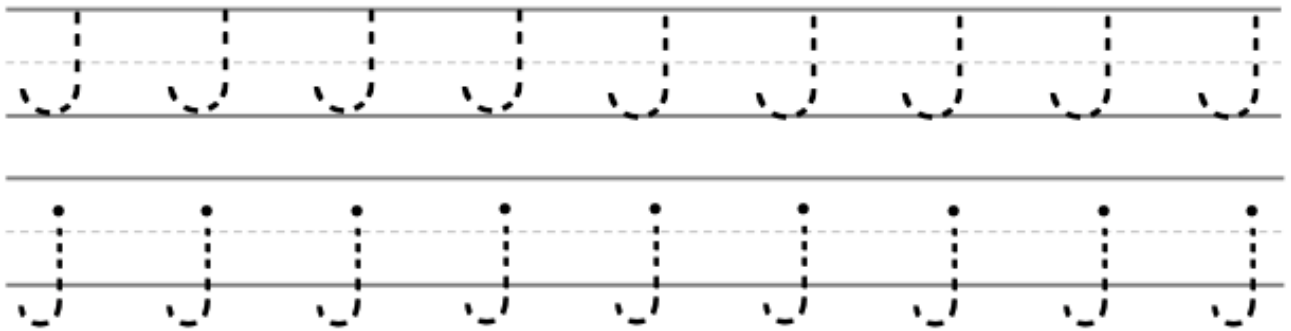
1. Color the letter Jj.



2. Color the circles with the letter Jj.



3. Trace the letters below.



4. Highlight the Jj's in the sentence.



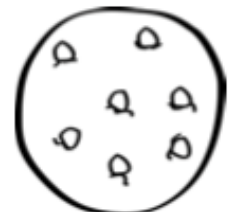
I just ate 3
jellybeans.

5. Trace and read the word.



jam

6. Color the pictures that start with the letter J.



Thursday: Phonics – long u

Sort the long u words

ew

chew

u

ue

~~chew~~

glue

unicorn

crew

grew

uniform

blue

few

due


argue





unicycle

flew

2D Shape Hunt

Count and colour the 2D shapes hidden in these flowers.



Shape		Colour	How many?
circle		pink	
triangle		yellow	
rectangle		brown	
oval		green	

Friday: Rocket Words

Red Rocket Words

<i>is</i>	<i>can</i>	<i>am</i>	<i>me</i>	<i>and</i>
<i>I</i>	<i>up</i>	<i>a</i>	<i>be</i>	<i>at</i>

Blue Rocket Words

<i>for</i>	<i>like</i>	<i>went</i>	<i>go</i>	<i>as</i>
<i>the</i>	<i>in</i>	<i>no</i>	<i>an</i>	<i>to</i>

Yellow Rocket Words

<i>we</i>	<i>this</i>	<i>on</i>	<i>of</i>	<i>he</i>
<i>are</i>	<i>my</i>	<i>see</i>	<i>it</i>	<i>was</i>

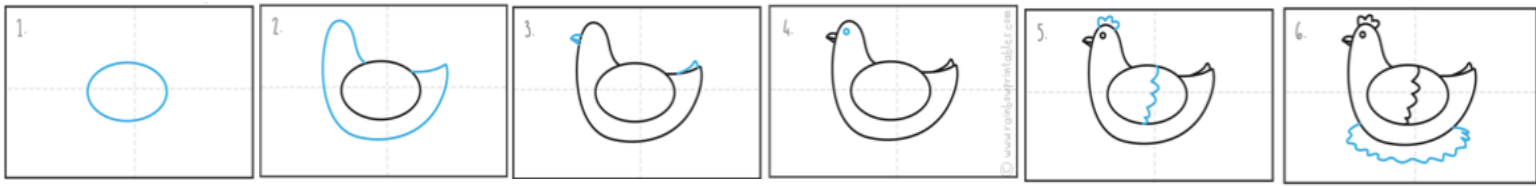
Trace and copy and the words next to it.

RED	
<i>is</i>	
<i>I</i>	
<i>can</i>	
<i>up</i>	
<i>am</i>	
<i>a</i>	
<i>me</i>	
<i>be</i>	
<i>and</i>	
<i>at</i>	


BLUE	
<i>for</i>	
<i>the</i>	
<i>like</i>	
<i>in</i>	
<i>went</i>	
<i>no</i>	
<i>go</i>	
<i>an</i>	
<i>as</i>	
<i>to</i>	

YELLOW	
<i>we</i>	
<i>are</i>	
<i>this</i>	
<i>my</i>	
<i>on</i>	
<i>see</i>	
<i>of</i>	
<i>it</i>	
<i>he</i>	
<i>was</i>	

Friday: Writing – Hen



Picture:



Trace the sentence and copy underneath.

My hen has soft feathers.



All About Yy!

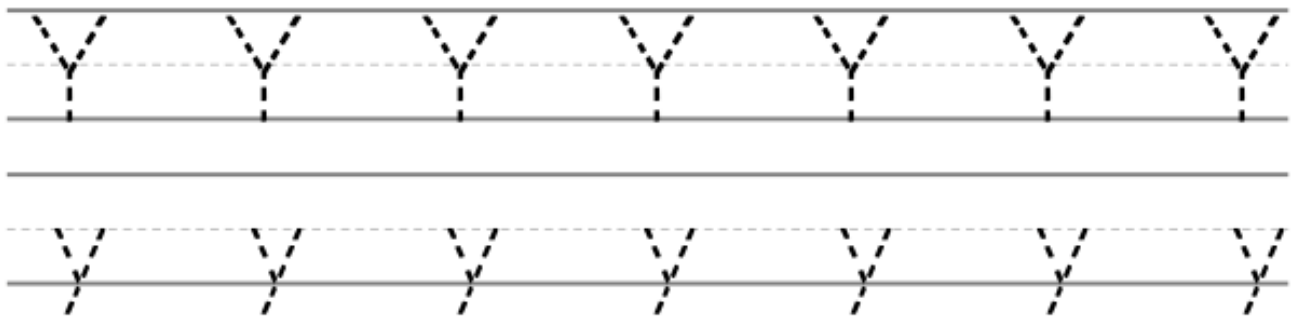
1. Color the letter Yy.



2. Color the circles with the letter Yy.



3. Trace the letters below.




4. Highlight the Yy's in the sentence.



The cat
played with
yellow yarn.

5. Trace and read the word.



6. Color the pictures that start with the letter Y.



Friday: Phonics – Long u

Match the long u words to the pictures

ew

u

ue



glue unicycle
argue unicorn
screw ~~flew~~
blew blue







flew



2D Shape Colouring

Can you colour the shapes to complete the picture?

Key:

	= red
	= blue
	= yellow
	= green

