







	Monday	Tuesday	Wednesday	Thursday	Friday
Staff Development Day	<p><b>English- Writing</b> Choose one activity from the non-digital program such as read a book with a parent/carer. In your workbook write a book write information report on a butterfly. Watch the following video and use the words on the photo card to help you write the report. <b>Facts about butterflies:</b> <a href="https://www.youtube.com/watch?v=7PG2cPqLpKc">https://www.youtube.com/watch?v=7PG2cPqLpKc</a></p> <p><b>Spelling</b> Write your Rocket words →  Use a different colour for each letter in the word.</p> <p>Choose one activity from the digital program, if you have access to a device. <b>Sunshine Online</b> <a href="http://www.sunshineonline.com.au/">http://www.sunshineonline.com.au/</a> Learning Space 1, 2 or 3 Literacy, Letter Blends, Word Families Or <b>Reading Eggs:</b> <a href="https://readingeggs.com.au/">https://readingeggs.com.au/</a></p>	<p><b>English- Writing</b> Choose one activity from the non-digital program such as read a book with a parent/carer. In your workbook write a book write information report on a Kangaroo. Watch the following video and use the words on the photo card to help you write the report. <b>Facts about Kangaroos:</b> <a href="https://www.youtube.com/watch?v=8BbZTCdB2X4">https://www.youtube.com/watch?v=8BbZTCdB2X4</a></p> <p><b>Spelling</b> Write your Rocket words →  Pyramid words</p> <p>Choose one activity from the digital program, if you have access to a device. <b>Sunshine Online</b> <a href="http://www.sunshineonline.com.au/">http://www.sunshineonline.com.au/</a> Learning Space 1, 2 or 3 Literacy, Letter Blends, Word Families Or <b>Reading Eggs:</b> <a href="https://readingeggs.com.au/">https://readingeggs.com.au/</a></p>	<p><b>English- Writing</b> Choose one activity from the non-digital program such as read a book with a parent/carer. In your workbook write a book write information report on a Zebra. Watch the following video and use the words on the photo card to help you write the report. <b>Facts about Zebra:</b> <a href="https://www.youtube.com/watch?v=kWxnadQI5Qw">https://www.youtube.com/watch?v=kWxnadQI5Qw</a></p> <p><b>Spelling</b> Write your Rocket words →  Use each spelling word in a sentence.</p> <p>Choose one activity from the digital program, if you have access to a device. <b>Sunshine Online</b> <a href="http://www.sunshineonline.com.au/">http://www.sunshineonline.com.au/</a> Learning Space 1, 2 or 3 Literacy, Letter Blends, Word Families Or <b>Reading Eggs:</b> <a href="https://readingeggs.com.au/">https://readingeggs.com.au/</a></p>	<p><b>English- Writing</b> Choose one activity from the non-digital program such as read a book with a parent/carer.</p> <p>Free Writing Friday! Write about a topic of your choice. You might like to write a story.</p> <p><b>Spelling</b> Write your Rocket words →  Write your spelling words in alphabetical order.</p> <p>Choose one activity from the digital program, if you have access to a device. <b>Sunshine Online</b> <a href="http://www.sunshineonline.com.au/">http://www.sunshineonline.com.au/</a> Learning Space 1, 2 or 3 Literacy, Letter Blends, Word Families Or <b>Reading Eggs:</b> <a href="https://readingeggs.com.au/">https://readingeggs.com.au/</a></p>	
		Break time 30 minutes	Break time 30 minutes	Break time 30 minutes	Break time 30 minutes
Staff Development Day	<p><b>Mathematics</b>  <b>Number of the day! “15”</b> Show your working on the worksheet provided.</p> <p><b>2D Shapes</b> Watch the following interactive video: <a href="https://www.youtube.com/watch?v=svrkthG2950">https://www.youtube.com/watch?v=svrkthG2950</a></p> <p>Complete the worksheet provided. Name the shape and write down how many sides &amp; corners the shape has. You might also like to do the activity where you find the shapes.</p> <p>Choose one digital program if you have access to a device such as: <b>Sunshine Online</b> <a href="http://www.sunshineonline.com.au/">http://www.sunshineonline.com.au/</a> Mathematics: Learning Space 1, 2 or 3.</p>	<p><b>Mathematics</b>  <b>Number of the day! “26”</b> Show your working on the worksheet provided.</p> <p><b>Whole Number</b> Practice counting from 0 to 20. Complete ‘Friends of 20’ Activity on Seesaw.</p> <p>For this activity, you will need to think of different number combinations to make 10. As an extension activity, you can do Friends of 20.</p> <p>Choose one digital program if you have access to a device such as: <b>Sunshine Online</b> <a href="http://www.sunshineonline.com.au/">http://www.sunshineonline.com.au/</a> Mathematics: Learning Space 1, 2 or 3.</p>	<p><b>Mathematics</b>  <b>Number of the day! “18”</b> Show your working on the worksheet provided.</p> <p><b>2D Shapes</b> Look for circle, triangles, square and rectangle 2D objects around the house and complete the worksheet.</p> <p>Watch the following video to help you: <a href="https://www.youtube.com/watch?v=mYtEmJ2TzOQ">https://www.youtube.com/watch?v=mYtEmJ2TzOQ</a></p> <p>Choose one digital program if you have access to a device such as: <b>Sunshine Online</b> <a href="http://www.sunshineonline.com.au/">http://www.sunshineonline.com.au/</a> Mathematics: Learning Space 1, 2 or 3.</p>	<p><b>Mathematics</b>  <b>Number of the day! “23”</b> Show your working on the worksheet provided.</p> <p><b>Addition</b> Roll two dice and add the two numbers together. Remember to start from the bigger number first. Practice this and do this 20 times. Write your answers in your workbook.</p>  <p>Choose one digital program if you have access to a device such as: <b>Sunshine Online</b> <a href="http://www.sunshineonline.com.au/">http://www.sunshineonline.com.au/</a> Mathematics: Learning Space 1, 2 or 3.</p>	
		Break time 30 minutes	Break time 30 minutes	Break time 30 minutes	Break time 30 minutes

Staff Development Day	<p><b>Science and Technology</b></p> <p>Sketch an object from your home using pencils. Pay attention to shape, shading and tone. Show your sketch to a family member for feedback.</p>	<p><b>Creative Arts</b></p> <p>Watch the video and follow the drawing by stopping the video at each step to help you draw a Kookaburra.</p> <p><a href="https://www.youtube.com/watch?v=s0pY2Qw5EQM">https://www.youtube.com/watch?v=s0pY2Qw5EQM</a></p> <p>Take a photo of your picture to send to your teacher through Dojo.</p> 	<p><b>Geography</b></p> <p>Watch the following video/ song on states and territories of Australia.</p> <p><a href="https://www.youtube.com/watch?v=Utb4gruKItM">https://www.youtube.com/watch?v=Utb4gruKItM</a></p> <p>Complete the worksheet → Map of Australia, Label the states.</p>	<p><b>PDHPE</b></p> <p>In your workbook draw a table with the 5 Food Groups as headings, e.g.</p> <table border="1" data-bbox="1731 175 2188 349"> <thead> <tr> <th>Fruit</th><th>Meat</th><th>Dairy</th><th>Vege's</th><th>Grains/cereals</th></tr> </thead> <tbody> <tr> <td> </td><td> </td><td> </td><td> </td><td> </td></tr> </tbody> </table> <p>List foods or draw under each of the headings.</p>	Fruit	Meat	Dairy	Vege's	Grains/cereals					
Fruit	Meat	Dairy	Vege's	Grains/cereals										



**ClassDojo**

Don't forget to take photos/recordings of your favourite piece of work to send to Mrs Bhateja via ClassDojo.



**ClassDojo**