

Building Two-Digit Numbers Worksheet

We can use base ten blocks to build numbers. Using the tens dice and ones (units) dice, roll and build a two-digit number. Record your number on the worksheet.

Tens	Ones (Units)
<input type="text"/>	

Tens	Ones (Units)
<input type="text"/>	

Tens	Ones (Units)
<input type="text"/>	

Tens	Ones (Units)
<input type="text"/>	

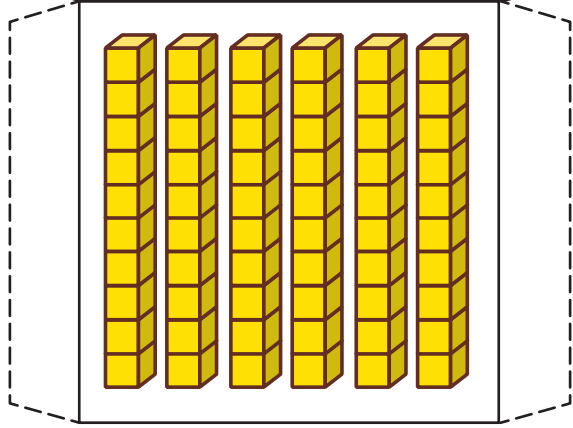

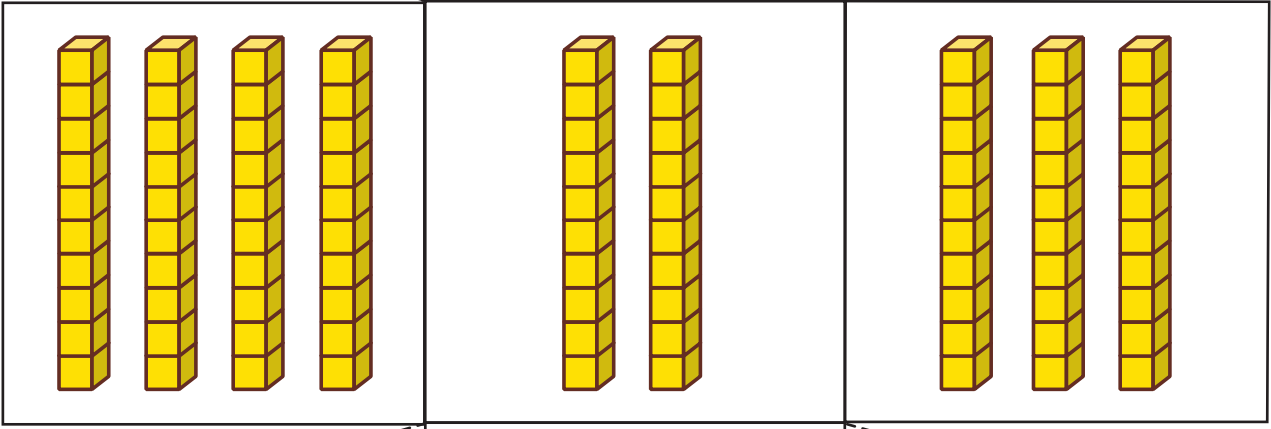
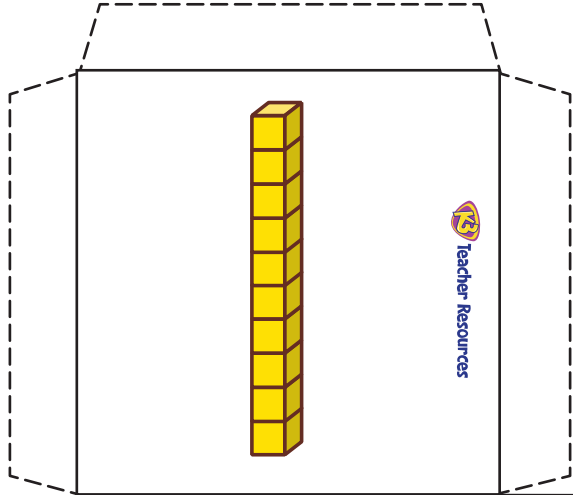
Tens	Ones (Units)
<input type="text"/>	

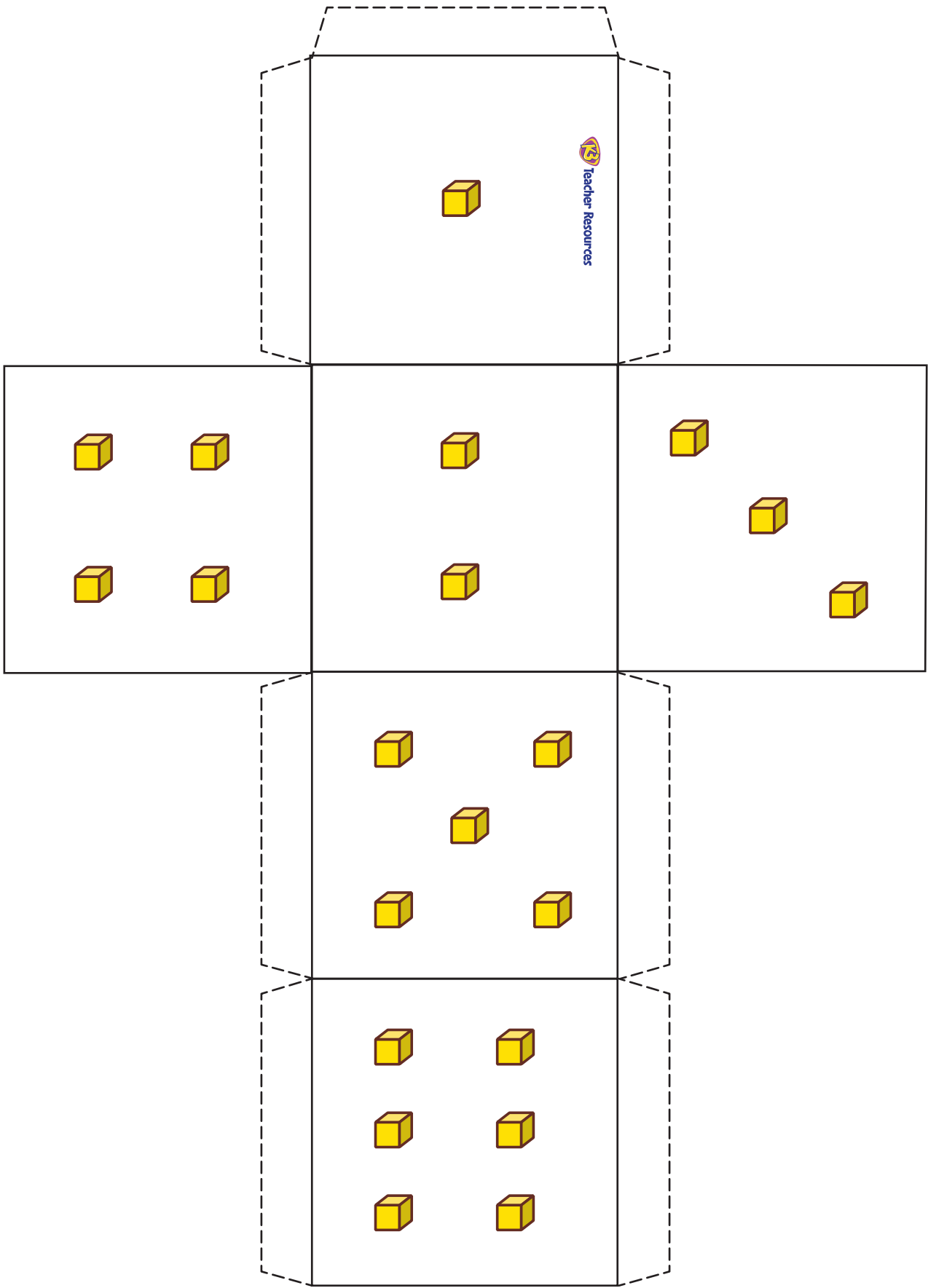
Tens	Ones (Units)
<input type="text"/>	


Tens	Ones (Units)
<input type="text"/>	

Tens	Ones (Units)
<input type="text"/>	


Tens	Ones (Units)
<input type="text"/>	







Teacher Resources




Opposites

Cards



 teachstarter




Opposites

Cards



 teachstarter

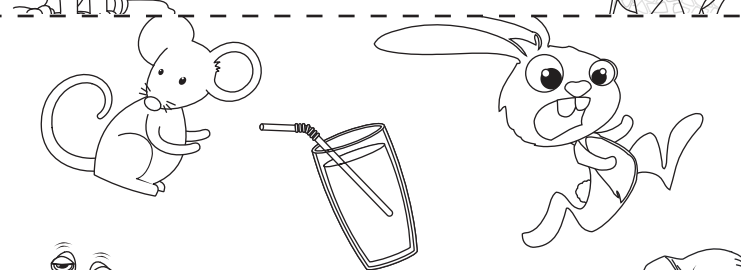


Opposites

Cards




 teachstarter

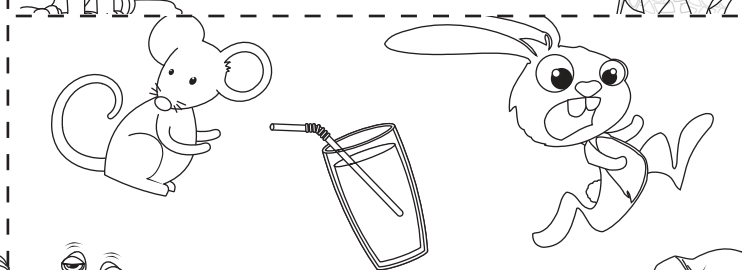


Opposites

Cards




 teachstarter

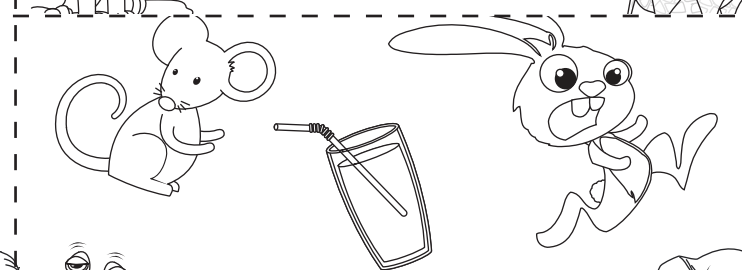


Opposites

Cards




 teachstarter




Opposites

Cards




 teachstarter



short

 teachstarter



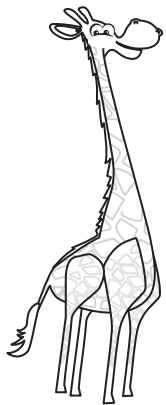
night

 teachstarter



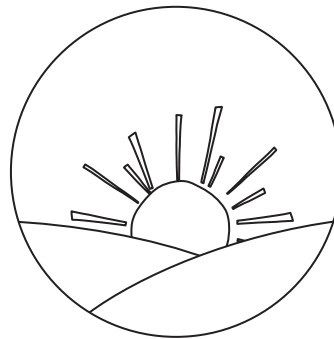
empty

 teachstarter



tall

 teachstarter



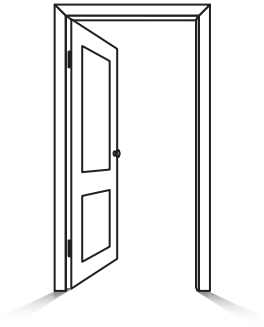
day

 teachstarter




full

 teachstarter




open

 teachstarter



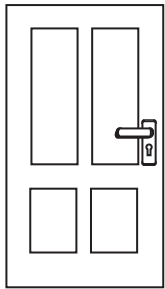
wet

 teachstarter



in

 teachstarter




closed

 teachstarter



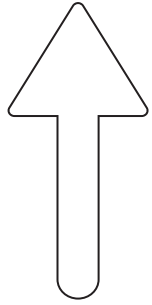
dry

 teachstarter




out

 teachstarter




up

 teachstarter



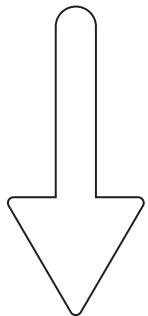
hot

 teachstarter



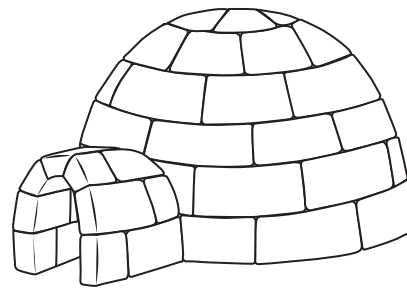
fast

 teachstarter




down

 teachstarter



cold

 teachstarter



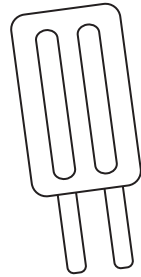
slow

 teachstarter




happy

 teachstarter




hard

 teachstarter



heavy

 teachstarter



sad

 teachstarter




soft

 teachstarter




light

 teachstarter



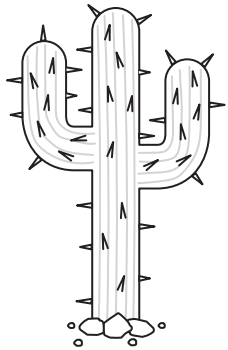
smooth

 teachstarter




above

 teachstarter



rough

 teachstarter



below

 teachstarter

 teachstarter







 teachstarter

ROLL AND READ



SIGHT WORDS

Roll the die, then read any word from the line that matches your roll. Place a counter over the word you have read.

	all	am	are	at	ate	be
	black	brown	but	came	did	do
	eat	four	get	good	have	he
	into	like	must	new	no	now
	on	our	out	please	pretty	ran
	ride	saw	say	she	so	soon