

Stage 1 - Week 1 - Term 4



Dear Students, Parents and Carers,



I would like to invite the students of our class to join me in a Zoom meeting, where we can connect and catch up. There are some housekeeping rules that we need to understand before we can proceed.

Zoom is the 'live' video conferencing platform teachers may use for online meetings. The classroom teacher will always be the host of the meeting and will send you an invite for you to join a meeting at a specific time.


When you first arrive at a zoom meeting you will be placed in a waiting room. This allows the teacher to commence the lesson when most people are present – much as they would at school. The Zoom session will not go ahead if you are the only student to join that particular meeting. If this happens, the teacher will end the meeting and reschedule for another time.

The expectations below are designed to ensure Zoom lessons/meetings are safe and productive. If your teacher feels you are not meeting these requirements, you will be given the opportunity to correct the issue. However, if your teacher is not satisfied that the issue has been rectified, you will be removed from the meeting.

Expectations of Students	
Dress Code	Please dress neatly, pyjamas are not appropriate
Location	You should be in a 'common' area within the house where you are visible to other members of your house. Great locations include the kitchen or dining room table or lounge room. You should try to position yourself so there is a blank wall background behind you that gives you privacy and not distract others. You cannot and should not use Zoom from a bedroom.
Positioning your Camera	Cameras should be positioned to only display from the shoulders up.
Recording Zoom calls	Recording audio, recording video or taking any photographs of a Zoom call with a teacher or student(s) is strictly prohibited.
Speaking and Listening	As in a normal lesson, it is important that you exercise good self-discipline and listen carefully to your teacher throughout the lesson/meeting. Unless instructed otherwise by your teacher, you should MUTE your audio. Exceptions to this might occur if you are asked a question or if you are taking part in a conversation your teacher has initiated.
Parent Involvement	Parents may assist with helping you to set up the technology, however, are requested not to join any group/class Zoom meetings/lessons being moderated by the teacher. When the Zoom meeting is completed the teacher will wait for all students to exit the meeting so that students do not continue chatting without the teacher present.
Liverpool West PS School Rules	Remember our School Rules when attending Zoom meetings/lessons: Be Safe – Always report inappropriate behaviour and inappropriate material to your teacher. Be Respectful – Make sure you are an active listener when another student is giving their ideas or opinions or answers. Be a Learner – Focus on instructions from your teacher and stay on-task.

What else can I do each day when I have finished my activities?

↪ Click me! ↪




Monday

Spelling

garlic accordion soccer locker king	jumped debt left critter letterbox	goat goggles ghost ghoul giving	people appetite paddle pickle troupe
---	--	---	--

This week we are revising a range of phonemes.

These will be your spelling words for the week. Keep the paper or take a photo of your words to look at each day.



Choose 5 words from the list above that you would like to learn and write them below.

Write 5 Rocket Words that you need to learn below.

5 rocket Words	5 words from above



IMPORTANT!

Click the link or scan the QR code to learn how to complete the spelling list each week:

<https://bit.ly/399RV65>


Spelling



Complete this table each day with the words chosen on the previous page. You should have 5 rocket words from your current list and 5 words from our phonics focus.

[illegible]

Spelling

Write the word Say the word	How many phonemes? 	Record the phoneme. Write each phoneme in a box.							Tricky Part?
e.g. jungle	5	j	u	n	g	l	e		le



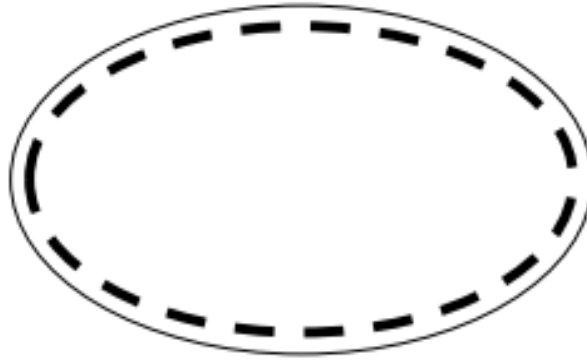
Click the link or scan the QR code to learn how to complete this task: <https://bit.ly/3lo2s3h>

How did you go?			
I can teach someone	I understand and can do by myself	I need some more practise	I need help to do this activity

Word of the Week



Syllables



Definition

Use in a sentence.

Vowels

Write each phoneme in a box.

--	--	--	--	--	--	--	--	--	--

Consonants

Circle the correct part of speech?
noun / verb / adjective / other

Definition in my own words.

Picture

Rhyming Words



SCAN ME

Click the link or scan the QR code to learn how to complete this task: <https://bit.ly/2WY527w>

How did you go?

I can teach someone

I understand and can do by myself

I need some more practise

I need help to do this activity



Writing



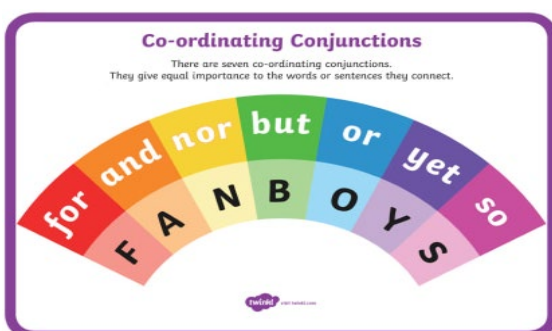
<https://bit.ly/3jUO82v>

Narrative Writing - A narrative is a story that is not real.




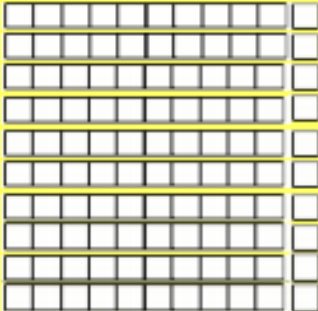
Characters

Draw and label the characters from the story.

Write a compound sentence about 'The Three Little Pigs'. Remember to include the characters and the setting.



How did you go?			
I can teach someone	I understand and can do by myself	I need some more practise	I need help to do this activity

TENS FRAMES		DRAW IT		WORD	BASE TENS BLOCKS	TALLY
						

NUMBER OF THE DAY



NUMBER LINE

A horizontal number line with arrows at both ends. There are 11 empty square boxes positioned below the line, each corresponding to a tick mark. The boxes are intended for labeling the number line.

Counting Forward and Backwards

1	2	3	4	5	6	7	8	9	10
11	12	13	14	15	16	17	18	19	20
21	22	23	24	25	26	27	28	29	30
31	32	33	34	35	36	37	38	39	40
41	42	43	44	45	46	47	48	49	50
51	52	53	54	55	56	57	58	59	60
61	62	63	64	65	66	67	68	69	70
71	72	73	74	75	76	77	78	79	80
81	82	83	84	85	86	87	88	89	90
91	92	93	94	95	96	97	98	99	100

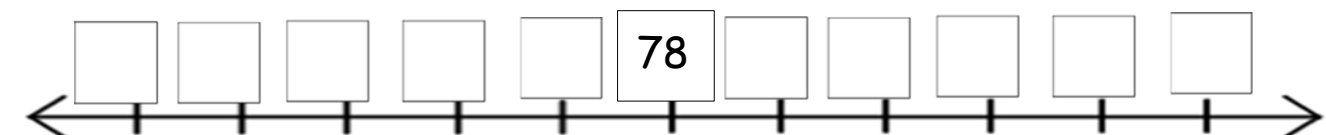
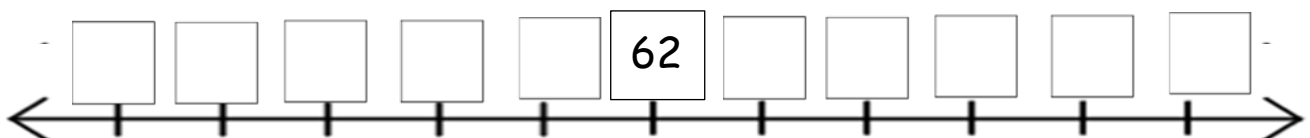
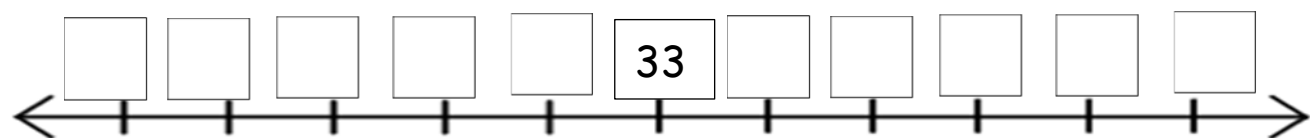
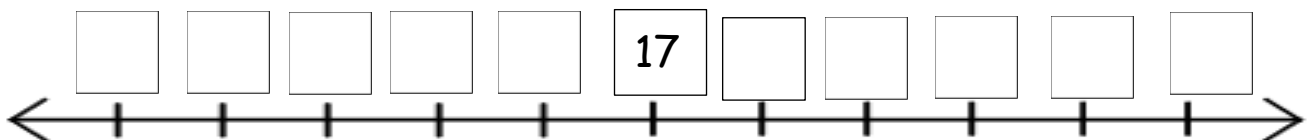
We are learning to:

count forwards and backwards

We are learning this so:

we can add and subtract from any number

Use the hundreds chart to count forwards and backwards on the number line.



How did you go?

I can teach someone	I understand and can do by myself	I need some more practise	I need help to do this activity
---------------------	-----------------------------------	---------------------------	---------------------------------

Science



[Watch the videos about natural resources](#)

[Watch the videos about natural resources](#)



If you need help with this activity - watch here
<https://bit.ly/3n9vdCY>

We are learning to identify Earth's resources and how we use them.

Draw and label something you play with, you eat and you wear and you use. Think of the natural resources used to make your objects and draw in the other box.

Natural and Man-Made Materials

Natural Materials



chalk



sand



organic oil



leather



iron



gold



cotton



coal



wood

natural rubber

wool

silk

twinkl

Man-Made Materials



concrete



glass



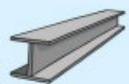
nylon



paper



synthetic rubber



steel



plastic



rayon



polyester

How did you go?

I can teach someone

I understand and can do by myself

I need some more practise

I need help to do this activity

Play

Use

Eat

Wear

Resource

Resource

Resource

Resource

Tuesday

Spelling



Have you practised your spelling words today? Go back to your spelling list and complete look, say, cover, write, check.

Monday	Tuesday	Wednesday	Thursday

**Activity: We have used the strategy of checking "does it look right"?
Circle the correct spelling/**

/c/ - c, ck or k

quik / quick / quik

locking / loking / locing

chicken / chiken / chicen

keep / ceep / ckeep

/t/ - t, tt or ed

jump~~t~~ / jump~~ed~~ / jump~~tt~~

att~~end~~ / at~~end~~ / ae~~end~~

che~~ck~~tt / che~~ck~~ed / che~~ck~~t

bi~~te~~n / bi~~te~~tt / bi~~te~~ed

/g/ - g, gg or gh

arg~~g~~ue / ar~~g~~hue / ar~~g~~ue

dra~~g~~on / dra~~g~~hon / dra~~g~~on

gh~~r~~ub / gg~~r~~ub / gr~~u~~b

gh~~e~~rkin / ge~~r~~kin / gg~~e~~rkin

Label the picture - make sure you check "does it look right?"







How did you go?			
I can teach someone	I understand and can do by myself	I need some more practise	I need help to do this activity

Nouns

Nouns are people, places or things.

There are 2 types of nouns: **common nouns** and **proper nouns**.

Common nouns are everyday names like; lade, school, teacher or shops.

Proper nouns are specific like: Mrs Maraga or Ms Bull.

Hint: These usually need a capital letter.

Activitiy: use the word bank, write the noun in the correct coloumn.

november
house
city
crayon

planets
river
car
tuesday

school
mexico
felix
store

opera house
ceeal
mrs koikas
mars

liverpool
rose
princiapl
ms bull

Common Noun	Proper Noun

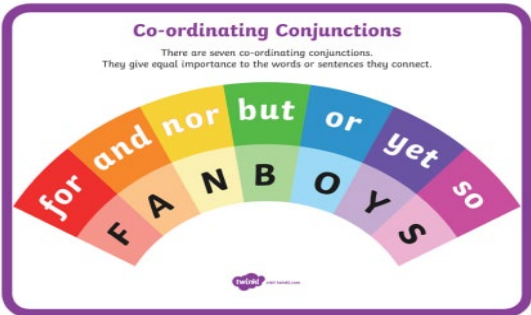
How did you go?





Write one or more compound sentence about each of these characters.


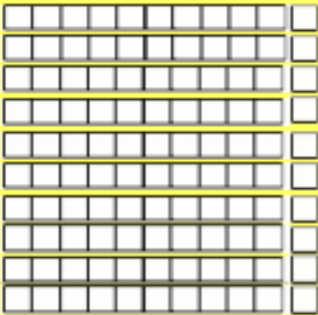
Compound sentences are two simple sentences which are joined together with a conjunction words like and, but, because, yet, so.







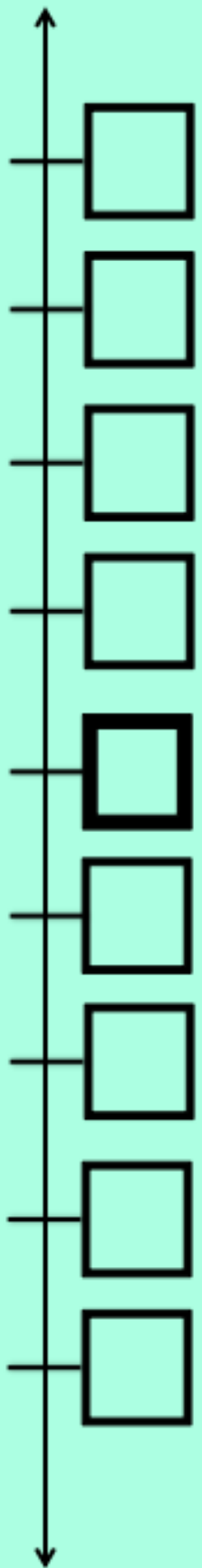
How did you go?			
I can teach someone	I understand and can do by myself	I need some more practise	I need help to do this activity

TENS FRAMES	DRAW IT	WORD	BASE TENS BLOCKS	TALLY
				

NUMBER OF THE DAY

42

NUMBER LINE



How did you go?			
 I can teach someone	 I understand and can do by myself	 I need some more practise	 I need help to do this activity

Before and After Numbers

Write the numbers that come before and after.

	22	
--	----	--

	11	
--	----	--

	15	
--	----	--

	19	
--	----	--

	20	
--	----	--

	27	
--	----	--

	17	
--	----	--

	21	
--	----	--

	23	
--	----	--

	16	
--	----	--

	18	
--	----	--

	25	
--	----	--

	12	
--	----	--

	29	
--	----	--

How did you go?

			
--	---	---	---


Geography



SCAN ME

Click the link or scan the QR code to join Miss Adie for today's lesson:

<https://bit.ly/3hfs5BW>



Geography Activity-

You are going to record a video of you convincing me why travel is important!

You can use the reasons that we talked about.

Use at least 3 reasons why it is important!

Upload your video to DOJO so your teacher can watch!



How did you go?

I can teach someone

I understand and can do by myself

I need some more practise

I need help to do this activity

Wednesday

Spelling



Have you practised your spelling words today? Go back to your spelling list and complete look, say, cover, write, check.

Monday	Tuesday	Wednesday	Thursday

Activity: Using your word list for the week. Take a paint brush or you can use your finger and a cup water outside and "paint" your spelling words on the concrete or bricks. Don't forget to take your list with you.

Note: this wont leave any marks and will completely dry.



Upload a picture or video of you painting your words to Class Dojo.




How did you go?			
I can teach someone	I understand and can do by myself	I need some more practise	I need help to do this activity

Verbs


A verb is an action word that describes how a noun moves e.g. the boy ran quickly OR the girl is jumping high.

Activity: Read the sentences and choose a verb from the words below.
Make sure you reread the sentences to check that they sound right.


TEACH THIS VERB MATCH




The leaf in the wind.




The shark the fish.




The bird into the sky.



The sheep the grass in the field.



The scissors the paper.



The ball along the ground.


rolled	cut	chased
flew	ate	blew

How did you go?			
I can teach someone	I understand and can do by myself	I need some more practise	I need help to do this activity

Writing

1₁

Listen to the story and listen for the conjunctions.



<https://bit.ly/3zOqMwx>

2₂

Can you choose the right conjunction to finish these sentences?

I like to eat lemons ____ I do not like limes.	so but for
I am tired ____ I can't go to sleep.	yet but so
My cat is funny ____ I laugh at her.	and but so
Julie and Raymond are tall ____ they like to play basketball.	and for so
We learnt about doubles ____ we can add quicker.	and or so
He looks sad ____ he is crying.	but so and
I like to eat cake _____ it is yummy.	yet because so
Yellow is a nice colour ____ pink is my favourite colour.	because and but

3₃

Now can you write a compound sentence about the big bad wolf from Little Red Riding Hood?



How did you go?

I can teach someone	I understand and can do by myself	I need some more practise	I need help to do this activity
---------------------	-----------------------------------	---------------------------	---------------------------------

[illegible]

NUMBER OF THE DAY

39

NUMBER LINE

A horizontal number line with arrows at both ends and 11 tick marks. Below each tick mark is an empty square box for labeling.

How did you go?			
I can teach someone	I understand and can do by myself	I need some more practise	I need help to do this activity



Put these 2-digit numbers in order,
starting with the smallest.

1.

26

14

23

17

2.

77

28

71

21

3.

36

48

62

54

4.

81

27

54

63

How did you go?

I can
teach
someone

I
understand
and can do
by myself

I
need some
more
practise

I
need help
to do this
activity

Personal Development and Health - Safe Living

Circle all the safe practices when crossing the road or going to the beach and put a cross on the wrong or dangerous practices.



How did you go?

I can
teach
someone

I
understand
and can do
by myself




































I
need some
more
practise

I
need help
to do this
activity

Physical Education

1. Pick six movements you may like to circle them,
2. Complete each one 5 times.

Record yourself completing your fitness and upload it to Class Dojo.

 8 high knee lifts	 10 squats	 12 side to side jumps	 8 step touches	 10 squats	 12 side to side jumps
 10 backwards forwards jumps	Free Choice	 4 heel touches	 10 backwards forwards jumps	Free Choice	 2 grape vines
 Hop on one leg for 30 seconds	 Easy walk on the spot for 30 seconds	 Shuffle on the spot for 30 seconds	 Hop on one leg for 30 seconds	 Easy walk on the spot for 30 seconds	 15 second plank hold
 8 step touches	 4 left leg lunges	 4 right leg lunges	 Row on the spot for 30 seconds	 4 left leg lunges	 10 scissors
 March on the spot for 30 seconds	Free Choice	 2 grape vines	 March on the spot for 30 seconds	Free Choice	 12 star jumps
 Side to side step for 30 seconds	 5 power jumps	 15 second plank hold	 Side to side step for 30 seconds	 5 power jumps	 Sprint on the spot for 30 seconds
 March on the spot for 30 seconds	 12 star jumps	 Knee high jog on the spot for 30 seconds	Pick up to 6 activities to complete during your day.		

How did you go?

 I can teach someone	 I understand and can do by myself	 I need some more practise	 I need help to do this activity
---	--	--	--

Thursday Spelling



Have you practised your spelling words today? Go back to your spelling list and complete look, say, cover, write, check.

Monday	Tuesday	Wednesday	Thursday

Activity: Using your list words for this week:

1. Write spelling word
2. How many syllables in the word?
3. Record your words using rainbow sounds.

Spelling word	How many syllables?		Rainbow sounds
e.g. pickle	pick / le	2	pickle

How did you go?			
I can teach someone	I understand and can do by myself	I need some more practise	I need help to do this activity

Adjectives

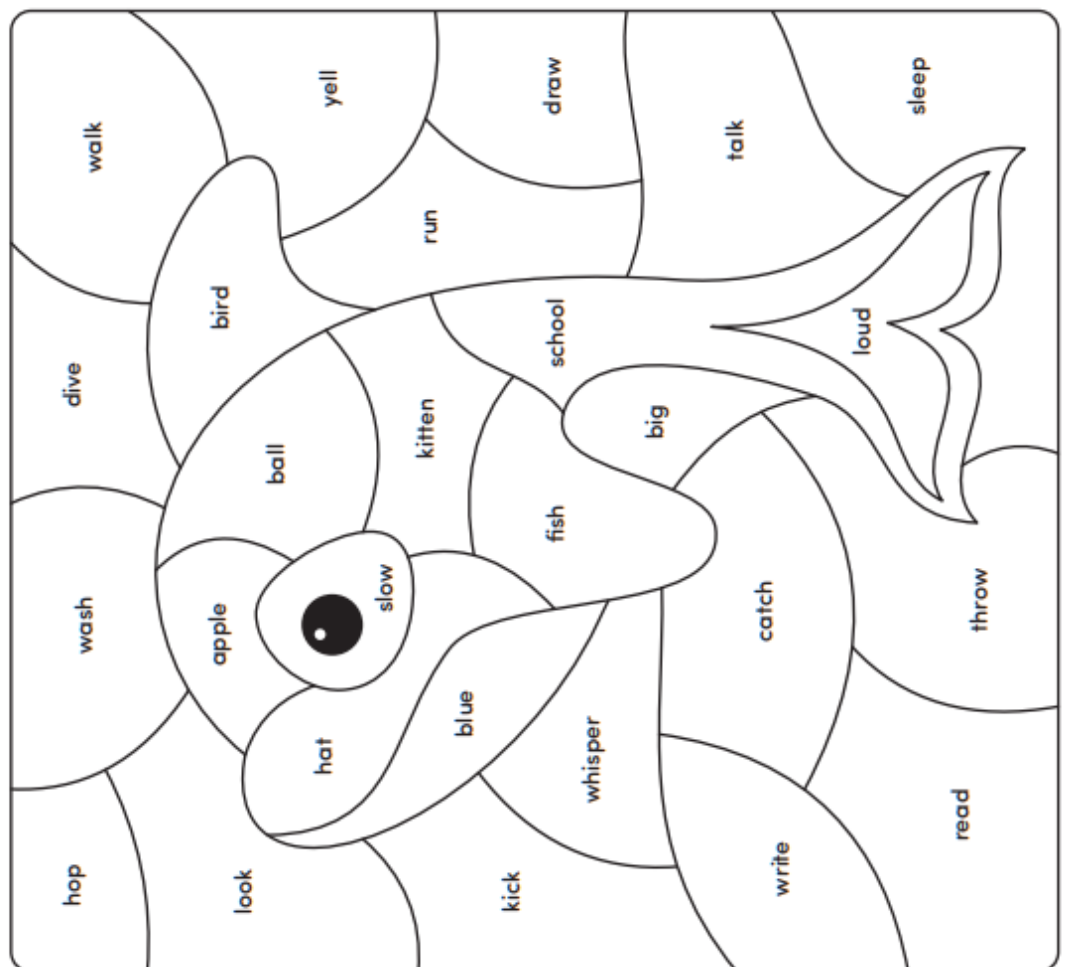
Adjectives are describing words. They are used to describe nouns (people, places or things). For example: A big tree is in the garden OR The brown dog is on the mat.

Activity: Write an adjective to describe each noun.

- | | |
|------------------|----------------|
| 1. _____ sky | 5. _____ house |
| 2. _____ gate | 6. _____ book |
| 3. _____ cave | 7. _____ knife |
| 4. _____ diamond | 8. _____ snake |

Colour by Parts of Speech

Use the key below to help you colour the picture.



How did you go?



Writing














<https://bit.ly/3jX3RhI>

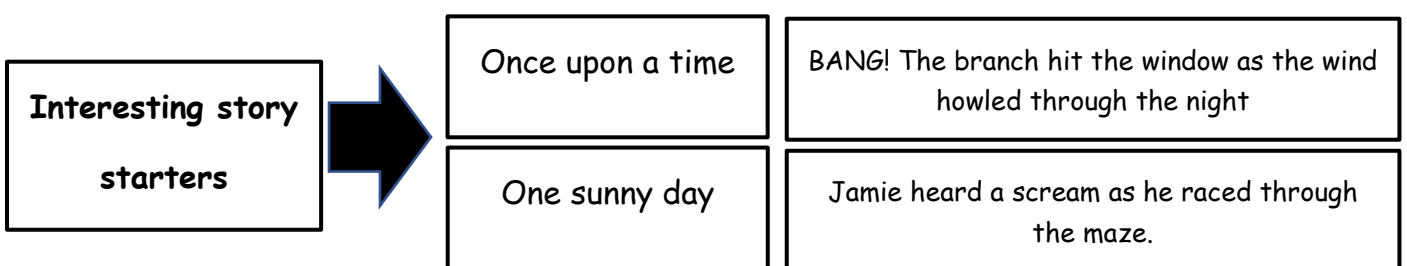





Use the storyboard to choose a setting, a character and a prop to write your short narrative.

Click here to use an interactive dice: <https://bit.ly/3j6t3kd>

My Fairy Tale Storyboard


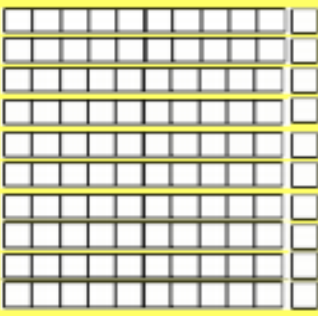
						
setting						
characters						
prop						



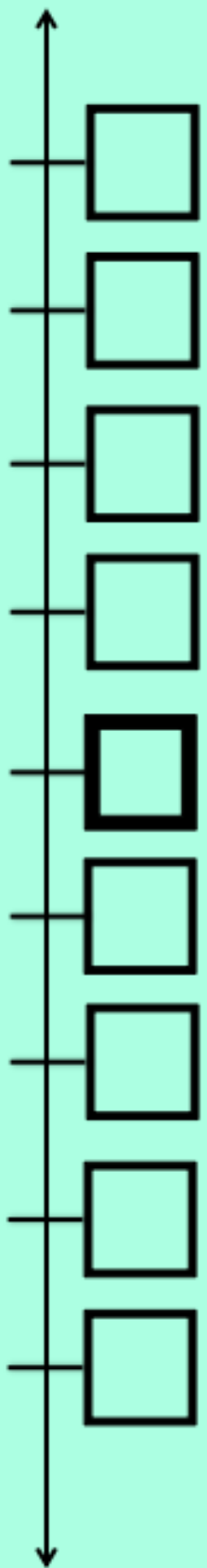
How did you go?			
			

Use the storyboard to choose a setting, a character and a prop to write your short narrative.

for	and	nor	but	or	yet	so
F	A	N	B	O	Y	S

TENS FRAMES	DRAW IT	WORD	BASE TENS BLOCKS	TALLY
				

NUMBER OF THE DAY
38

NUMBER LINE


How did you go?			
			

Take Ten

Name: _____



Take Ten from each of the following numbers.
Use the **100 board** to help you solve the problems.

Remember: When we **- 10** we just go one square up on the hundred board.

1	2	3	4	5	6	7	8	9	10
11	12	13	14	15	16	17	18	19	20
21	22	23	24	25	26	27	28	29	30
31	32	33	34	35	36	37	38	39	40
41	42	43	44	45	46	47	48	49	50
51	52	53	54	55	56	57	58	59	60
61	62	63	64	65	66	67	68	69	70
71	72	73	74	75	76	77	78	79	80
81	82	83	84	85	86	87	88	89	90
91	92	93	94	95	96	97	98	99	100

1. $13 - 10 = 3$
2. $17 - 10 = \underline{\quad}$
3. $19 - 10 = \underline{\quad}$
4. $22 - 10 = \underline{\quad}$
5. $27 - 10 = \underline{\quad}$
6. $31 - 10 = \underline{\quad}$
7. $33 - 10 = \underline{\quad}$
8. $38 - 10 = \underline{\quad}$
9. $44 - 10 = \underline{\quad}$
10. $49 - 10 = \underline{\quad}$
11. $51 - 10 = \underline{\quad}$
12. $52 - 10 = \underline{\quad}$
13. $55 - 10 = \underline{\quad}$
14. $60 - 10 = \underline{\quad}$
15. $64 - 10 = \underline{\quad}$
16. $68 - 10 = \underline{\quad}$
17. $69 - 10 = \underline{\quad}$
18. $74 - 10 = \underline{\quad}$
19. $81 - 10 = \underline{\quad}$
20. $83 - 10 = \underline{\quad}$

FAST FINISHERS: Counting back in **tens** what are the 5 numbers that come before: a) 94 b) 86 c) 91

Teach **THIS**



SCAN ME

Click the link or scan the QR code to join into today's lesson: <https://bit.ly/2X1Hhet>

How did you go?

I can teach someone

I understand and can do by myself

I need some more practise

I need help to do this activity

CODING

We are learning to use simple directions to move the pirate to the treasure.

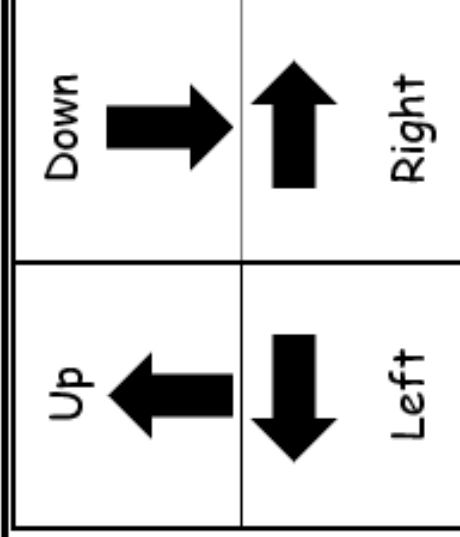


If you need help with this activity - click the link

<https://bit.ly/3hi9NQr>

Using the arrows up, down, left and right draw the steps the pirate needs to take to move to the treasure on the map. Remember the pirate cannot go through any trees or mountains.

Challenge: see if you can think of a different way to get the pirate to the treasure.





Free Choice Friday

You may also like to complete the writing activities at the back and use the puppets.



Fitness

Spell Your Name Activity for Kids

Using the next page. Spell your name using the actions. You may like to upload a video onto Class Dojo.

e.g. Mia

M = Shake your hips side to side for the count of 15.

I = 10 jumping jacks as high as possible

A = chomp your arms 10 times like an ALLIGATOR

Directed Drawing

Click on the link or scan the QR code to complete a directed drawing:

<https://bit.ly/3l3t3lS>. We have left a spare page for you to draw on.



Eye Spy

Go for a walk with your family. Take turns to play Eye Spy.

I wonder if you can trick anyone in your family.



"I spy with my little eye, something beginning with..."

Try something new!

With the help of a parent or carer, cook something you would like to try that you haven't eaten before.

We would love to see your yummy choices.



Build it!


Using lego or blocks, build something. You may like to build a tower, a city or a farm.

Don't forget to take a photo!



Mindfulness Time.

Click the link to listen to some relaxing music while completing your mindfulness colouring page. <https://bit.ly/3CcoDAf>



SPELL YOUR NAME

Activity for KIDS

A Chomp your arms 10 TIMES like an ALLIGATOR

B Bounce up and down 15 times

C CLAP your hands above your head 10 times

D DANCE around like a Monkey for 2 minutes

E Pretend you are an ELEPHANT for 20 seconds

F FLAP your arms like a bird 20 times

G GALLOP like a horse for a minute

H HOP like a bunny 20 times

I 10 Jumping Jacks and high as possible

J JUMP on one foot for the count of 10 then switch feet and jump 10 more times

K 10 Side KICKS on each leg

L Squat down and JUMP up high 10 times

M Shake your HIPS side to side for the count of 15

N 10 TOE touches

O Pretend you are an OCTOPUS and swing your arms around for 5 seconds

P 15 AIR Punches

Q Stretch up high to the sky and then touch the floor 10 times

R Jump Like a FROG 10 times

S Skip for 20 seconds

T Go up on your tip toes and back down 10 times

U 20 Elbow to your Knee touches

V Put your hands on your hips and twist left to right 10 times


W WIGGLE all over for 10 seconds

X MARCH like a soldier for 30 Seconds

Y Kick back like a DONKEY 10 times on each leg

Z Jump with your feet together 10 jumps forward





Writing - Free Choice - Puppets at the back of booklet

Option 1:

1. Draw your setting below in the box as the backdrop for your puppet show.
2. Draw your own puppets or cut out the puppets provided and record a puppet show.
3. Upload the video to your portfolio.

How did you go?

I can teach someone	I understand and can do by myself	I need some more practise	I need help to do this activity
---------------------	-----------------------------------	---------------------------	---------------------------------

Option 2:


1. Edit your writing from yesterday by checking for full stops, capital letters, spelling and check it makes sense.
2. Then publish your narrative on the lines below with no mistakes.
3. Draw your setting on a spare piece of paper as the backdrop for your puppet show.
4. Draw your own puppets or cut out the puppets provided and record a video of your story.
5. Upload the video to your portfolio.

How did you go?			
I can	I understand	I need some	I need help

[The rest of the page contains horizontal lines for writing.]

How did you go?			
I can teach someone	I understand and can do by myself	I need some more practise	I need help to do this activity

This page is BLANK...



This page is BLANK...

