

# Stage 1 - Week 9 - Term 3



Dear Students, Parents and Carers,



I would like to invite the students of our class to join me in a Zoom meeting, where we can connect and catch up. There are some housekeeping rules that we need to understand before we can proceed.

Zoom is the 'live' video conferencing platform teachers may use for online meetings. The classroom teacher will always be the host of the meeting and will send you an invite for you to join a meeting at a specific time.



When you first arrive at a zoom meeting you will be placed in a waiting room. This allows the teacher to commence the lesson when most people are present – much as they would at school. The Zoom session will not go ahead if you are the only student to join that particular meeting. If this happens, the teacher will end the meeting and reschedule for another time.

The expectations below are designed to ensure Zoom lessons/meetings are safe and productive. If your teacher feels you are not meeting these requirements, you will be given the opportunity to correct the issue. However, if your teacher is not satisfied that the issue has been rectified, you will be removed from the meeting.

Expectations of Students	
Dress Code	Please dress neatly, pyjamas are not appropriate
Location	You should be in a 'common' area within the house where you are visible to other members of your house. Great locations include the kitchen or dining room table or lounge room. You should try to position yourself so there is a blank wall background behind you that gives you privacy and not distract others. <b>You cannot and should not use Zoom from a bedroom.</b>
Positioning your Camera	Cameras should be positioned to only display from the shoulders up.
Recording Zoom calls	<b>Recording audio, recording video or taking any photographs of a Zoom call with a teacher or student(s) is strictly prohibited.</b>
Speaking and Listening	As in a normal lesson, it is important that you exercise good self-discipline and listen carefully to your teacher throughout the lesson/meeting.  Unless instructed otherwise by your teacher, you should MUTE your audio. Exceptions to this might occur if you are asked a question or if you are taking part in a conversation your teacher has initiated.
Parent Involvement	Parents may assist with helping you to set up the technology, however, are requested not to join any group/class Zoom meetings/lessons being moderated by the teacher. When the Zoom meeting is completed the teacher will wait for all students to exit the meeting so that students do not continue chatting without the teacher present.
Liverpool West PS School Rules	Remember our School Rules when attending Zoom meetings/lessons:  <b>Be Safe</b> – Always report inappropriate behaviour and inappropriate material to your teacher. <b>Be Respectful</b> – Make sure you are an active listener when another student is giving their ideas or opinions or answers. <b>Be a Learner</b> – Focus on instructions from your teacher and stay on-task.

# What else can I do each day when I have finished my activities?

↪ Click ↪



## Spelling


add	doctor	sudden
duck	adoption	wagged
band	dolphin	address
sold	toddler	dimple
doll	domino	shredded

This week we are revising the phonemes /d/. The letters in red above make the /d/ sound in words.

These will be your spelling words for the week. Keep the paper or take a photo of your words to look at each day.

Choose 5 words from the list above that you would like to learn and write them below.

Write 5 Rocket Words that you need to learn below.



5 Rocket Words	5 words from above





Spelling

Use your rocket words and 5 words from the sound of the week to write 'Rainbow Sounds'.

doctor


How did you go?

I can teach someone

I understand and can do by myself

I need some more practise

I need help to do this activity

# Word of the Day: doll

<https://bit.ly/36CBJZJ>




Rhyming Words

Syllables

Letters

Sounds

Use it in a sentence



How did you go?

I can  
teach  
someone

I  
understand  
and can do  
by myself

I  
need some  
more  
practise

I  
need help  
to do this  
activity



# SPELLING SOUNDS SCATTERGORIES

d

d

dd

ed

PHONEME

GRAPHEMES

food

name

colour

sport

animal

country

I can  
teach  
someone

I  
understand  
and can do  
by myself

I  
need some  
more  
practise





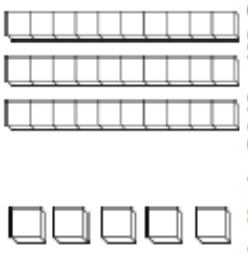
I  
need help  
to do this  
activity


How did you go?



SCAN ME

Click the link or scan the QR code to watch a video on how to complete the worksheet: <https://bit.ly/3i1IYkn>

Name: _____   <h1>21</h1> <p><b>I know this 2-digit number.</b></p>		Trace the numeral.  					
Trace the word. <h2>twenty one</h2>		Circle. <b>Odd      Even</b>					
Colour the MAB. 		Place Value. <table border="1"> <tr> <td><b>Tens</b></td> <td><b>Ones</b></td> </tr> <tr> <td> </td> <td> </td> </tr> </table>		<b>Tens</b>	<b>Ones</b>		
<b>Tens</b>	<b>Ones</b>						
Make it. $11 + \square = 21$ $16 + \square = 21$		Skip Count by 2s. 21, <input type="text"/> , <input type="text"/> , <input type="text"/> , <input type="text"/>					
Number lines. Count forwards. <div style="display: flex; justify-content: space-between; width: 100%;"> <div>21</div> <div><input type="text"/></div> <div><input type="text"/></div> <div><input type="text"/></div> <div><input type="text"/></div> </div> Count backwards. <div style="display: flex; justify-content: space-between; width: 100%;"> <div><input type="text"/></div> <div><input type="text"/></div> <div><input type="text"/></div> <div><input type="text"/></div> <div>21</div> </div>							

How did you go?			
			



Would you like some help with your Number of the Day? Scan the code or use the link: <https://bit.ly/2UYvk8m>



How did you go?

I can teach someone	I understand and can do by myself	I need some more practise	I need help to do this activity
---------------------	-----------------------------------	---------------------------	---------------------------------

<https://bit.ly/3B0ONoQ>



# 3D Shape Challenge

Find examples of everyday objects which are common 3D shapes. Accurately draw and label the object and its shape net below.

3D Shape Name	Object	Shape Net
Cylinder		

Maths

## Writing

Today we are **informing** the **audience** by starting to write a **PROCEDURE** for how to make pancakes. Your task today is to watch the video below and complete the 'title' and 'materials/equipment/ingredients' for making pancakes.

Title:

Materials e.g. bowl	Ingredients e.g. flour
<ul style="list-style-type: none"><li></li></ul>	<ul style="list-style-type: none"><li></li></ul>

How did you go?

I can teach someone	I understand and can do by myself	I need some more practise	I need help to do this activity
---------------------	-----------------------------------	---------------------------	---------------------------------



SCAN ME

Click the link or scan the QR code to join Mrs Kokias explain the task for today: <https://bit.ly/2WqHPdU>

## Science

Design and make a rain gauge: Look at some ideas.



Upload a photo to dojo of your rain gauge you have created:

### Materials needed

DESIGN AND PRODUCTION ACTIVITY PAGE 5

#### Make a rain gauge

- Variety of plastic containers (bottle/jug)
- Marker pen
- Funnel
- Blocks (for measuring)
- Watering can (for testing)

#### Optional:

- Pebbles (for weight)
- Scissors and tape



### Purpose

My rain gauge will measure: \_\_\_\_\_

**Step 1** Draw and label your materials.

### Materials I will use

How did you go?

I can teach someone	I understand and can do by myself	I need some more practise	I need help to do this activity
---------------------	-----------------------------------	---------------------------	---------------------------------

Upload your image of your design to dojo along with your finished product:

## Step 2

Draw and label your rain gauge.

**My design**

## Step 3

**Test** your rain gauge.



Did your rain gauge work?

What could you change in your design?

## Step 4

When it rains, take a photo of your rain gauge to show how much rain water it collects.





## Spelling

Use your rocket words and 5 words from the sound of the week and write them using blue and red pencils to show the vowels and consonants.

a b c d e f g h i j k l m n o p q r s t u v w x y z

How did you go?

I can  
teach  
someone

I  
understand  
and can do  
by myself

I  
need some  
more  
practise

I  
need help  
to do this  
activity

# Word of the Day: dip

<https://bit.ly/36CBJZJ>




Rhyming Words

Syllables

Letters

Sounds

Use it in a sentence



How did you go?

I can  
teach  
someone

I  
understand  
and can do  
by myself

I  
need some  
more  
practise

I  
need help  
to do this  
activity



Use your spelling words for the week to complete scrabble.

How did you go?

I can  
teach  
someone

I  
understand  
and can do  
by myself

I  
need some  
more  
practise

I  
need help  
to do this  
activity

# SCRABBLE TIME

Add up your words using the scrabble tiles and write the total:

A<sub>1</sub>

B<sub>3</sub>

C<sub>3</sub>

D<sub>2</sub>

E<sub>1</sub>

F<sub>4</sub>

G<sub>2</sub>

H<sub>4</sub>

I<sub>1</sub>

J<sub>8</sub>

K<sub>5</sub>

L<sub>1</sub>

M<sub>3</sub>

N<sub>1</sub>

O<sub>1</sub>

P<sub>3</sub>

Q<sub>10</sub>

R<sub>1</sub>

S<sub>1</sub>

T<sub>1</sub>

U<sub>1</sub>

V<sub>4</sub>

W<sub>4</sub>

X<sub>8</sub>

Y<sub>4</sub>

Z<sub>10</sub>

WORD

TOTAL

WORD





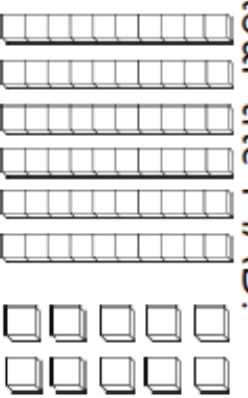


TOTAL

Teach THIS

Click the link or scan the QR code to watch a video on how to complete Scrabble Time: <https://bit.ly/3D6YrZ0>



SCAN ME

Name: _____  <b>46</b>  <b>I know this 2-digit number.</b>		Trace the numeral.  					
Trace the word. forty six		Circle. <b>Odd      Even</b>					
Colour the MAB. 		Place Value. <table border="1"> <tr> <td><b>Tens</b></td> <td><b>Ones</b></td> </tr> <tr> <td> </td> <td> </td> </tr> </table>		<b>Tens</b>	<b>Ones</b>		
<b>Tens</b>	<b>Ones</b>						
Make it. $29 + \square = 46$ $34 + \square = 46$		Skip Count by 2s. 46, <input type="text"/> , <input type="text"/> , <input type="text"/> , <input type="text"/>					
Number lines. Count forwards.  <div style="display: flex; justify-content: space-between; width: 100%;"> <span>46 <input type="text"/></span> <span><input type="text"/></span> <span><input type="text"/></span> <span><input type="text"/></span> <span><input type="text"/></span> </div> Count backwards.  <div style="display: flex; justify-content: space-between; width: 100%;"> <span><input type="text"/></span> <span><input type="text"/></span> <span><input type="text"/></span> <span><input type="text"/></span> <span>46</span> </div>							

How did you go?			
			



Would you like some help with your Number of the Day? Scan the code or use the link: <https://bit.ly/2UYvk8m>

How did you go?

I can teach someone

I understand and can do by myself

I need some more practise

I need help to do this activity

<https://bit.ly/3AZVesi>



SCAN ME

# Name the 3D Object



Number of faces

Number of vertices

Name



Number of faces

Number of vertices

Name



Number of faces

Number of vertices

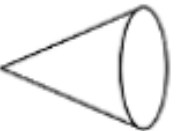
Name



Number of faces

Number of vertices

Name



Number of faces

Number of vertices

Name



Number of faces

Number of vertices

Name



Number of faces

Number of vertices

Name

Maths

## Writing

Today we are informing the audience by contuing to write a PROCEDURE for how to make pancakes. Your task today is to watch the video below and complete the first THREE steps of how to make pancakes.

Don't forget to include some verbs - doing words and adjectives - describing words.

Step 1:

Draw a picture of the step:

Step 2:

Draw a picture of the step:

Step 3:

Draw a picture of the step:



SCAN ME

Click the link or scan the QR code to join Mrs Kokias explain the task for today:


<https://bit.ly/3yfvjeo>

How did you go?



Watch the Video Mr Chicken All Over Australia by Leigh Hobbs. Scan the QR code or click the link: <https://bit.ly/3j9MUQs>

Locate and show all the places visited by Mr Chicken on a map of Australia in **Green** and in **Red** locate any of the places you have visited in Australia.



# Australia



Looking at the Australian map above and the world Map How are we connected to other places? For example, family, culture, travel, trade, the foods eaten, sports played etc.

How are you connected to other places in Australia and the world?

---



---



---



---

Task: of the connections you have with other places. Write down where you have other connections for example a family member might live in England.

❖ Relatives and friends living in other places -

❖ Places visited by you or other members of your family-

❖ Places in the news you have heard or read eg Tokyo Japan-

❖ Places in which a film you have seen was set

❖ Places to which your family has a special connection through ancestors or culture.

You can also mark these places on a map of the world below





Choose 5 words from your list to write sentences.  
Challenge: can you write compound sentences?

---

---

---

---

---

---



---

---

---

How did you go?			
I can teach someone	I understand and can do by myself	I need some more practise	I need help to do this activity

# Word of the Day: dimple

<https://bit.ly/36CBJZJ>



SCAN ME


Rhyming Words

Syllables

Letters

Sounds

Use it in a sentence



How did you go?

I can  
teach  
someone

I  
understand  
and can do  
by myself

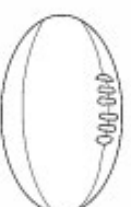
I  
need some  
more  
practise

I  
need help  
to do this  
activity

# Making Compound Words

Teach **THIS**

Use the smaller words below to  
create the compound words.



light house drum sun flower foot paint lady jelly  
fire brush man stick bird fish bird ball pot

How did you go?

I can  
teach  
someone

I  
understand  
and can do  
by myself

I  
need some  
more  
practise

I  
need help  
to do this  
activity



# 59



Name: \_\_\_\_\_

**I know this 2-digit number.**

Teach **THIS**

Trace the numeral.

59

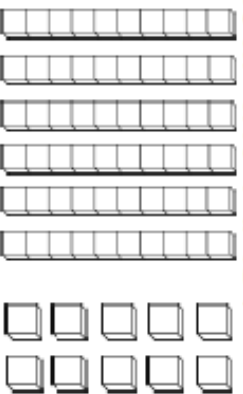
Trace the word.

fifty nine

Circle.

**Odd Even**

Colour the MAB.



Place Value.

Tens	Ones

Make it.

$$42 + \square = 59$$

$$49 + \square = 59$$

Skip Count by 2s.

59, , , ,

Number lines.

Count forwards.

59

Count backwards.

59

How did you go?

I can teach someone

I understand and can do by myself

I need some more practise

I need help to do this activity



SCAN ME

Would you like some help with your Number of the Day? Scan the code or use the link: <https://bit.ly/2UYvk8m>



## Measuring Volume

Volume is how much space an object takes up.



<https://bit.ly/3yftSwg>

- Task: 1. **Draw** a picture of a real-life object.  
2. **Pick** an item that you will fill it with.  
3. **Guess** how many of the item will fit inside and write your estimate.  
4. **Count** how many and write down the real answer.

Real Life Objects:



Items:



## Task Worksheet

Real Life Object	Item Used	Estimate (guess)	Real Answer

Page 2

How did you go?			
I can teach someone	I understand and can do by myself	I need some more practise	I need help to do this activity



## Writing

Today we are informing the audience by contuing to write a PROCEDURE for how to make pancakes. Your task today is to watch the video below and complete the FINAL steps of how to make pancakes.

Don't forget to include some verbs - doing words and adjectives - describing words.

Step 4:

Draw a picture of the step:

Step 5:

Draw a picture of the step:

Step 6:

Draw a picture of the step:



Click the link or scan the QR code to join Miss Hinton explain the task for today:

<https://bit.ly/3gCN011>

How did you go?



## Personal Development and Health - Positive Health Message Poster Plan

How can you encourage your classmate to be healthier?


Create a poster that advertises a healthy message.

### Ideas:

- Health topics that you could advertise could be food, exercise or sleep.
- Could you include a catchy heading, illustration or slogan?

How did you go?			
I can teach someone	I understand and can do by myself	I need some more practise	I need help to do this activity

### Example of a poster





## Spelling

Use your rocket words and 5 words from the sound of the week to record in the boxes.

Each sound of the word goes in a different box.

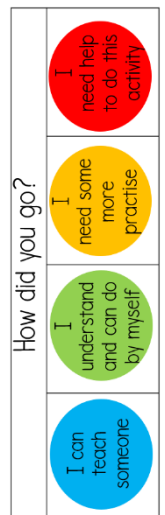
d	u	ck
---	---	----

d	o	ll	o	p
---	---	----	---	---

u	n	d	er
---	---	---	----



Would you like some help with your Sound Boxes? Scan the code or use the link: <https://bit.ly/3raLhEE>



# Word of the Day: dish

<https://bit.ly/36CBJZJ>



SCAN ME


Rhyming Words

Syllables

Letters

Sounds

Use it in a sentence



How did you go?

I can  
teach  
someone

I  
understand  
and can do  
by myself

I  
need some  
more  
practise

I  
need help  
to do this  
activity

# Phoneme Spotter Story – Long ‘i’ Sound

Read the following story aloud. As you are reading, listen carefully for the long ‘i’ sound. Colour in all the words that include this sound.

## The Bike Ride

Mya had a new bike. It was lime with a black stripe on the side. Mya liked her new bike. It was time to go for a ride!


It was a fine day. The sky was light. Mya got on her bike.

Riley was flying his bright pink kite.  
He saw Mya ride by.

“Hello Mya!” said Riley. “I like  
your lime bike!”

“Hello Riley!” said Mya. “I  
like your bright pink kite!”

Mya rode her bike for five  
miles. By the time she got  
home, it was night!



Challenge: Circle the letters, or combinations of letters, that make the long ‘i’ sound in the words below.

Mya      bike      fly      nine      bright

How did you go?

I can  
teach  
someone

I  
understand  
and can do  
by myself

I  
need some  
more  
practise

I  
need help  
to do this  
activity

# Proper Noun **and** Common Noun

Read each word. Is it a proper noun or a common noun?  
Write each word in the correct space.


## sort



--	--	--	--	--	--



--	--	--	--	--



airport

Ford

Paris

station

Subway

bun

Sunday

Amazon

fruit

juice

How did you go?



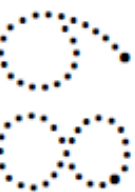

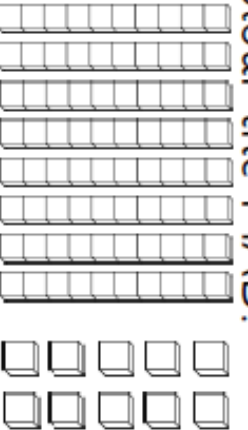
I need help to do this activity

I need some more practise

I understand and can do by myself

I can teach someone



Name: _____  <b>68</b>  <b>I know this 2-digit number.</b>		Trace the numeral.  					
Trace the word. sixty eight		Circle. <b>Odd      Even</b>					
Colour the MAB. 		Place Value. <table border="1"> <tr> <td><b>Tens</b></td> <td><b>Ones</b></td> </tr> <tr> <td> </td> <td> </td> </tr> </table>		<b>Tens</b>	<b>Ones</b>		
<b>Tens</b>	<b>Ones</b>						
Make it. $37 + \square = 68$ $58 + \square = 68$		Skip Count by 2s. 68, <input type="text"/> , <input type="text"/> , <input type="text"/> , <input type="text"/>					
Number lines. Count forwards. <div style="display: flex; justify-content: space-around;"> <div> <input type="text" value="68"/> <input type="text"/> <input type="text"/> <input type="text"/> </div> <div> <input type="text"/> <input type="text"/> <input type="text"/> <input type="text"/> </div> </div> Count backwards. <div style="display: flex; justify-content: space-around;"> <div> <input type="text"/> <input type="text"/> <input type="text"/> <input type="text"/> </div> <div> <input type="text"/> <input type="text"/> <input type="text"/> <input type="text"/> </div> </div> <div style="text-align: right;"> <input type="text" value="68"/> </div>							

How did you go?			
			



Would you like some help with your Number of the Day? Scan the code or use the link: <https://bit.ly/2UYvk8m>

## Maths -

See back of booklet for page you can cut out OR draw an item in each column that represents the heading in purple



How did you go?			
I can teach someone	I understand and can do by myself	I need some more practise	I need help to do this activity

# Capacity Sorting

<https://bit.ly/3zaq9l8>

Can you sort the pictures into full, half-full and empty?

full	half-full	empty

## Writing

Today we are looking at the different types of language features you used in your writing this week - nouns, verbs and adjectives.

Your task today is to watch the video below follow the instructions below.

You will need to have the writing pages from Monday, Tuesday and Wednesday ready to use.

Get a red, blue and yellow pencil or texta to complete this activity.

Using your red pencil or texta, circle the NOUNS.

Remember nouns are: person, place or things. What things did you use to make the pancakes?

Using your blue pencil or texta, circle the VERBS.

Remember verbs are: doing words. What actions did you do to make the pancakes?

Using your yellow pencil or texta, circle the ADJECTIVES.

Remember adjectives are: describing words. What adjectives did you use to tell the audience what something looks like, smells like, or how fast to mix the ingredients?



Click the link or scan the QR code to join Miss Hinton explain the task for today: <https://bit.ly/2Y2Hzm3>

How did you go?			
I can teach someone	I understand and can do by myself	I need some more practise	I need help to do this activity

## Free Choice Friday!


### Mr Squiggle!

Click the link <https://bit.ly/3gnY7LJ> or scan the QR code to watch Mr Squiggle. Use the sheet on the next page to make a drawing using the markings on the sheet.



### Interview.

Interview a family member. Write down 5 questions about range of topics and ask them the questions. You may like to film your interview and share it with your teacher.



### Make a game board.

Design and make your own game board. It might be like snakes and ladders or like monopoly. Games have rules and instructions to tell the audience how to play. You can share this at your next Zoom meeting. There is a blank gameboard attached. You might like to use numbers or phonemes.



### Do something kind!

Do something kind for someone in your house. You may wash the dishes, help fold the washing or vacuum the floor. You may even give someone a compliment or tell them how much you love them.



### Get Building.

Use something you have in your house to build. You may use a deck of cards to build a tower, use some contains to build a town or use some Lego.




### Alphabet Bingo.

Set a time for 2 minutes. In this time, write down a thing, place, country etc for each letter. You may like to verse a family member. See template at back of booklet.

**ALPHABET**  
..... BINGO .....

Click the link or scan the QR code to see Mr Squiggle and complete the drawing.



start

finish

You have 2 minutes! You may like to verse a family member.

# ALPHABET

..... BINGO .....

Aa	Jj	Ss
Bb	Kk	Tt
Cc	Ll	Uu
Dd	Mm	Vv
Ee	Nn	Ww
Ff	Oo	Xx
Gg	Pp	Yy
Hh	Qq	Zz
Ii	Rr	YOU DID IT!



**This page is BLANK...**

Thursday Maths - cut and paste

