








Stage 1 - Week 8 - Term 3



Stage 1, we are so proud of your efforts this term! You have continued to be safe, respectful learners at home while being patient and persistent and as a reward we have 2 "WELLBEING DAYS" planned for you where you will complete activities at home, with minimal screen time, enjoy the air outside and the warm sun. We also have some BOOK WEEK activities in the booklet from Ms Young and Mrs Selevitch.

Symbol	What it means
	I can teach someone else
	I understand and can do by myself
	I need some more practise
	I need help to do this activity
 Liked Your teacher will give your post a "like" on your portfolio and the love heart will be red.	

This week we have prepared you a range of learning activities for you to complete. Have a go at all of them and then let us know how you went **blue** for "I can teach someone else", **green** for "I understand and can do by myself", **orange** for "I need some more practise" or **red** for "I need help to do this activity". You might like to use a coloured pencil or something around your house that is that colour. Your teach might call home and help you complete an activity you have identified as needing some support.

Have a good week,
From the Stage 1 team.



Dear Students, Parents and Carers,



I would like to invite the students of our class to join me in a Zoom meeting, where we can connect and catch up. There are some housekeeping rules that we need to understand before we can proceed.

Zoom is the 'live' video conferencing platform teachers may use for online meetings. The classroom teacher will always be the host of the meeting and will send you an invite for you to join a meeting at a specific time.

When you first arrive at a zoom meeting you will be placed in a waiting room. This allows the teacher to commence the lesson when most people are present – much as they would at school. The Zoom session will not go ahead if you are the only student to join that particular meeting. If this happens, the teacher will end the meeting and reschedule for another time.

The expectations below are designed to ensure Zoom lessons/meetings are safe and productive. If your teacher feels you are not meeting these requirements, you will be given the opportunity to correct the issue. However, if your teacher is not satisfied that the issue has been rectified, you will be removed from the meeting.

Expectations of Students	
Dress Code	Please dress neatly, pyjamas are not appropriate
Location	You should be in a 'common' area within the house where you are visible to other members of your house. Great locations include the kitchen or dining room table or lounge room. You should try to position yourself so there is a blank wall background behind you that gives you privacy and not distract others. You cannot and should not use Zoom from a bedroom.
Positioning your Camera	Cameras should be positioned to only display from the shoulders up.
Recording Zoom calls	Recording audio, recording video or taking any photographs of a Zoom call with a teacher or student(s) is strictly prohibited.
Speaking and Listening	As in a normal lesson, it is important that you exercise good self-discipline and listen carefully to your teacher throughout the lesson/meeting. Unless instructed otherwise by your teacher, you should MUTE your audio. Exceptions to this might occur if you are asked a question or if you are taking part in a conversation your teacher has initiated.
Parent Involvement	Parents may assist with helping you to set up the technology, however, are requested not to join any group/class Zoom meetings/lessons being moderated by the teacher. When the Zoom meeting is completed the teacher will wait for all students to exit the meeting so that students do not continue chatting without the teacher present.
Liverpool West PS School Rules	Remember our School Rules when attending Zoom meetings/lessons: Be Safe – Always report inappropriate behaviour and inappropriate material to your teacher. Be Respectful – Make sure you are an active listener when another student is giving their ideas or opinions or answers. Be a Learner – Focus on instructions from your teacher and stay on-task.

Spelling


lick	jungle	appeal
bell	lollipop	careful
full	bottle	quill
cold	follow	crumble
loud	beetle	sprinkle

This week we are revising the phonemes /l/. The letters in red above make the /l/ sound in words.

These will be your spelling words for the week. Keep the paper or take a photo of your words to look at each day.

Choose 5 words from the list above that you would like to learn and write them below.

Write 5 Rocket Words that you need to learn below.



5 rocket Words	5 words from above





Spelling

Use your rocket words and 5 words from the sound of the week to write 'Rainbow Sounds'.

lollipop

Word of the Day: loud

<https://bit.ly/36CBJZJ>




Rhyming Words

Syllables

Letters

Sounds

Use it in a sentence



SPELLING sounds SCATTERGORIES

I

I

ll

le

PHONEME

GRAPHEMES

food

name

colour

sport





animal

country



SCAN ME

Click the link or scan the QR code to watch a video on how to complete the worksheet: <https://bit.ly/3i1IYkn>

Name: _____   <h1>20</h1> <p>I know this 2-digit number.</p>		Trace the numeral.  <p><small>Teach THIS</small></p>					
Trace the word. <h2>twenty</h2>		Circle. Odd Even					
Colour the MAB. 		Place Value. <table border="1"> <tr> <td>Tens</td> <td>Ones</td> </tr> <tr> <td> </td> <td> </td> </tr> </table>		Tens	Ones		
Tens	Ones						
Make it. $12 + \square = 20$ $15 + \square = 20$		Skip Count by 2s. 20, <input type="text"/> , <input type="text"/> , <input type="text"/> , <input type="text"/>					
Number lines. Count forwards. \rightarrow <div style="display: flex; justify-content: space-between; width: 100%;"> <div>20</div> <div><input type="text"/></div> <div><input type="text"/></div> <div><input type="text"/></div> <div><input type="text"/></div> </div> Count backwards. \leftarrow <div style="display: flex; justify-content: space-between; width: 100%;"> <div><input type="text"/></div> <div><input type="text"/></div> <div><input type="text"/></div> <div><input type="text"/></div> <div>20</div> </div>							



Would you like some help with your Number of the Day? Scan the code or use the link: <https://bit.ly/2UYvk8m>


Maths

Click the link or scan the QR code to listen to the maths lesson with Miss Matti: <https://bit.ly/3mdhURO>

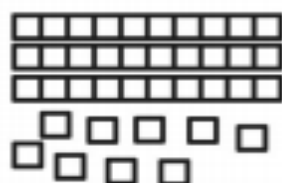


SCAN ME

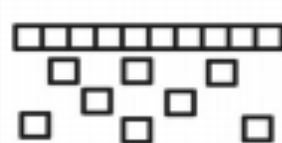
Write how many groups of tens and ones there are.



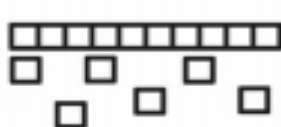
_____ tens _____ ones
_____ + _____ = _____



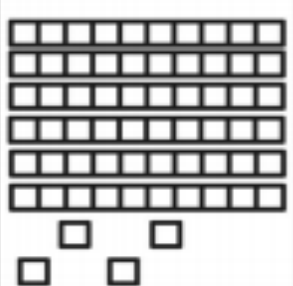
_____ tens _____ ones
_____ + _____ = _____



_____ tens _____ ones
_____ + _____ = _____



_____ tens _____ ones
_____ + _____ = _____



_____ tens _____ ones
_____ + _____ = _____

How to Make a Jam Sandwich

What you need:



Bread



Butter



Knife



Jam






Scan the QR code or type in the link for a video of Ms Koikas explaining the activity.

<https://bit.ly/3ADM4Bz>

Writing

Procedural Writing - Procedures are a set of instructions we follow to make something. **Can you match the instructions with the picture of how to make a jam sandwich?**

Draw a line from the instructions to match the picture.
The first one is done for you.

Get some jam, some butter and a knife.

Place the other slice of bread on top.

Spread the jam onto one slice of bread.

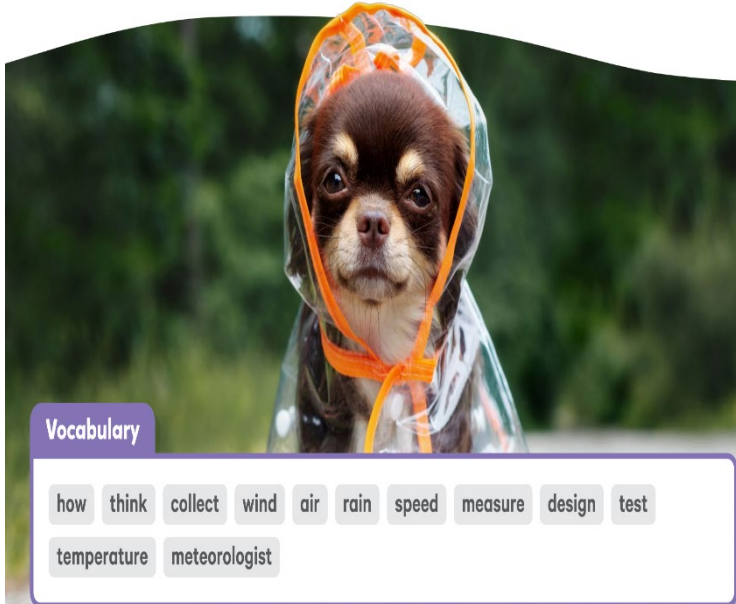
Eat your sandwich.

Get two slices of bread.

Spread the butter onto one slice of bread.

Science

How and why do we collect information about the weather?



Write down some ways we can collect information about the weather? Look at the pictures below to help:



To collect accurate information about the weather, we need to use instruments that measure the rain, wind and temperature.

Read the eBook: <https://bit.ly/3ikjOxn>

Write or draw a picture about what these different weather gauges measure.



SCAN ME





Spelling

Use your rocket words and 5 words from the sound of the week and write them using blue and red pencils to show the vowels and consonants.

a b c d e f g h i j k l m n o p q r s t u v w x y z

Word of the Day: cuddle

<https://bit.ly/36CBJZJ>



SCAN ME


Rhyming Words

Syllables

Letters

Sounds

Use it in a sentence



Use your spelling words for the week to complete scrabble.

SCRABBLE TIME

Add up your words using the scrabble tiles and write the total:

A ₁	B ₃	C ₃	D ₂	E ₁	F ₄	G ₂	H ₄	I ₁
J ₈	K ₅	L ₁	M ₃	N ₁	O ₁	P ₃	Q ₁₀	R ₁
S ₁	T ₁	U ₁	V ₄	W ₄	X ₈	Y ₄	Z ₁₀	

WORD	TOTAL

WORD	TOTAL

Teach THIS

Click the link or scan the QR code to watch a video on how to complete Scrabble Time: <https://bit.ly/3D6YrZ0>



SCAN ME



Name: _____

33



I know this 2-digit number.

Trace the numeral.

33



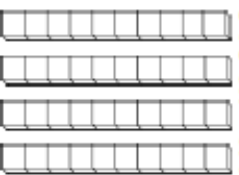
Trace the word.

thirty three

Circle.

Odd Even

Colour the MAB.



Place Value.

Tens	Ones

Make it.

$$19 + \square = 33$$

$$25 + \square = 33$$

Skip Count by 2s.

33, , , ,

Number lines.

Count forwards.

33

Count backwards.

33



SCAN ME

Would you like some help with your Number of the Day? Scan the code or use the link: <https://bit.ly/2UYvk8m>

Click the link or scan the QR code to watch a video on how to draw 3D Shapes:

https://youtu.be/_XJ1A5io8vc



SCAN ME

Drawing 3D Objects

Click on the QR code to help you with drawing the 3-D objects below

Cube

Cone

Pyramid

Cylinder

Maths



For a challenge list the 2-D Shapes that you can see in the 3-D Object.
Example: There are 6 squares in a cube.

Procedural Writing - Procedures are a set of instructions we follow to make something. Can you cut and paste the order of how to make fairy bread sandwich? **Circle the VERB (action word) in each step.**

Writing



Scan the QR code or type in the link for a video of Ms Koikas explaining the activity.

<https://bit.ly/3lZaktV>

How to Make Fairy Bread

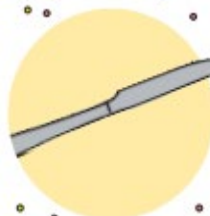
What you need:




Bread



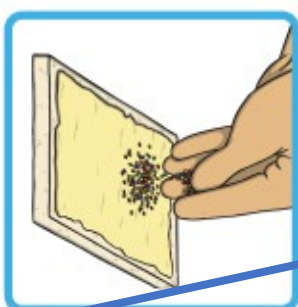
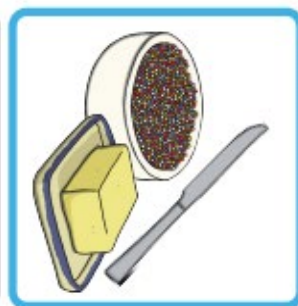

Butter



Knife



Sprinkles



Draw a line from the instructions to match the picture.
The first one is done for you.

Get some sprinkles, some butter and a knife.

Cut the bread into triangles.

Sprinkle the sprinkles onto the bread.

Eat your fairy bread.

Get some bread.

Spread the butter onto the bread.

Geography

Last week we looked at suburbs and names of streets this week we are going to create our own suburbs

Imagine you have been asked to plan a town or suburb.

First, think of all the things that are important to you.

Write them in the box.

Example

animals, sport,
adventure, reading,
dancing, family,
music, games,
dinosaurs,
skateboards, heroes,

What I like

Choose one of the words in your box to name your town or suburb.

Example

Name: Dinosaur Town

My town or suburb

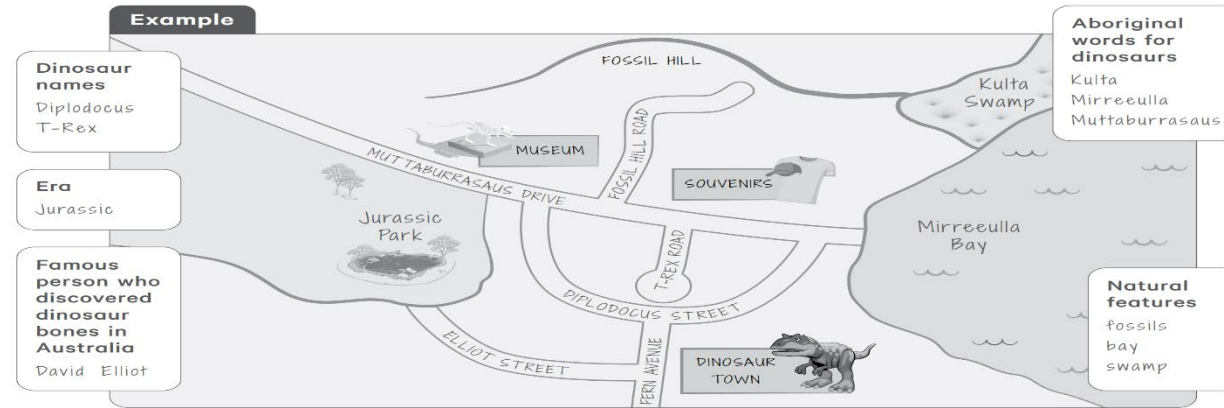
Make a list of words for your town or suburb. Make sure you have famous people, Aboriginal words and words about nature.

Example

Muttaburrasaurus,
Bunyip, Allosaurus,
Kulta, Diplodocus,
Mirreeulla, Triceratops,
Brontosaurus, Jurassic,
David Elliot, T-Rex

My words

Map of the town or suburb.



Draw a map for your town or suburb and explain the street names. Use the information on your suburb from above to help you draw.



Spelling

Choose 5 words from your list to write sentences.

Challenge: can you write compound sentences?

[illegible]

Word of the Day: bell

<https://bit.ly/36CBJZJ>



SCAN ME


Rhyming Words

Syllables

Letters

Sounds

Use it in a sentence





We're going to look at the sound

ee

feet

cheese

sweep

sleep

needle

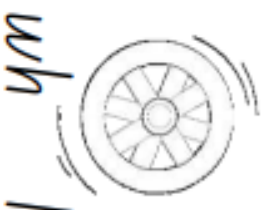
three

feel

bee

queen

see



Complete the following:

I am sl _ _ p _ _ _ .

He is b _ _ p _ _ _ the horn.

I want to go to sl _ _ p.

I will b _ _ p the horn.

I sl _ _ pt yesterday.

I b _ _ p _ _ the horn.

The _____ lives at Buckingham Palace.

My _____ are sore after the walk.

I got stung by a _____.

I brush my _____ twice a day.





44



Name: _____

I know this 2-digit number.

Trace the word.

forty four

Colour the MAB.



Make it.

$$29 + \square = 44$$

$$33 + \square = 44$$


Number lines.

Count forwards.

44

Count backwards.

Trace the numeral.



Teach THIS

Circle.

Odd Even

Place Value.

Tens	Ones

Skip Count by 2s.

44, , , ,



SCAN ME

Would you like some help with your Number of the Day? Scan the code or use the link: <https://bit.ly/2UYvk8m>

Maths

Today you will be making 3D shapes.

The worksheets for today's lesson are at the back of this booklet so that you can cut them out and glue them together.

3D Shapes

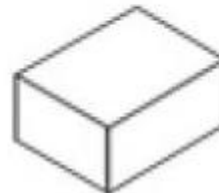
Sphere



Cylinder



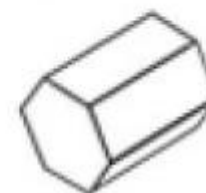
Cuboid



Cone

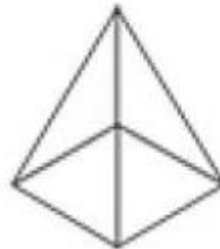


Hexagonal prism



Square-based

pyramid



Triangular-based

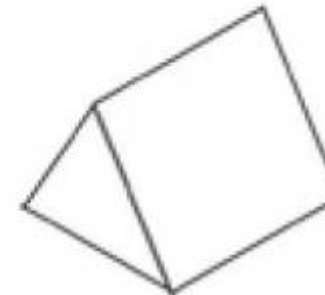
pyramid



Cube



Triangular prism



SCAN ME

Click the link or scan the QR code to join Miss Matti for today's maths lesson: <https://bit.ly/3yZMfGR>

Writing

Procedural Writing - Procedures are a set of instructions we follow to make something. Can you cut and paste the order of how to make fairy bread sandwich?

Look at the pictures and match the writing with the picture. Write the sentence in the box.



We listened to the swimming
instructors teaching us to swim.

We got changed into our
swimming costumes.

We went back to school on the bus.

We got on the bus to take us to
the swimming pool.

Personal Development and Health - Physical Activity

Circle all the activities you can choose to do at home or in your backyard to keep your body healthy and fit.



Write or draw a picture of your favourite physical activity. You might like to send a photo or video of yourself completing this activity to your teacher on Class Dojo.

ROLL TO CREATE

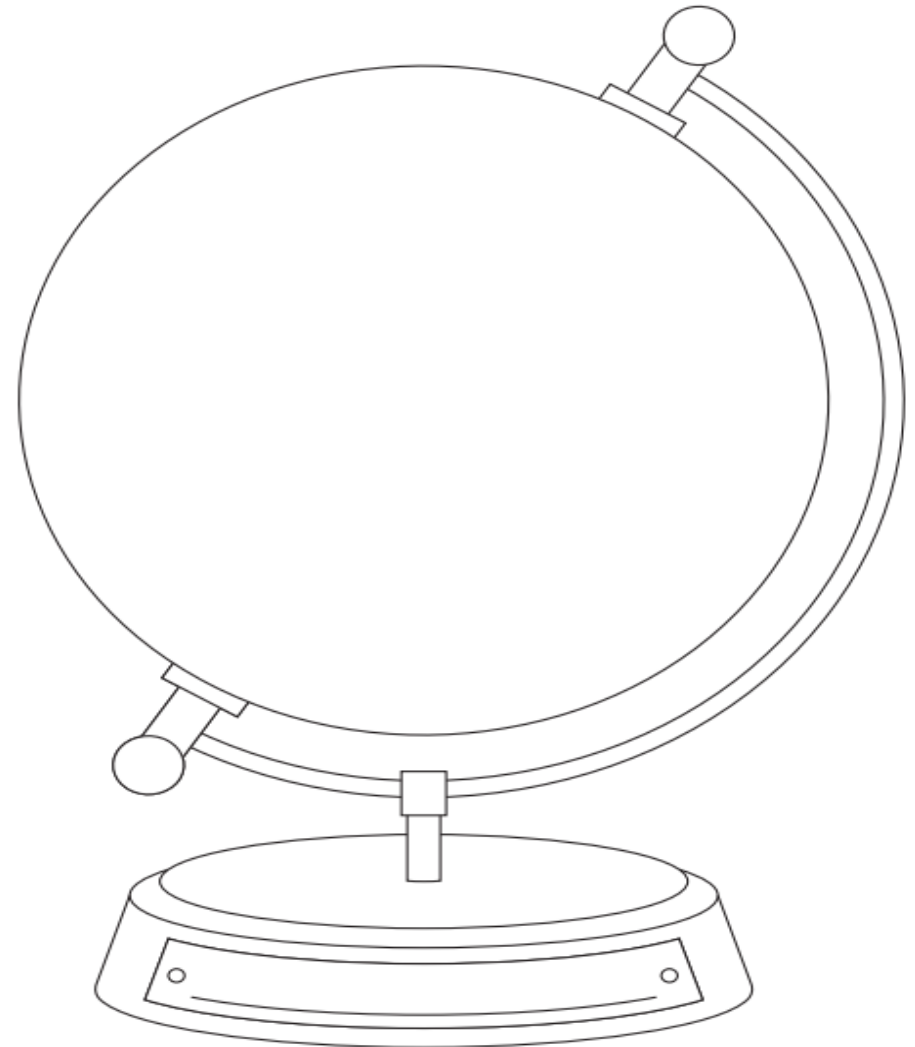


A NEW WORLD

1. Roll the dice and match the number rolled with a row on the chart.
2. See what type of 'space stuff' is on that row (in the '1st Roll' column).
3. Draw the 'space stuff' around the globe as a background.
4. Roll again, match the number rolled to a row on the chart and see what type of sky you will use to add additional detail to the background.
5. Continue to roll the dice and add features to your world. Use the images as a guide.
6. Decorate your world with colour and patterns.
7. Write the name of your new world on the base of the globe.

	1st Roll	2nd Roll	3rd Roll	4th Roll	5th Roll	6th Roll
	SPACE STUFF	SKY	SURFACE	LANDSCAPE	CIVILISATION	FLORA
1						
2						
3						
4						
5						
6						



MY WORLD



Book Face

Book Face is when you take a book with a face on it and place it in front of your face. Take a photo for some funny results. You can use books you have at home.

Here are 3 slides of some funny examples so you get the idea.



If you would like to have a go, take a photo and upload it on to Class Dojo.

Book Face

Book Face is when you take a book with a face on it and place it in front of your face. Take a photo for some funny results. You can use books you have at home.

Here are 3 slides of some funny examples so you get the idea.



Pick an activity

Book Week Bingo

Share
Read

Get excited to celebrate Book Week!

You can choose to do as many or as few of these activities as you would like. Make sure you take a photo or video and post it on

Class Dojo. 📷

Read to your pet	Design a poster on the Book Week theme of Old Worlds New Worlds Other Worlds. Keep to display in the library.	Turn off closed captions on a story from Story Box Library and read it to a family member. (click on the cog in bottom right corner of the story, click on CC)	Make a book mark!
Roll to create a new world (use the template to help you) https://bit.ly/3v0bd6w	Make your own cozy Book Nook to read in!	Read aloud to a family member	Book Face Have a go at making a funny photo https://bit.ly/2Up0t5E
Read something a parent recommends	Design a new book cover for one of the Book Week books and upload to ClassDojo (see Story Box Library)	View the announcement of the book of the year winners! Press on the link below to view Friday 20th August https://bit.ly/3spHwfb	Take a selfie with your favourite book
Tell us about a storyteller (go to Story Box Library - menu - storytellers) https://bit.ly/2UwKpOU Login: lmps Password: lmps	Read under a tree	Take a photo of your toys reading a book in different places around your house	Emoji Challenge Use emojis to make the title of a book. So we guess the title. E.g. 🐱 ➡ 📖 Cat in the Hat

Prizes will be given out for

activities with a

Get involved!

Have fun

Thursday

Congratulations Stage 1, you have nearly completed 8 weeks of learning from home.

Today you will complete wellbeing activities independently. You can post photos of your completed work to your ClassDojo portfolio.

Acrostic Poem

Write an acrostic poem to describe your favourite animal using adjectives.

Terrifying
Incredibly fast
Growling
Energetic
Really hungry



Post a photo to show your teacher

Mindfulness

Go outside, lie on your back and breathe deeply. Close your eyes and listen. Breathe in and out. How many sounds can you hear? The longer you listen the more you will hear.



Write a list of the sounds that you heard.


Reading

Read or listen to a book that you have enjoyed this week. Tell your family member why you like this book



Hefting

Hefting is when you use our hands to measure the mass of an object. Use hefting to find the item with the **least** mass (lightest) in your bedroom.



Spelling

Use objects in your house to spell your rocket words. I used popcorn!!



Post a photo to show your teacher.

Helping Hand

What can you do to help in your house today? Some ideas:

- Tidy your room
- Make the bed
- Wash the dishes
- Help with the cooking
- Do some gardening
- Help with washing
- Read to your little brother or sister
- Ask what you can do to help



What did you do to help today?

Friday

Congratulations Stage 1, you have nearly completed 8 weeks of learning from home.

Today you will complete wellbeing activities independently. You can post photos of your completed work to your ClassDojo portfolio.

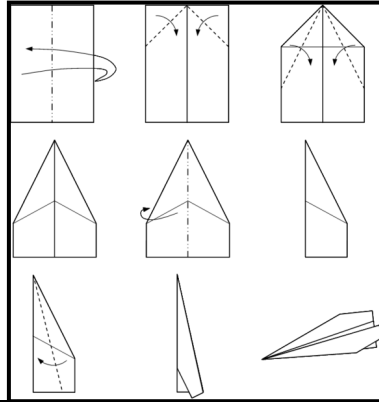
Alphabet Hunt

Find something in your house or garden that starts with each letter of the alphabet.



Paper Plane

Make a paper plane and see how far it flies.
Measure by using steps if you don't have a ruler.



Reading

Read or listen to a book that you have enjoyed this week.
Draw a picture of your favourite character.



Skip Counting

How high can you skip count by 2, 5 and 10?
Skip count while you are doing star jumps.



Post a video to ClassDojo to show your teacher how high you can skip count.

Helping Hand

What can you do to help in your house today?
Some ideas:

- Tidy your room
- Make the bed
- Wash the dishes
- Help with the cooking
- Do some gardening
- Help with washing
- Read to your little brother or sister
- Ask what you can do to help



What did you do to help today?

Make a Card

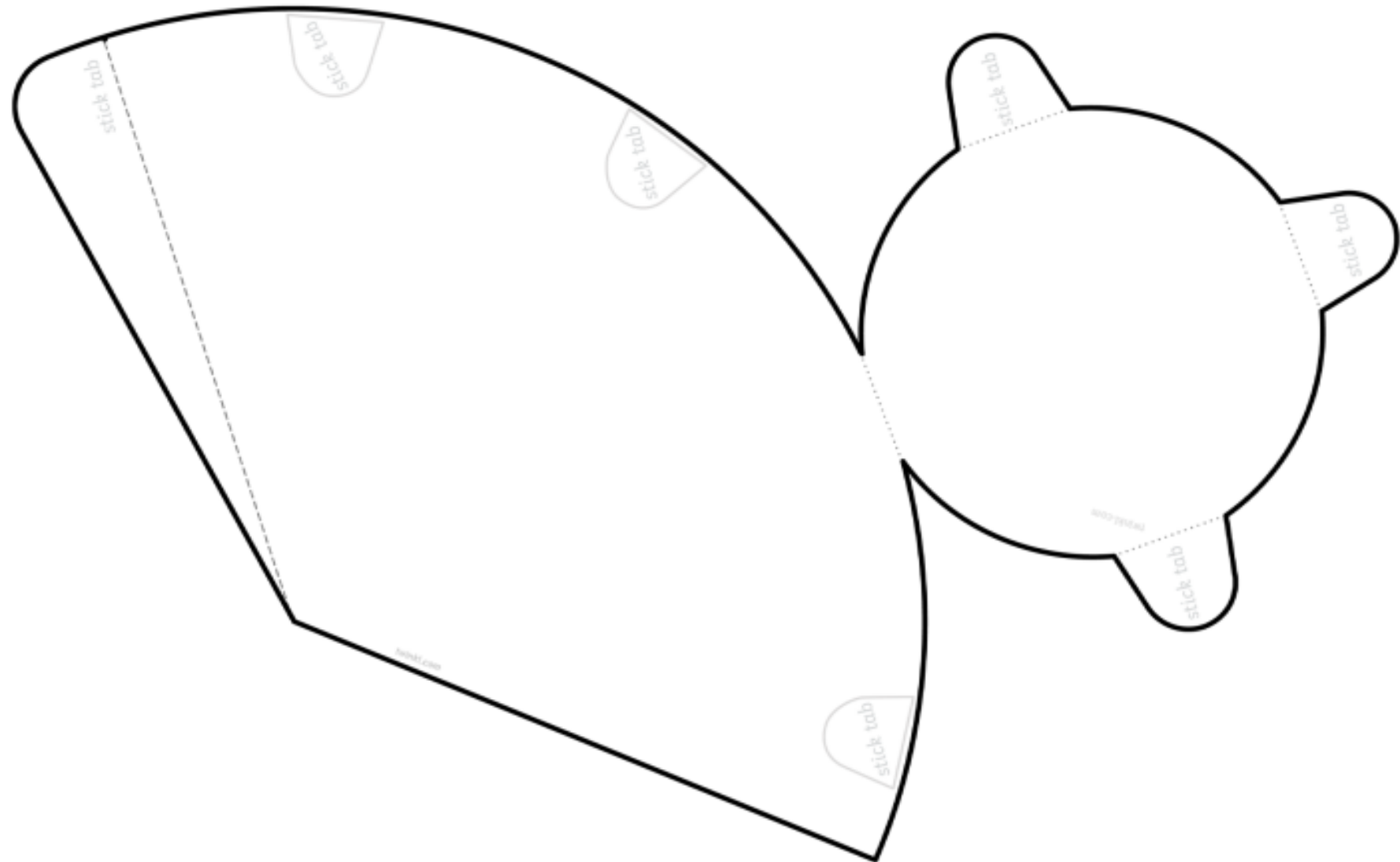
Make a card for someone you love. You could write a card to give on Father's Day this Sunday. There is a card on the last page.
You could write:

- I love you
- Thank you for helping me
- I hope you are well
- Have a great day
- You make me smile



This page is blank...

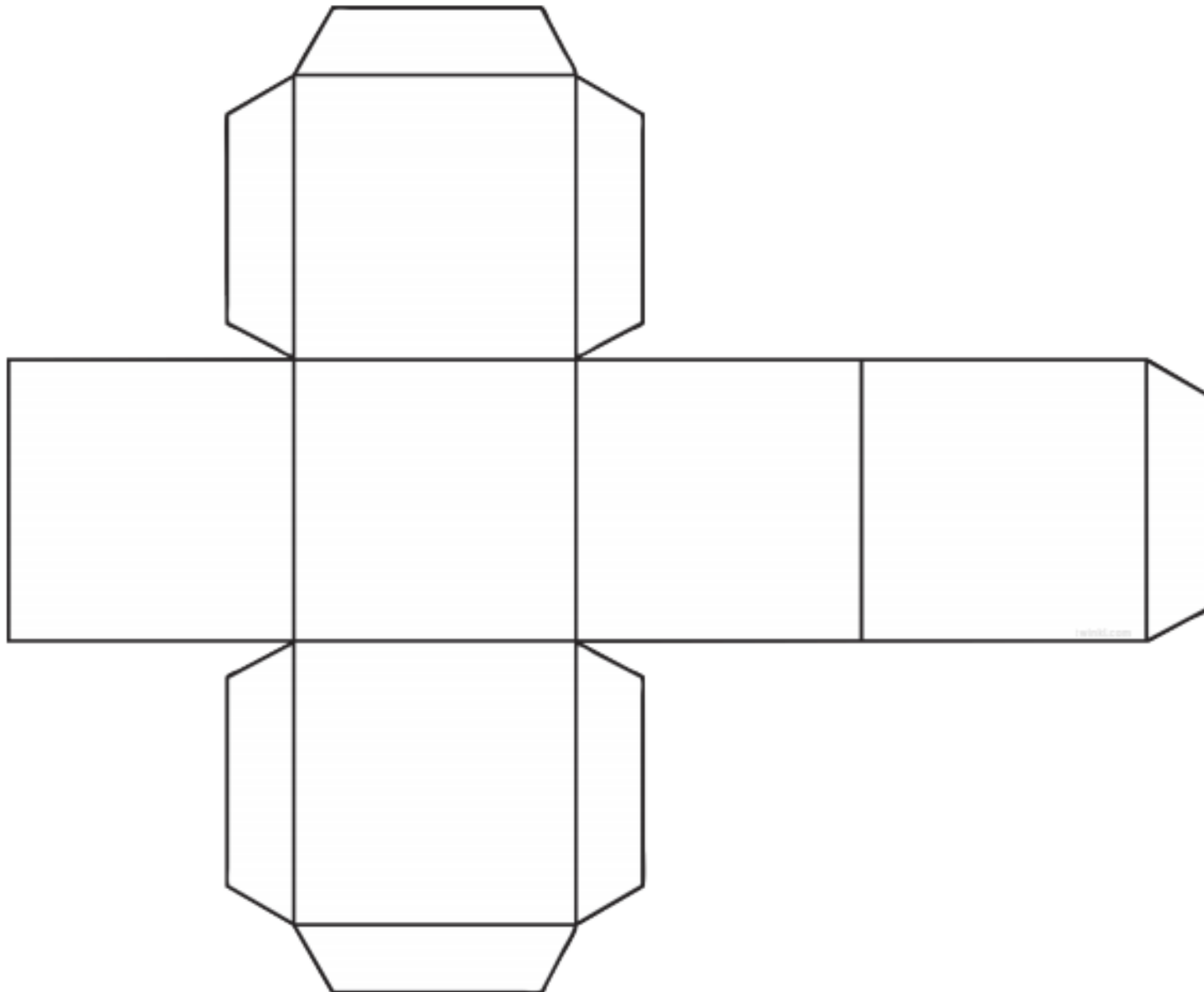
Cone



This page is blank...

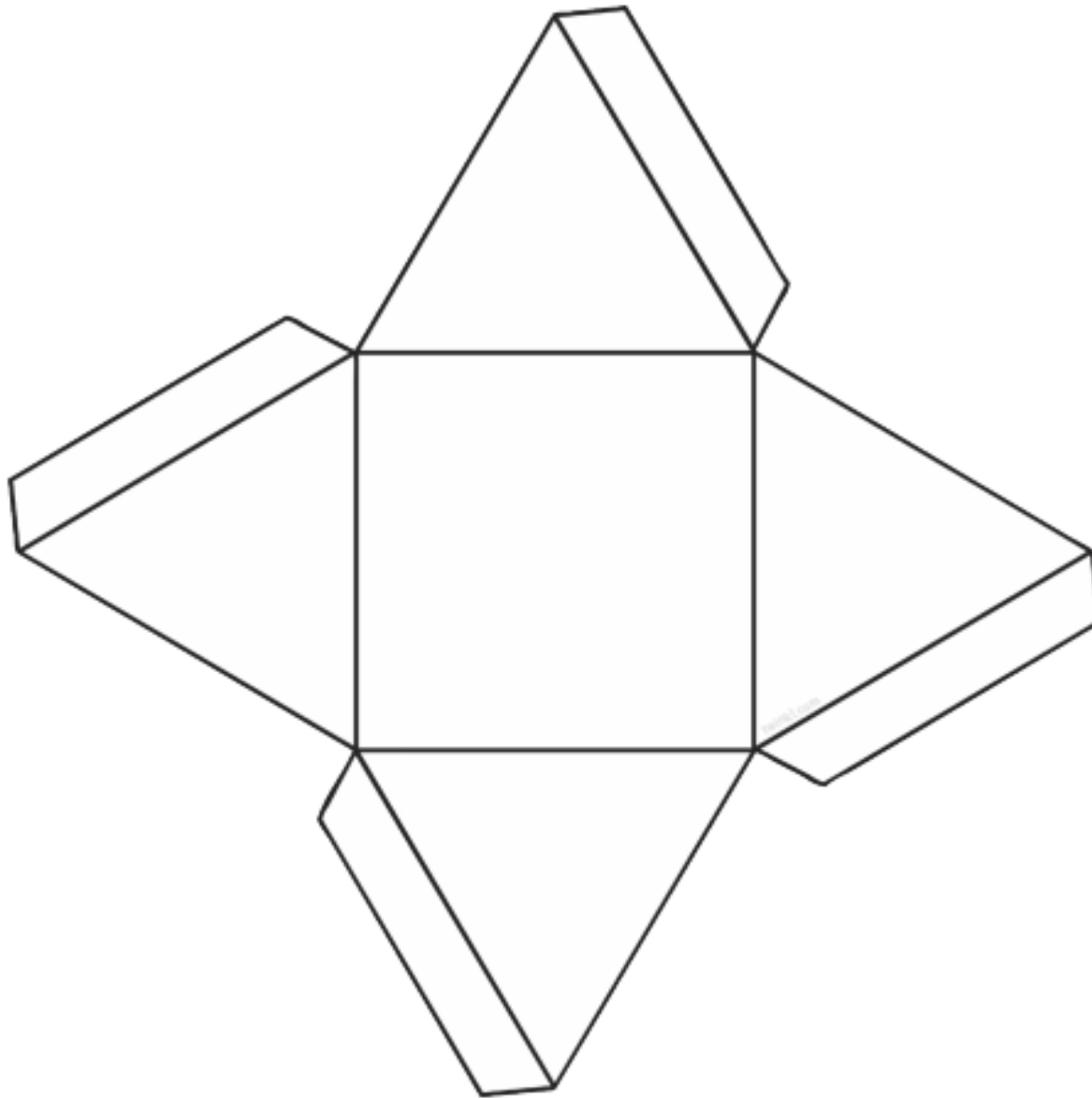
This page is blank...

Cube



This page is blank...

Square-based Pyramid



This page is blank...

HAPPY FATHER'S DAY!

