

Stage 1 - Week 6 - Term 3



Learning at Home!



Dear Students, Parents and Carers,



I would like to invite the students of our class to join me in a Zoom meeting, where we can connect and catch up. There are some housekeeping rules that we need to understand before we can proceed.

Zoom is the 'live' video conferencing platform teachers may use for online meetings. The classroom teacher will always be the host of the meeting and will send you an invite for you to join a meeting at a specific time.

When you first arrive at a zoom meeting you will be placed in a waiting room. This allows the teacher to commence the lesson when most people are present – much as they would at school. The Zoom session will not go ahead if you are the only student to join that particular meeting. If this happens, the teacher will end the meeting and reschedule for another time.

The expectations below are designed to ensure Zoom lessons/meetings are safe and productive. If your teacher feels you are not meeting these requirements, you will be given the opportunity to correct the issue. However, if your teacher is not satisfied that the issue has been rectified, you will be removed from the meeting.






Expectations of Students	
Dress Code	Please dress neatly, pyjamas are not appropriate
Location	You should be in a 'common' area within the house where you are visible to other members of your house. Great locations include the kitchen or dining room table or lounge room. You should try to position yourself so there is a blank wall background behind you that gives you privacy and not distract others. You cannot and should not use Zoom from a bedroom.
Positioning your Camera	Cameras should be positioned to only display from the shoulders up.
Recording Zoom calls	Recording audio, recording video or taking any photographs of a Zoom call with a teacher or student(s) is strictly prohibited.
Speaking and Listening	As in a normal lesson, it is important that you exercise good self-discipline and listen carefully to your teacher throughout the lesson/meeting. Unless instructed otherwise by your teacher, you should MUTE your audio. Exceptions to this might occur if you are asked a question or if you are taking part in a conversation your teacher has initiated.
Parent Involvement	Parents may assist with helping you to set up the technology, however, are requested not to join any group/class Zoom meetings/lessons being moderated by the teacher. When the Zoom meeting is completed the teacher will wait for all students to exit the meeting so that students do not continue chatting without the teacher present.
Liverpool West PS School Rules	Remember our School Rules when attending Zoom meetings/lessons: Be Safe – Always report inappropriate behaviour and inappropriate material to your teacher. Be Respectful – Make sure you are an active listener when another student is giving their ideas or opinions or answers. Be a Learner – Focus on instructions from your teacher and stay on-task.

Hello Stage 1,

Can you believe that it is week 6 of Term 3; you have been fantastic learners from your homes and we are so proud of you.

Have you been enjoying chatting with your class on Zoom? Don't forget to check Class Dojo for your time and meeting code.

Once again, we have spent lots of time making learning activities that you will enjoy. Once you have completed your activities each day, upload a photo; maybe a video of you explaining the learning task so we can see your fantastic work and give you some feedback.

Symbol	What it means
	I can teach someone else
	I understand and can do by myself
	I need some more practise
	I need help to do this activity
 Liked Your teacher will give your post a "like" on your portfolio and the love heart will be red.	

DON'T FORGET TO LET US KNOW HOW YOU WENT WITH YOUR LEARNING TASK!

blue for "I can teach someone else"

green for "I understand and can do by myself",

orange for "I need some more practise"

red for "I need help to do this activity".

You might like to use a coloured pencil or something around your house that is that colour. Your teacher might call home and help you complete an activity you have identified as needing some support.

We can't wait to see you, but until then, STAY HOME, STAY SAFE AND STAY HEALTHY!

From the Stage 1 Team




Spelling

<p>pole apple pin flap grape</p>	<p>people puppy group type flipping</p>	<p>troupe escape pineapple piece cantaloupe</p>
--	---	---

This week we are learning about the phoneme /p/. The letters in red above make the /p/ sound in words. These will be your spelling words for the week. Keep the paper or take a photo of your words to look at each day.

Choose 5 words from the list above that you would like to learn and write them below.

Write 5 Rocket Words that you need to learn below.



5 rocket Words	5 words from above



Spelling

Use your rocket words and 5 words from the sound of the week to write 'Rainbow Sounds'.

pickle



Word of the Day: pop

<https://bit.ly/36CBJZJ>




Rhyming Words

Syllables

Letters

Sounds

Use it in a sentence



SPELLING SOUNDS SCATTERGORIES

p

p

pp

pe

PHONEME

GRAPHEMES

food

name

colour

sport

animal

country



SCAN ME

Click the link or scan the QR code to watch a video on how to complete the worksheet: <https://bit.ly/3i1IYkn>

Teach **THIS**

Circle.

Odd Even

[illegible]

Place Value.

Tens Ones

$$9 + \square = 16$$
$$7 + \square = 16$$

Skip Count by 2s.

16, , , ,

Number lines.

Count forwards.

16

Count backwards.

16



Would you like some help with your Number of the Day? Scan the code or use the link: <https://bit.ly/2UYvk8m>



Maths

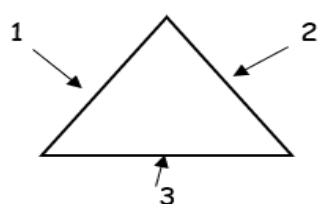
Scan me or click the link:

<https://bit.ly/3l8cYNh>

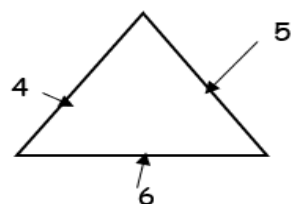
Skip Counting using 2D Shapes

Use the 2D shapes to help you skip count by 3, 4 and 5.

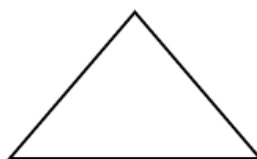
We can use 2D shapes to help us skip count. We use their corners to help us count on. Let's use the triangle to help us skip count by 3.



_____ 3 _____



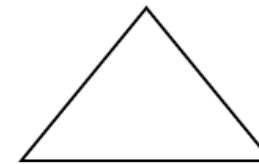
_____ 6 _____




_____ 9 _____









Can you skip count by 4 using the squares to help you?









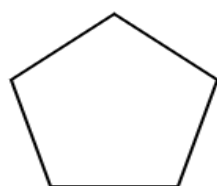


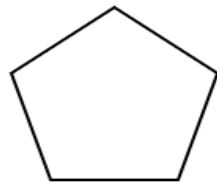


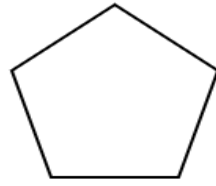


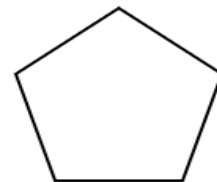


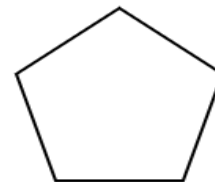
Use the pentagons to help you skip count by 5.

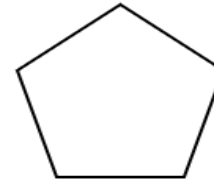


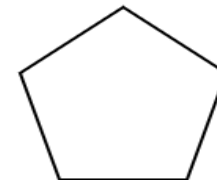












Fact sheet

Writing

What Is a Dinosaur?


Dinosaurs were one of several kinds of prehistoric reptiles that lived during the Mesozoic Era, the “Age of Reptiles”. They lived millions of years ago, before people.

There were lots of different kinds of dinosaurs that lived at different times.


- Some walked on two legs and some on four. Some could do both
- Some were speedy and some were slow and lumbering.
- Some had thick, bumpy skin. Some even had feathers.
- Some were armour plated, some had horns, crests, spikes or frills to defend themselves.



Some dinosaurs were meat-eaters.
These are called carnivores.



Most dinosaurs were plant-eaters.
These are called herbivores.



Scan or click me to watch
the Dinosaur video:
<https://bit.ly/3zCThRN>



REPORT WRITING


- Scan the QR code or click the link to watch the video.
- Create a mind map about all the facts you have learnt about dinosaurs.

Click or scan the QR
Codeto hear



Miss Adie Explain:

<https://bit.ly/3i6HXHG>



Science

Draw a line to which season are these photos taken?



Autumn

Summer

Winter

Spring



A Journey Through the Seasons - Watch the video- <https://bit.ly/3rDHIMQ>

Answer the following questions:

Which seasons did you see?



SCAN ME

What happen when seasons change?

Were any seasons missing?

What seasons are these People dressed for?
Write your answer under each picture.



Answer the following questions <https://bit.ly/376uObu>



Which is your favourite season and why?

What smells nice in spring or autumn?

What tastes nice in summer or winter?

Choose your favourite season, and **design** an outfit for the season.

Season

Name of outfit

I designed this outfit because

My design

For example, this flower is for Spring.





Draw symbols for each season in the boxes below.



What else can I do today?

↪ Click ↪





Spelling

Use your rocket words and 5 words from the sound of the week and write them using blue and red pencils to show the vowels and consonants.

a b c d e f g h i j k l m n o p q r s t u v w x y z

Word of the Day: pepper

<https://bit.ly/36CBJZJ>




Rhyming Words

Syllables

Letters

Sounds

Use it in a sentence




Name: _____

Teach **THIS**

Make a Sentence

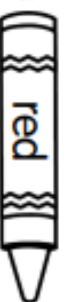
Look at the pictures and create a sentence to match. Make sure that you use correct punctuation. Include a noun and a verb.







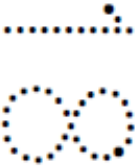


Can you circle the nouns in red and circle the verbs in blue?

nouns =



verbs =



Name: _____  18 I know this 2-digit number.		Trace the numeral.  					
Trace the word. eighteen		Circle. Odd Even					
Colour the MAB. 		Place Value. <table border="1" style="width: 100%;"> <tr> <td style="width: 50%; text-align: center;">Tens</td> <td style="width: 50%; text-align: center;">Ones</td> </tr> <tr> <td style="height: 100px;"></td> <td style="height: 100px;"></td> </tr> </table>		Tens	Ones		
Tens	Ones						
Make it. $9 + \square = 18$ $15 + \square = 18$		Skip Count by 2s. 18, <input type="text"/> , <input type="text"/> , <input type="text"/> , <input type="text"/>					
Number lines. Count forwards. \rightarrow <div style="display: flex; justify-content: space-around; align-items: center;"> <div style="border: 1px solid black; padding: 2px 10px;">18</div> <div style="border: 1px solid black; width: 40px; height: 20px;"></div> <div style="border: 1px solid black; width: 40px; height: 20px;"></div> <div style="border: 1px solid black; width: 40px; height: 20px;"></div> <div style="border: 1px solid black; width: 40px; height: 20px;"></div> </div> Count backwards. \leftarrow <div style="display: flex; justify-content: space-around; align-items: center;"> <div style="border: 1px solid black; width: 40px; height: 20px;"></div> <div style="border: 1px solid black; width: 40px; height: 20px;"></div> <div style="border: 1px solid black; width: 40px; height: 20px;"></div> <div style="border: 1px solid black; width: 40px; height: 20px;"></div> <div style="border: 1px solid black; padding: 2px 10px;">18</div> </div>							



SCAN ME

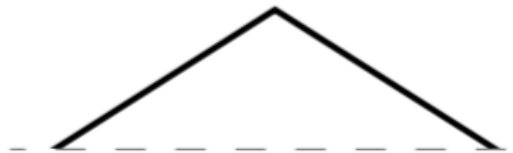
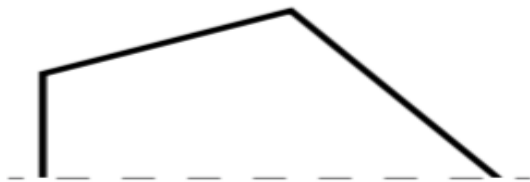
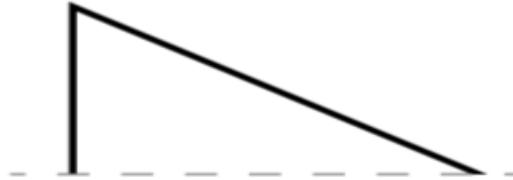
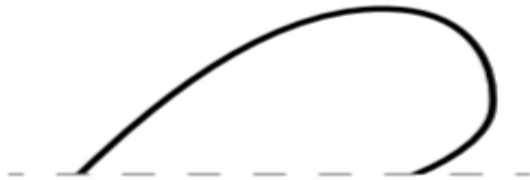

Would you like some help with your Number of the Day? Scan the code or use the link: <https://bit.ly/2UYvk8m>

Maths

Symmetry is when a shape looks exactly the same on both sides.
Can you finish drawing the other half of the 2D shapes?

Click on the link or scan
the QR code:

<https://bit.ly/2WzwiZM>



Symmetry Drawing Practice:
Complete the Shapes

Classification

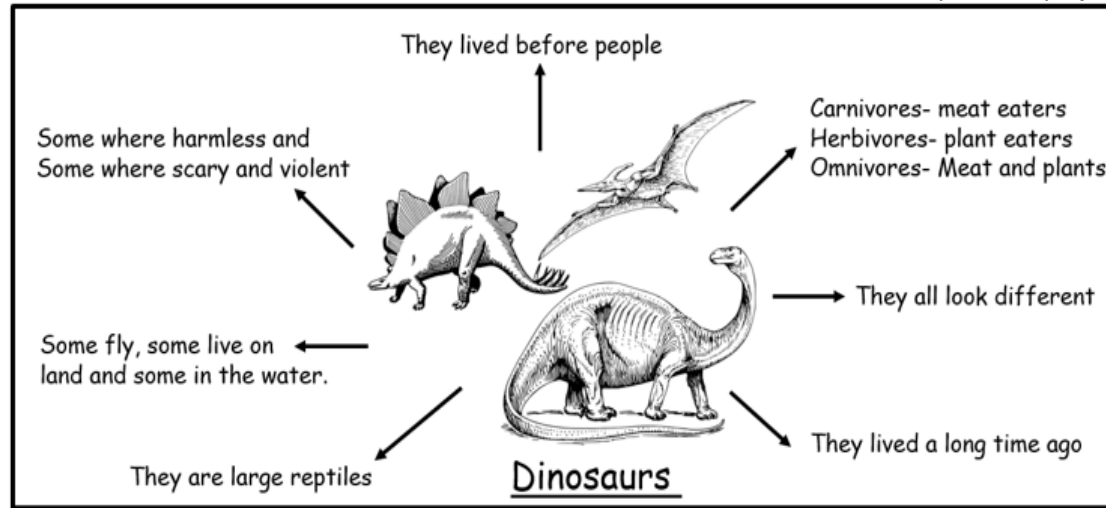
- Today we are looking at appearance.
- Look at the pictures and the adjectives
- Plan your sentences
- Write full compound sentences

Co-ordinating Conjunctions



These words join words, phrases and clauses.

Click or scan me to hear Miss Adie Explain:
<https://bit.ly/3j1ctSO>



1.

2.

3.

4.

5.

6.



Geography

Take a closer Look at the pictures!!



These things are all used for the same purpose. Every house and apartment will have one, but they don't all look the same.

Posting a letter seems easy, you just have to write the address on the envelope and put it in the post box. But a lot happens to the letter after you post it and before the other person receives it.

Watch the journey of a letter: Circle the letter that will be easily delivered-

<https://bit.ly/2THyLjN>

A letter needs:

- ★ a person's name
- ★ a house or unit number
- ★ a street name
- ★ a suburb or town
- ★ a state
- ★ a postcode

N Kumar
24 King Street
Richmond

B Chen
Sydney NSW 2000

A Nguyen
10 Chapel Street
Queensland 4000

V Lee
2 Green Street
Humpty Doo NT 0835

J Smith
Perth 6000

All over the world, letters and parcels are delivered to people's houses and apartments. Sometimes the postal delivery person's job can be difficult. Watch the video Mail Slot Menace <https://bit.ly/3i9QDx1>



Answer the mail man's questions?

What do you think would be the good things about my job?

What do you think would be the bad things about my job?

What would make a letter impossible to deliver?

8

Each part of an address is important because it gives different information about a place. Try and find the places these pizzas need to be delivered to. What problems would there be in delivering the pizzas?



Address this letter yourself -
Remember from above what a good one looks like

(Name) _____
 (House number and street name) _____
 (Suburb or town) _____ (State) _____
 POSTCODE
 [] [] [] []

\$1
 AUSTRALIA



Places can be personal, local, state or national.
Write the names in the correct places.

bedroom New South Wales Australia family kitchen school
 Western Australia New Zealand back yard shops Victoria
 United States of America park India Disneyland

Personal	Local	State	National
bathroom	library	Queensland	China

What else can I do today?

↪ Click ↪



Spelling

Choose 5 words from your list to write sentences.

Challenge: can you write compound sentences?



Word of the Day: paper

<https://bit.ly/36CBJZJ>



SCAN ME


Rhyming Words

Syllables

Letters

Sounds

Use it in a sentence



Same Letter Different Sound Quiz

Teach THIS

Mark:

/17

Trace the words and circle the word on each row which has the same letter but a different sound.

/4



ant



ham



crab



ball



frog



dog



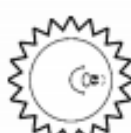
glove



tub



bull



sun



Write the correct letters to match each picture.

/4



b ____ ch



k ____



tr ____



m ____

Colour in the letter or digraph bubble for each picture

/4



a

ay

ai



a

ai

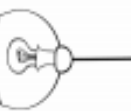
ay



i

igh

y



igh

i

y

Write the correct short or long vowel sounds for each word.

/5



Short ____



Short ____






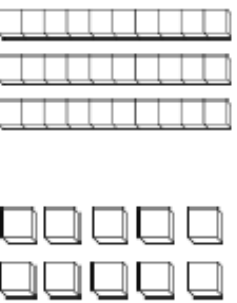


Short ____



Long ____



Long ____

Name: _____  <h1>27</h1> 		Trace the numeral. 					
I know this 2-digit number.		Circle. Odd Even					
Trace the word. twenty seven		Place Value. <table border="1"> <tr> <td>Tens</td> <td>Ones</td> </tr> <tr> <td></td> <td></td> </tr> </table>		Tens	Ones		
Tens	Ones						
Colour the MAB. 		Make it. $19 + \square = 27$ $23 + \square = 27$					
Number lines. Count forwards. 		Skip Count by 2s. 27, <input type="text"/> , <input type="text"/> , <input type="text"/> , <input type="text"/>					
Count backwards. 							



SCAN ME

Would you like some help with your Number of the Day? Scan the code or use the link: <https://bit.ly/2UYvk8m>

Maths

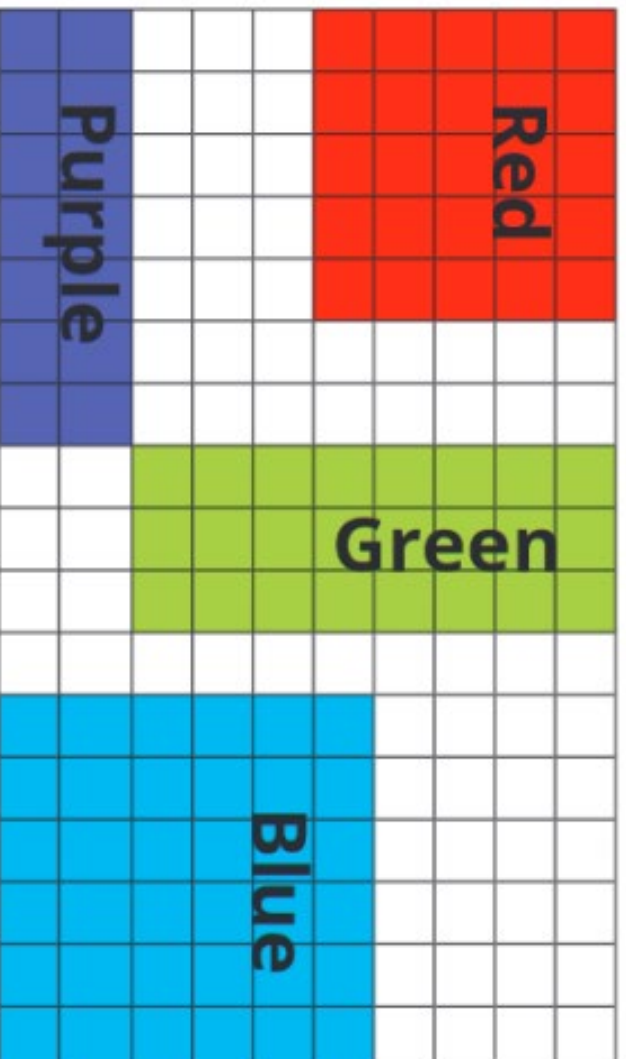
Measuring Area with Informal Units - Worksheet

Name _____

Date _____

Area - Informal Units

① Use the square grid to compare and measure the area of each of the four shapes.



a) How many squares cover the red square? _____

b) How many squares cover the purple rectangle? _____

c) How many squares cover the green rectangle? _____

② Write a 1 on the shape with the largest area. Write a 2 on the shape with the next largest area. Keep going until all the shapes are numbered.

Fact sheet

Tyrannosaurus rex


Length: 12m
Height: 6m
Weight: 7000kg
Diet: other dinosaurs, such as Triceratops
Fascinating Fact:
This fearsome dinosaur could crush the bones of other dinosaurs.



twinkl

Tyrannosaurus

Click to hear the correct pronunciation.



Diet:



other dinosaurs such as triceratops

Fascinating Fact:

This fearsome dinosaur could crush the bones of other dinosaurs.

Height: 12m



Length: 6m



Weight: 7,000kg

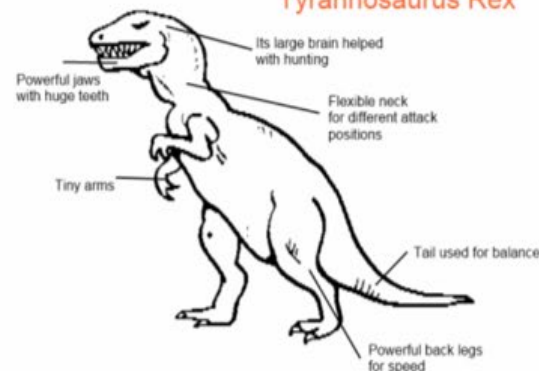


Adjectives

People	Objects	Comfortable feelings	Uncomfortable feelings	Size	Time
adorable adventurous aggressive annoying beautiful caring confident clumsy confident considerate excitable glamorous grumpy happy helpful important intimidating obnoxious odd talented thoughtless timid handsome	bright clear distinct drab elegant filthy gleaming grotesque long magnificent precious sparkling spotless strange unsightly unusual valuable	brave calm cheerful comfortable courageous determined eager elated encouraged energetic excited exuberant fantastic fine healthy joyful pleasant relieved	angry annoyed anxious ashamed awful bewildered bored confused defeated defiant depressed disgusted disturbed dizzy embarrassed envious frightened hungry lonely scared terrified worried	big colossal enormous gigantic great huge immense large little long mammoth massive meagre mighty miniature minuscule petite puny short tall teeny tiny	ancient brief early fast late modern old quick rapid short slow swift young


twinkl
visit twinkl.com

Tyrannosaurus Rex



www.kids-dinosaurs.com

- How big was Tyrannosaurus Rex?



www.kids-dinosaurs.com

Tyrannosaurus Rex were 12 metres (40 feet) in length and weighed 5 tons. Their heads were over 4 feet (1.25 metres), with very powerful jaws.

REPORT WRITING

Click or scan me to hear Miss Adie Explain:
<https://bit.ly/3rL2xAD>



Appearance

- Today we are looking at appearance.
- Look at the pictures and the adjectives
- Plan your sentences
- Write full compound sentences

Co-ordinating Conjunctions



These words join words, phrases and clauses.

Planning box

1.

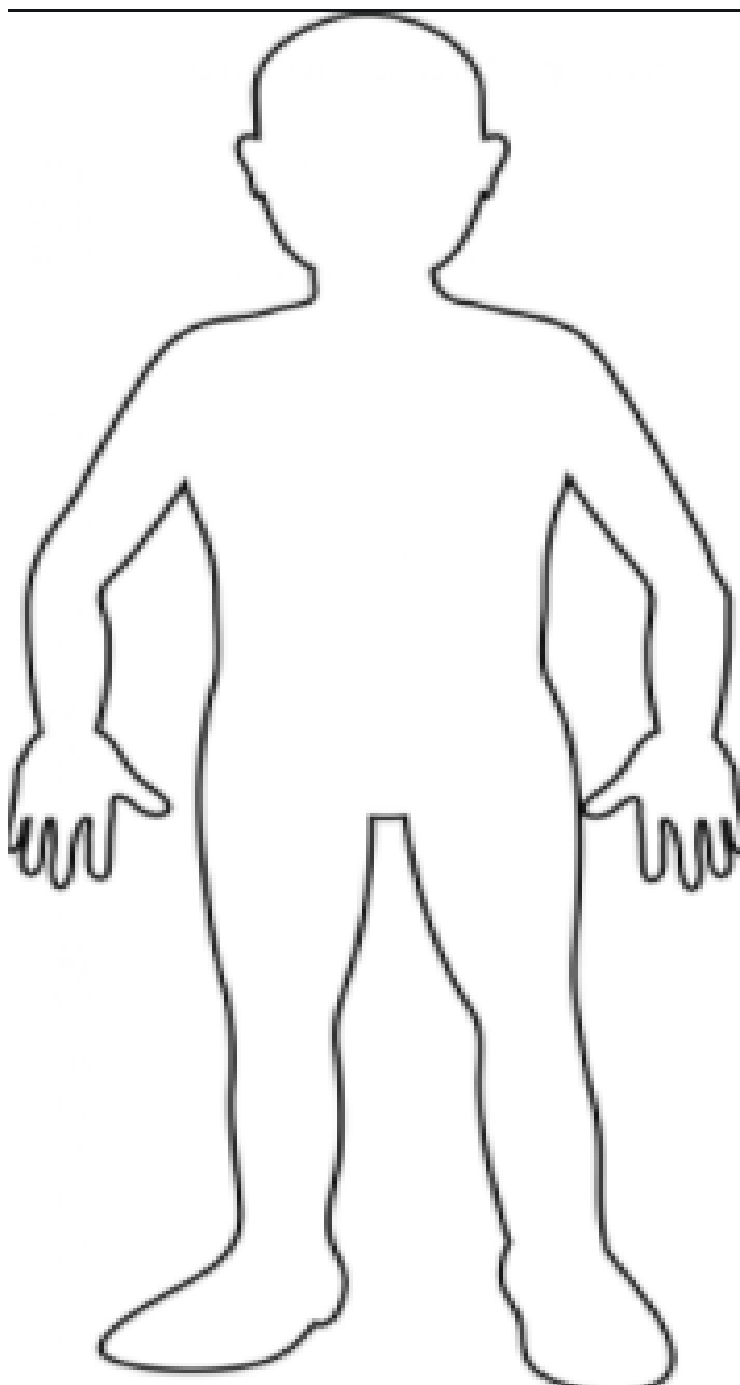
2.

3.

4.

5.

6.



Personal Development Health - Keep Your Body Healthy and Clean

It is very important to keep our bodies healthy. One way we can keep our bodies healthy is by cleaning each day. Which parts of the body do we clean?

Circle an area on your body where you would use shampoo in **red**.

Circle an area on your body that you would use nail clippers in **orange**.

Colour in an area **blue** that we would use sanitiser on.

Draw a mask on the face. We wear a mask to protect ourselves from germs.



What do we wear on our feet to keep our feet clean?
Draw some shoes on the feet.

Draw some hair on the person.

What do we do to clean our teeth? Draw a big smile, eyes and nose on your person.

What else can I do today?

↪ Click ↪



Spelling

Use your rocket words and 5 words from the sound of the week to record in the boxes.

Each sound of the word goes in a different box.

p	i	ck	le
---	---	----	----

p	o	pp	i	n	g
---	---	----	---	---	---

s	p	e	ck	le
---	---	---	----	----



Would you like some help with your Sound Boxes? Scan the code or use the link: <https://bit.ly/3raLhEE>

Word of the Day: spot

<https://bit.ly/36CBJZJ>



SCAN ME


Rhyming Words

Syllables

Letters

Sounds

Use it in a sentence



Alphabet Coin Toss

Flip a coin. Write the
uppercase or lowercase
letter to match the toss.



= Y





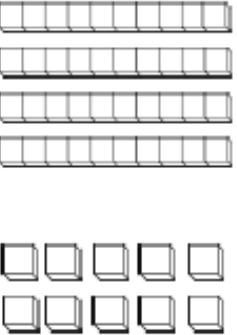


= y

Y

y

Which row did you fill first?

Name: _____  36  I know this 2-digit number.		Trace the numeral.  					
Trace the word. thirty six		Circle. Odd Even					
Colour the MAB. 		Place Value. <table border="1"> <tr> <td>Tens</td> <td>Ones</td> </tr> <tr> <td> </td> <td> </td> </tr> </table>		Tens	Ones		
Tens	Ones						
Make it. $20 + \square = 36$ $32 + \square = 36$		Skip Count by 2s. 36, <input type="text"/> , <input type="text"/> , <input type="text"/> , <input type="text"/>					
Number lines. Count forwards. <div style="display: flex; justify-content: space-between; width: 100%;"> <div>36 <input type="text"/></div> <div><input type="text"/></div> <div><input type="text"/></div> <div><input type="text"/></div> <div><input type="text"/></div> </div> Count backwards. <div style="display: flex; justify-content: space-between; width: 100%;"> <div><input type="text"/></div> <div><input type="text"/></div> <div><input type="text"/></div> <div><input type="text"/></div> <div>36 <input type="text"/></div> </div>							



SCAN ME

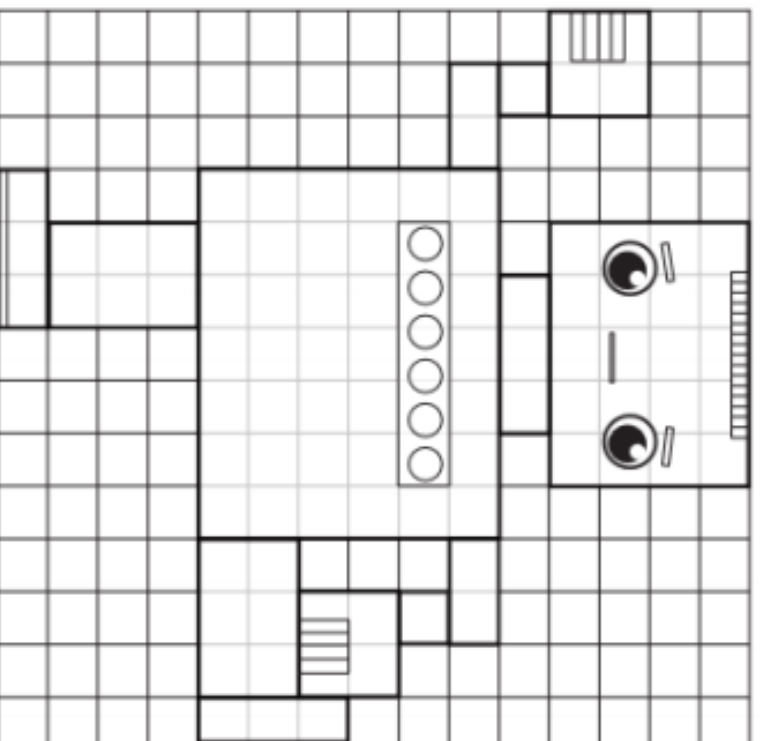
Would you like some help with your Number of the Day? Scan the code or use the link: <https://bit.ly/2UYvk8m>

Name _____

Date _____

Measuring Area - Informal Units

- ① Use different colours to colour in the various parts of the robot.
Answer the questions below.



- How many squares cover the head of the robot? _____
- How many squares cover the body of the robot? _____
- How many squares cover both the legs and feet? _____
- How many squares cover both the arms and hands? _____
- Which part of the robot has the smallest area? _____
- Which part of the robot has the largest area? _____

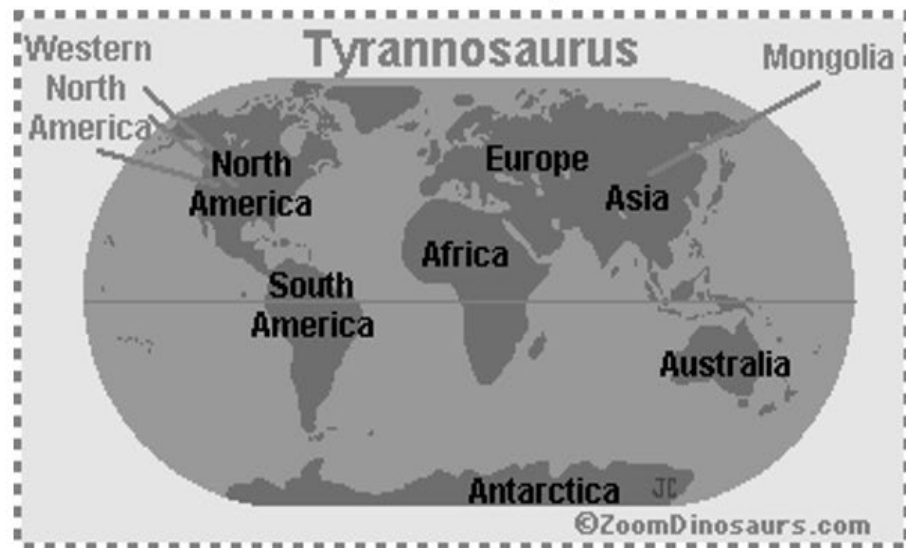


AREA

Fact sheet

Habitat:

- 65 Million years ago
- They lived in North America and Mongolia in Asia
- They lived in big families
- They lived in the Cretaceous period
- They lived where they could easily hunt animals.
- humid, semi-tropical environment, in open forests with nearby rivers and in coastal forested swamps.



Click or scan to watch a video about T-Rex's



<https://bit.ly/3iLPeMe>

Adjectives

People	Objects	Comfortable feelings	Uncomfortable feelings	Size	Time
adorable	bright	brave	angry	big	ancient
adventurous	clear	calm	annoyed	colossal	brief
aggressive	distinct	cheerful	anxious	enormous	early
annoying	drab	comfortable	ashamed	gigantic	fast
beautiful	elegant	courageous	awful	great	late
caring	filthy	determined	bewildered	huge	modern
confident	gleaming	eager	bored	immense	old
clumsy	grotesque	elated	confused	large	quick
confident	long	encouraged	defeated	little	rapid
considerate	magnificent	energetic	defiant	long	short
excitable	precious	excited	depressed	mammoth	slow
glamorous	sparkling	exuberant	disgusted	massive	swift
grumpy	spotless	fantastic	disturbed	meagre	young
happy	strange	fine	dizzy	mighty	
helpful	unsightly	healthy	embarrassed	miniature	
important	unusual	joyful	envious	minuscule	
intimidating	valuable	pleasant	frightened	petite	
obnoxious		relieved	hungry	puny	
odd			lonely	short	
talented			scared	tall	
thoughtless			terrified	teeny	
timid			worried	tiny	
handsome					



REPORT WRITING

Click or scan me to hear Miss Adie Explain:

<https://bit.ly/3x8z3xL>



Habitat

- Today we are looking at Habitat
- Look at the pictures and the adjectives
- Plan your sentences
- Write full compound sentences

Co-ordinating Conjunctions



These words join words, phrases and clauses.

Planning box

1.

2.

3.

4.


5.

6.



What else can I do today?

↪ Click ↪

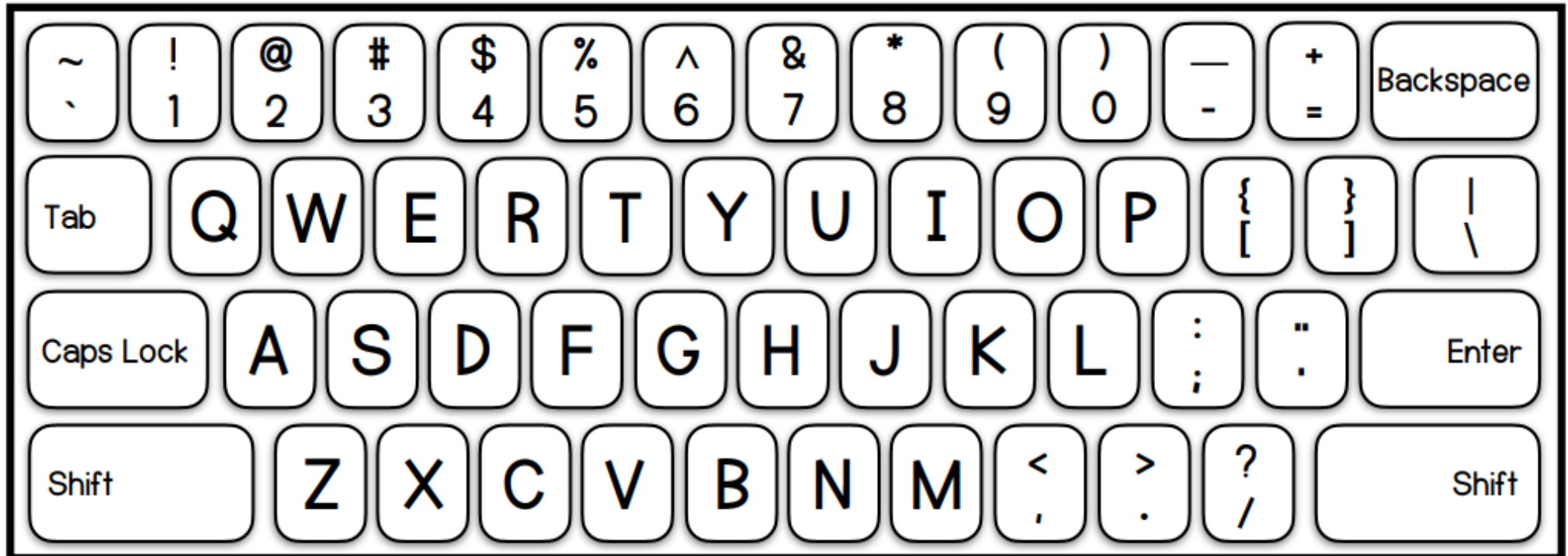




Spelling

Use the keyboard below to practice typing your list words OR type them onto ClassDojo on a message.

You may like to record yourself and send it to your teacher on Class Dojo.



Word of the Day: tree

<https://bit.ly/36CBJZJ>



SCAN ME

Rhyming Words

Syllables

Letters

Sounds

Use it in a sentence



The Big Cut

Tricky words:

is he his

Tom is sad. He got a cut on his leg. It is big. He had a rest in his bed. He got a hug from his mum.








Tom is:

- ☐ sad
- ☐ bad
- ☐ glad

Write the word
cut.

Self-reflection:



Name: _____  81 I know this 2-digit number.		Trace the numeral.  <small>Teach THIS</small>					
Trace the word. eighty one		Circle. Odd Even					
Colour the MAB. 		Place Value. <table border="1"> <tr> <td>Tens</td> <td>Ones</td> </tr> <tr> <td></td> <td></td> </tr> </table>		Tens	Ones		
Tens	Ones						
Make it. $53 + \square = 81$ $67 + \square = 81$		Skip Count by 2s. 81, <input type="text"/> , <input type="text"/> , <input type="text"/> , <input type="text"/>					
Number lines. Count forwards. 							
Count backwards. 							



SCAN ME

Would you like some help with your Number of the Day? Scan the code or use the link: <https://bit.ly/2UYvk8m>

Maths

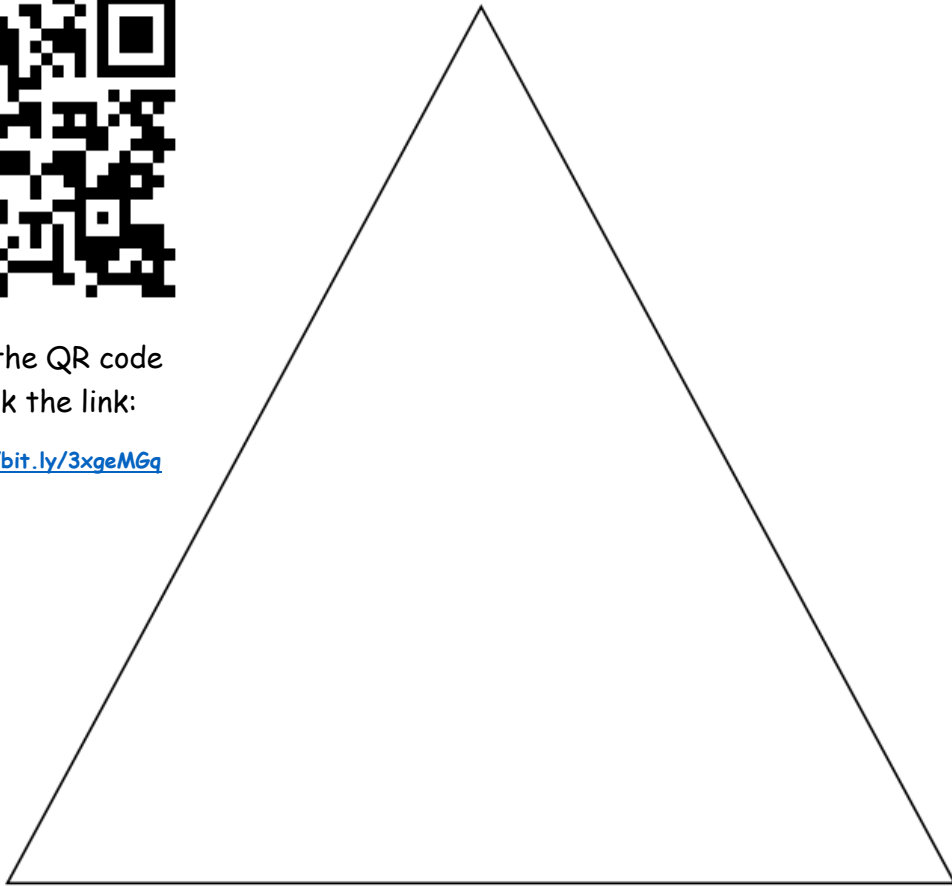
Friday

Area & 2D Shapes - We can use everyday items in our house to measure the area of a 2D shape. We can use things such as paper clips, popcorn, lego's, toys, blocks, pebbles, rubbers and more! Use something you can find in your house to measure the area of the square and triangle. Write what you used and how many you needed to cover each shape.




Scan the QR code
or click the link:

<https://bit.ly/3xgeMGq>



What object did you use? _____

How many did you need to cover the triangle? _____



What object did you use? _____

How many did you need to cover the square? _____

Fact sheet

Diet-

- The T-Rex is a carnivore. Carnivores eat meat.
- The meat that T-Rex's eat are other dinosaurs, Usually herbivore (plant eaters).
- The T-Rex is a Hunter. They also often fought with their family over meat.
- They use their strong, sharp teeth to saw and chew the meat easily.
- They can eat over 250 Kg's of meat in one meal.
- They can easily use their weight and strength to kill prey.



Click or scan to watch a video about T-Rex's

<https://bit.ly/3iLPeMe>

Tyrannosaurus rex

Length: 12m


Height: 6m

Weight: 7000kg

Diet: other dinosaurs, such as Triceratops


Fascinating Fact:

This fearsome dinosaur could crush the bones of other dinosaurs.



twinkl

A Food Chain



REPORT WRITING

Click or scan me to hear Miss Adie Explain:
<https://bit.ly/3l3GDr1>



Diet

- Today we are looking at Diet
- Look at the pictures and the adjectives
- Plan your sentences
- Write full compound sentences

Co-ordinating Conjunctions



These words join words, phrases and clauses.

Planning box

1.

2.

3.

4.

5.

6.



What else can I do today?

↪ Click ↪

