

An illustration of a red barn with a yellow sun in the sky. In the foreground, a boy is sitting on the grass using a laptop, and a girl is sitting on a yellow box using a laptop. The text "LEARNING FROM HOME" is written in large red letters.

# LEARNING FROM HOME



Stage 1

Week 5






Term 3

Dear Stage One,

How are you? How are you enjoying Learning from Home? We miss seeing you at school but we are really enjoying seeing you complete your learning activities.

Do you recognise this type of writing? At the top we have the date and greeting, down the bottom we have the farewell.

It is a... LETTER!

Symbol	What it means
	I can teach someone else
	I understand and can do by myself
	I need some more practise
	I need help to do this activity
 Liked Your teacher will give your post a "like" on your portfolio and the love heart will be red.	

This week we have prepared you a range of learning activities for you to complete. Have a go at all of them and then let us know how you went **blue** for "I can teach someone else", **green** for "I understand and can do by myself", **orange** for "I need some more practise" or **red** for "I need help to do this activity". You might like to use a coloured pencil or something around your house that is that colour. Your teach might call home and help you complete an activity you have identified as needing some support.

If you can, upload a photo of your work onto your Class Dojo portfolio or send a Class Dojo message to your teacher so they can give you feedback and support your learning.



Have a good week Learning from Home - stay home, stay safe, stay healthy =)

We look forward to seeing you soon,  
Stage One teachers.

Dear Students, Parents and Carers,



I would like to invite the students of our class to join me in a Zoom meeting, where we can connect and catch up. There are some housekeeping rules that we need to understand before we can proceed.

Zoom is the 'live' video conferencing platform teachers may use for online meetings. The classroom teacher will always be the host of the meeting and will send you an invite for you to join a meeting at a specific time.

When you first arrive at a zoom meeting you will be placed in a waiting room. This allows the teacher to commence the lesson when most people are present – much as they would at school. The Zoom session will not go ahead if you are the only student to join that particular meeting. If this happens, the teacher will end the meeting and reschedule for another time.

The expectations below are designed to ensure Zoom lessons/meetings are safe and productive. If your teacher feels you are not meeting these requirements, you will be given the opportunity to correct the issue. However, if your teacher is not satisfied that the issue has been rectified, you will be removed from the meeting.

Expectations of Students	
Dress Code	Please dress neatly, pyjamas are not appropriate
Location	You should be in a 'common' area within the house where you are visible to other members of your house. Great locations include the kitchen or dining room table or lounge room. You should try to position yourself so there is a blank wall background behind you that gives you privacy and not distract others. <b>You cannot and should not use Zoom from a bedroom.</b>
Positioning your Camera	Cameras should be positioned to only display from the shoulders up.
Recording Zoom calls	<b>Recording audio, recording video or taking any photographs of a Zoom call with a teacher or student(s) is strictly prohibited.</b>
Speaking and Listening	As in a normal lesson, it is important that you exercise good self-discipline and listen carefully to your teacher throughout the lesson/meeting.  Unless instructed otherwise by your teacher, you should MUTE your audio. Exceptions to this might occur if you are asked a question or if you are taking part in a conversation your teacher has initiated.
Parent Involvement	Parents may assist with helping you to set up the technology, however, are requested not to join any group/class Zoom meetings/lessons being moderated by the teacher. When the Zoom meeting is completed the teacher will wait for all students to exit the meeting so that students do not continue chatting without the teacher present.
Liverpool West PS School Rules	Remember our School Rules when attending Zoom meetings/lessons:  <b>Be Safe</b> – Always report inappropriate behaviour and inappropriate material to your teacher. <b>Be Respectful</b> – Make sure you are an active listener when another student is giving their ideas or opinions or answers. <b>Be a Learner</b> – Focus on instructions from your teacher and stay on-task.

## Spelling

cat black cow gosh gap top	kitten tennis grape tapped soccer key	Afghanistan critter gherkin spaghetti lettuce pterodactyl
---	--	--


This week we are revising the phonemes /c/, /k/, /g/ and /t/. The letters in red above make the /c/, /k/, /g/ and /t/ sound in words.

These will be your spelling words for the week. Keep the paper or take a photo of your words to look at each day.

Choose 5 words from the list above that you would like to learn and write them below.

Write 5 Rocket Words that you need to learn below.

5 rocket Words	5 words from above



## Spelling

Use your rocket words and 5 words from the sound of the week to write 'Rainbow Sounds'.

grab




# Word of the Day: cat

<https://bit.ly/36CBJZJ>




Rhyming Words

Syllables

Letters

Sounds

Use it in a sentence





# SPELLING SOUNDS SCATTERGORIES

g

g

gg

gh

PHONEME

GRAPHEMES

food

\_\_\_\_\_

name

\_\_\_\_\_

colour

\_\_\_\_\_

sport

\_\_\_\_\_

animal

\_\_\_\_\_












country

\_\_\_\_\_



SCAN ME

Click the link or scan the QR code to watch a video on how to complete the worksheet: <https://bit.ly/3i1IYkn>

Name: _____  <b>17</b> I know this 2-digit number.		Trace the numeral.  <small>Took THIS</small>					
Trace the word. seventeen		Circle. <b>Odd      Even</b>					
Colour the MAB. 		Place Value. <table border="1" style="margin-left: auto; margin-right: auto;"> <tr> <td style="width: 50px; height: 50px;"></td> <td style="width: 50px; height: 50px;"></td> </tr> <tr> <td style="text-align: center;"><b>Tens</b></td> <td style="text-align: center;"><b>Ones</b></td> </tr> </table>				<b>Tens</b>	<b>Ones</b>
<b>Tens</b>	<b>Ones</b>						
Make it. $10 + \square = 17$ $12 + \square = 17$		Skip Count by 2s. 17, <input type="text"/> , <input type="text"/> , <input type="text"/> , <input type="text"/>					
Number lines. Count forwards. <div style="display: flex; justify-content: space-around; align-items: center;"> <div style="text-align: center;"> <math>17</math>   </div> <div style="text-align: center;"> <input type="text"/>   </div> <div style="text-align: center;"> <input type="text"/>   </div> <div style="text-align: center;"> <input type="text"/>   </div> <div style="text-align: center;"> <math>17</math> </div> </div> Count backwards. <div style="display: flex; justify-content: space-around; align-items: center;"> <div style="text-align: center;"> <input type="text"/>   </div> <div style="text-align: center;"> <input type="text"/>   </div> <div style="text-align: center;"> <input type="text"/>   </div> <div style="text-align: center;"> <input type="text"/>   </div> <div style="text-align: center;"> <input type="text"/> </div> </div>							



SCAN ME

Would you like some help with your Number of the Day? Scan the code or use the link: <https://bit.ly/2UYvk8m>



Name \_\_\_\_\_

# DOUBLES and DOUBLES PLUS ONE

Solve the problems below. Follow the example.

Example:

$$3 + 4 = \underline{7} \quad \text{because} \quad 3 + 3 = \underline{6}$$



SCAN ME

<https://bit.ly/37cm2Zv>

$$2 + 3 = \underline{\quad} \quad \text{because} \quad 2 + 2 = \underline{\quad}$$

$$4 + 5 = \underline{\quad} \quad \text{because} \quad 4 + 4 = \underline{\quad}$$

$$7 + 8 = \underline{\quad} \quad \text{because} \quad 7 + 7 = \underline{\quad}$$

$$5 + 6 = \underline{\quad} \quad \text{because} \quad 5 + 5 = \underline{\quad}$$

$$1 + 2 = \underline{\quad} \quad \text{because} \quad 1 + 1 = \underline{\quad}$$

$$6 + 7 = \underline{\quad} \quad \text{because} \quad 6 + 6 = \underline{\quad}$$

$$8 + 9 = \underline{\quad} \quad \text{because} \quad 8 + 8 = \underline{\quad}$$

$$9 + 10 = \underline{\quad} \quad \text{because} \quad 9 + 9 = \underline{\quad}$$

## Writing

Today your task is to complete your OREO sheet from last week - today we are working on the conclusion.

Tell the audience your opinion again and restate your strongest reason.

WAGOLL: My favourite person is my Mum because she loves; she looks after me when she is sick, she makes my yummy dinner and gives the best hugs? Who is your favourite person and why do you love them?



Opinion Restated



SCAN ME

Click the link or scan the QR Code to listen to today's writing lesson: <https://bit.ly/2UZILGP>

OREO

O

Opinion

↓

R

Reasons

1 2 3

↓

E

Explanations

1 2 3

↓

O

Opinion  
Restated

## What can we observe in the night sky?



Look at the pictures and write down what you can see in the night sky?

---

---

---



## Science

Watch the Video <https://bit.ly/3f3qyho>



SCAN ME

What do you see?

What do you think?

What do you wonder?

Use chalk or a piece of paper and pencil to draw the different shapes of the Moon in the night sky. It should look like the example below.



The Sun lights up parts of the Moon as it moves around the Earth. We can see the Moon's changing phases (shapes) in the night sky.

Stars can appear in groups.  
These groups look like things we know. This is called  
a constellation:

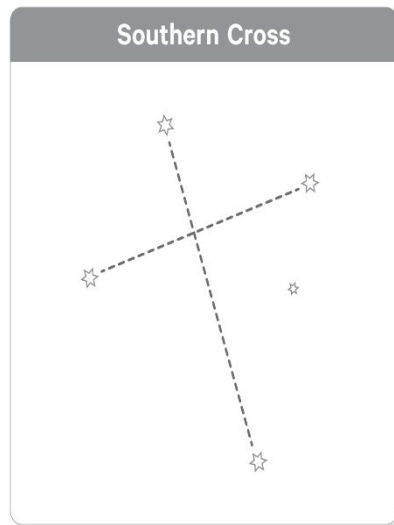
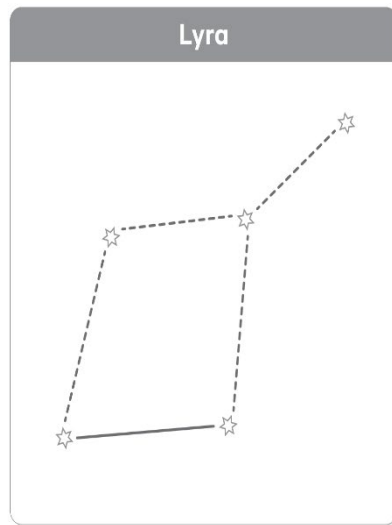


Look at the e-Book by clicking on the link or the QR code to  
answer the next questions:

<https://bit.ly/3iTBaAu>



Draw the constellations by connecting the dots, then colour the stars  
and the night sky.



Create your own star constellation.  
Draw your design below and give it a name

Name of my star constellation:

Visit the website Willy Weather to find the current Moon phase in  
their nearest town or city.

[Moon Phases - Australia - WillyWeather](#)



SCAN ME

Circle the name of today's Moon phase.  
Draw what the Moon will look like in the sky tonight.



Crescent Moon

Gibbous Moon

Full Moon

# What else can I do today?

↪ Click ↪





## Spelling

Use your rocket words and 5 words from the sound of the week and write them using blue and red pencils to show the vowels and consonants.

a b c d e f g h i j k l m n o p q r s t u v  
w x y z



# Word of the Day: gosh

<https://bit.ly/36CBJZJ>



SCAN ME

Rhyming Words

Syllables

Letters

Sounds

Use it in a sentence



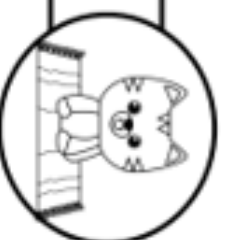
Name: \_\_\_\_\_

/5

# Simple Sentences

1. Circle the nouns in this sentence.

The little cat sat on the big mat.



2. Circle the verb in this sentence.

I like to play on the swings at the park.



3. Circle the adjectives in this sentence.

The quick brown fox runs very fast.



4. Write a sentence that contains a noun, verb and adjective.

\_\_\_\_\_

\_\_\_\_\_

\_\_\_\_\_

\_\_\_\_\_

\_\_\_\_\_

5. What type of sentence is this?

Colour the correct answer below.






Why did the chicken cross the road?

command

exclamation

question

statement

Name: _____  <b>82</b> I know this 2-digit number.		Trace the numeral.  <small>Teach THIS</small>					
Trace the word. eighty two		Circle. <b>Odd Even</b>					
Colour the MAB. 		Place Value. <table border="1"> <tr> <td>Tens</td> <td>Ones</td> </tr> <tr> <td></td> <td></td> </tr> </table>		Tens	Ones		
Tens	Ones						
Make it. $64 + \square = 82$ $73 + \square = 82$		Skip Count by 2s. 82, <input type="text"/> , <input type="text"/> , <input type="text"/> , <input type="text"/>					
Number lines. Count forwards. <div style="display: flex; justify-content: space-around; align-items: center;"> <div style="text-align: center;"> <input type="text" value="82"/> </div> <div style="text-align: center;"> <input type="text"/> </div> <div style="text-align: center;"> <input type="text"/> </div> <div style="text-align: center;"> <input type="text"/> </div> <div style="text-align: center;"> <input type="text"/> </div> </div> Count backwards. <div style="display: flex; justify-content: space-around; align-items: center;"> <div style="text-align: center;"> <input type="text"/> </div> <div style="text-align: center;"> <input type="text"/> </div> <div style="text-align: center;"> <input type="text"/> </div> <div style="text-align: center;"> <input type="text"/> </div> <div style="text-align: center;"> <input type="text" value="82"/> </div> </div>							



Would you like some help with your Number of the Day? Scan the code or use the link: <https://bit.ly/2UYvk8m>

Name \_\_\_\_\_

<https://bit.ly/3rIQOCP>

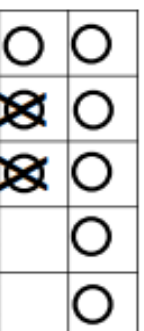
# TEN FRAME SUBTRACTION



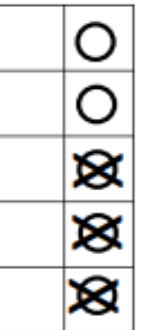
Directions: Use each ten frame to write a subtraction problem. Then solve it.



$$6 - 4 = \bigcirc$$



$$\bigcirc - \bigcirc = \bigcirc$$



$$\bigcirc - \bigcirc = \bigcirc$$



$$\bigcirc - \bigcirc = \bigcirc$$



$$\bigcirc - \bigcirc = \bigcirc$$



$$\bigcirc - \bigcirc = \bigcirc$$



$$\bigcirc - \bigcirc = \bigcirc$$



$$\bigcirc - \bigcirc = \bigcirc$$



$$\bigcirc - \bigcirc = \bigcirc$$



$$\bigcirc - \bigcirc = \bigcirc$$

## Writing

What is Public speaking? <https://bit.ly/3BTAXxN>



Look at the 3 Pictures and answer the questions below:



- ▶ What is the situation?
- ▶ Who might make speeches in these situations?
- ▶ Who is the audience?
- ▶ What might the speakers say?
- ▶ What words or languages might the speakers use?



**Game:** Gush About Something You Don't Love. students choose a random topic- it could be a person, place or thing. E.g., a kitchen utensil or a plastic bag. Students practice speaking about the topic enthusiastically. They need to use their voice, emphasis and body language to make it seem like the most exciting thing in the world

Choose one item from below and record your self-gushing about the why you don't love this item.  
Remember you are trying to make this item exciting to the world listening to your video.





## Geography

## Can you cruise around the world?

Did you know you  
can tour the globe  
on a world cruise?

Imagine you are asked to plan a trip around the world.

You must visit every  
continent and sail  
over every ocean.

Plan your trip so you travel in one direction, take the shortest route and end up where you started from.



Use the website to help you answer the questions. You will start in Sydney Australia and finish back here

[World Book Atlas](#) | [Map](#) | [World Book Kids \(worldbookonline.com\)](#)

```
username lwps
```

password lwps

List the continents and oceans and mark them on your map.

Find one place to stop in each continent. It should be a port (town or city with a harbour).


[illegible]

**Draw your Journey on the map: Remember you need to visit every continent:**



# What else can I do today?

↪ Click ↪



Spelling



Challenge: can you write compound sentences?

[illegible]

# Word of the Day: frog

<https://bit.ly/36CBJZJ>



SCAN ME

Rhyming Words

Syllables

Letters

Sounds

Use it in a sentence



Yes, this task does look a little bit simple! Have some fun by tossing a coin and CORRECTLY practise forming the grapheme g.  
Remember: when we form the lower case g, the tail goes under the line.

# Alphabet Coin Toss

*Flip a coin. Write the  
uppercase or lowercase  
letter to match the toss.*



= G








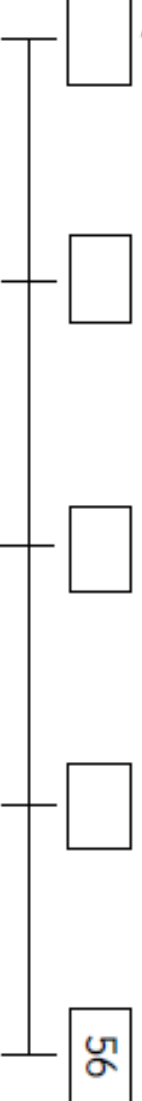
= g

G

g

*Which row did you fill first?*



Name: _____  <b>56</b>  <b>I know this 2-digit number.</b>		Trace the numeral. 					
Trace the word. fifty six		Circle. <b>Odd      Even</b>					
Colour the MAB. 		Place Value. <table border="1"> <tr> <td>Tens</td> <td>Ones</td> </tr> <tr> <td></td> <td></td> </tr> </table>		Tens	Ones		
Tens	Ones						
Make it. $37 + \square = 56$ $43 + \square = 56$		Skip Count by 2s. 56, <input type="text"/> , <input type="text"/> , <input type="text"/> , <input type="text"/>					
Number lines. Count forwards. 							
Count backwards. 							




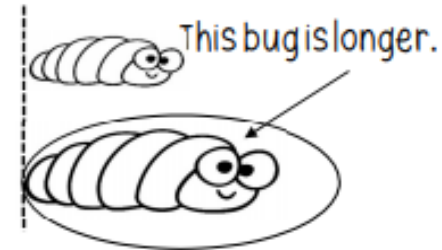
SCAN ME

Would you like some help with your Number of the Day? Scan the code or use the link: <https://bit.ly/2UYvk8m>


## Comparing Length

Compare the lengths of the bugs.

1. Colour the longer bugs.



2. Colour the shorter bugs.



3. Which bug is the longest? \_\_\_\_\_

4. Which bug is the shortest? \_\_\_\_\_

## Writing

### Wednesday- Public Speaking

MANNER	MATTER	METHOD
<u>What you say!</u> <ul style="list-style-type: none"><li>• What is your opinion?</li><li>• Do you have an interesting hook?</li><li>• Do you have 3 reasons?</li><li>• Do you have some examples?</li><li>• Did you remind the audience what your opinion was?</li></ul>	<u>How you say it!</u> <ul style="list-style-type: none"><li>• Are you confident?</li><li>• Can the audience hear you clearly?</li><li>• Are you using eye contact?</li><li>• Are you standing still?</li><li>• Do you sound interested in your speech?</li></ul>	<u>How you organise it!</u> <ul style="list-style-type: none"><li>• Is your opinion clear?</li><li>• Do you have an introduction, middle and conclusion?</li><li>• Do your reasons and examples makes sense?</li></ul>

Record yourself speaking and upload on Dojo!



### Topics

- My favourite animal is ...
- If I won the lottery...
- My favourite toy is...
- If I were the Prime Minister of Australia, I would...

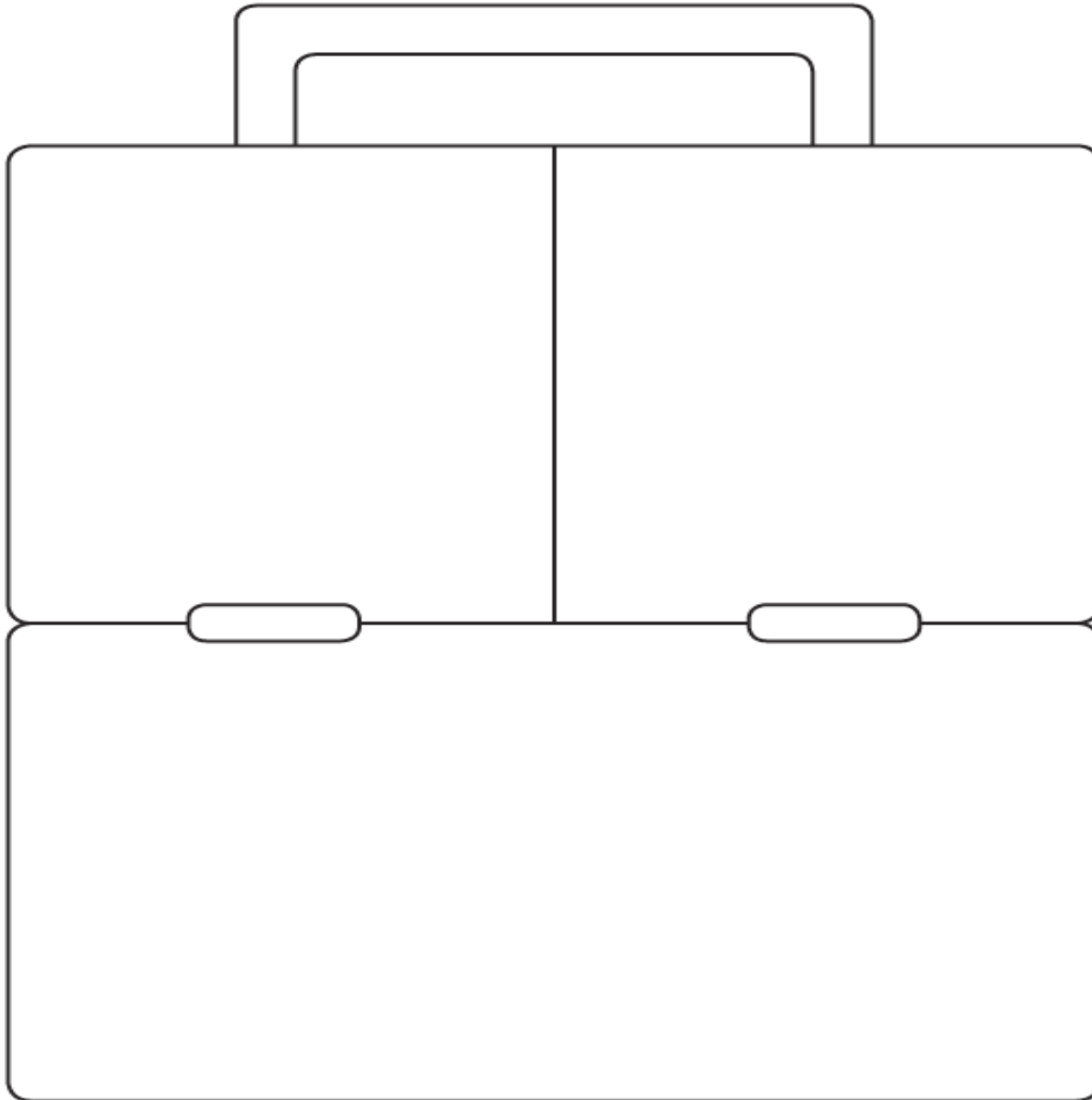
<https://bit.ly/3f6P2Gs>



**Task:** Pick a topic from the page and write and present a short speech. Remember to say your opinion, 3 reasons and examples and restate your opinion!

## Personal Development and Health - Healthy Eating Lunchbox

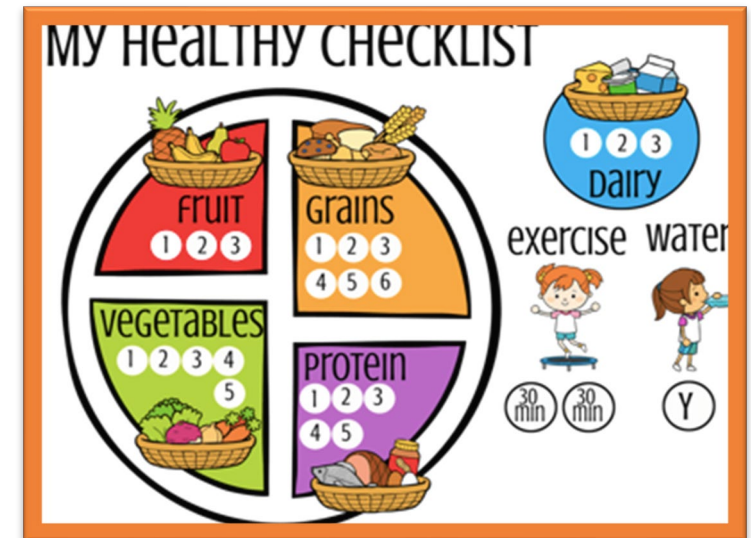
Organise your lunchbox for school. Use the checklist to write and draw foods to go inside it.



Watch the following video before you





start: <https://bit.ly/3zFKnmE>



# What else can I do today?

↪ Click ↪





## It's Thursday!

Have a fab  
day! enjoy  
whatever  
you're doing!



### Spelling

Use your rocket words and 5 words from the sound of the week to record in the boxes.

Each sound of the word goes in a different box.

g	oa	t
---	----	---

g	i	gg	le
---	---	----	----

gh	o	s	t
----	---	---	---



Would you like some help with your Sound Boxes? Scan the code or use the link: <https://bit.ly/3raLhEE>



# Word of the Day: tool

<https://bit.ly/36CBJZJ>



SCAN ME

Rhyming Words

Syllables

Letters

Sounds


Use it in a sentence




# Common Noun Sort

Name: \_\_\_\_\_


Person



Place









Thing



Teach THIS

Read each noun. Is it a person, place or thing? Write each word on the correct flower.

school	officer	piano	airport	tickets	hospital	lady	teacher	ocean	dentist	glasses	pencil
--------	---------	-------	---------	---------	----------	------	---------	-------	---------	---------	--------

Name: _____   <h1>65</h1> <p><b>I know this 2-digit number.</b></p>		Trace the numeral.  <p><small>Teach THIS</small></p>					
Trace the word. <p>sixty five</p>		Circle. <p><b>Odd      Even</b></p>					
Colour the MAB. 		Place Value. <table border="1"> <tr> <td><b>Tens</b></td> <td><b>Ones</b></td> </tr> <tr> <td> </td> <td> </td> </tr> </table>		<b>Tens</b>	<b>Ones</b>		
<b>Tens</b>	<b>Ones</b>						
Make it. $46 + \square = 65$ $37 + \square = 65$		Skip Count by 2s. 65, <input type="text"/> , <input type="text"/> , <input type="text"/> , <input type="text"/>					
Number lines. Count forwards.  Count backwards. 							



SCAN ME

Would you like some help with your Number of the Day? Scan the code or use the link: <https://bit.ly/2UYvk8m>

# MEASURING WITH A RULER

Can you use the rulers to measure the objects below?




How many cm  
is the shoe?



How many cm is  
the paintbrush?



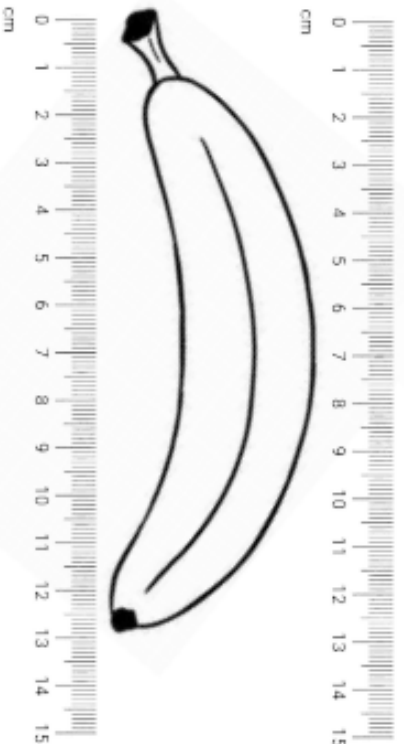
How many cm  
is the comb?



How many cm is  
the toothbrush?



How many cm  
is the banana?



## Writing - Impromptu speech

Watch video of student giving a speech.

<https://youtu.be/Kh9GbYugA1Y>

What is an impromptu speech?

Impromptu speeches are ones where students are given minimal time to prepare (usually 5 minutes).

Is marked the same as a prepared speech

Clear subject/matter

1 minute in length

It has a beginning middle and end

Gives their opinion and justifies it

Allows engagement with audience

Uses appropriate connectives

Links their ideas

Chooses quality over quantity (time etc)

Thinks for themselves on multiple levels

### Explicit 3 Main elements

- ▶ Manner
- ▶ Matter
- ▶ Method



## OREO

Topic: \_\_\_\_\_



Opinion

Reasons

Explanations

Opinion Restated

Follow along with Miss Harden as she explains impromptu speeches and demonstrates how to write one: <https://bit.ly/3f6P2Gs>

Should children be paid for doing chores.

You can make a list of reasons or use the OREO frame work.

Record yourself reading your impromptu speech remember the 3 Ms from yesterdays lesson.





SCAN ME



# What else can I do today?

↪ Click ↪

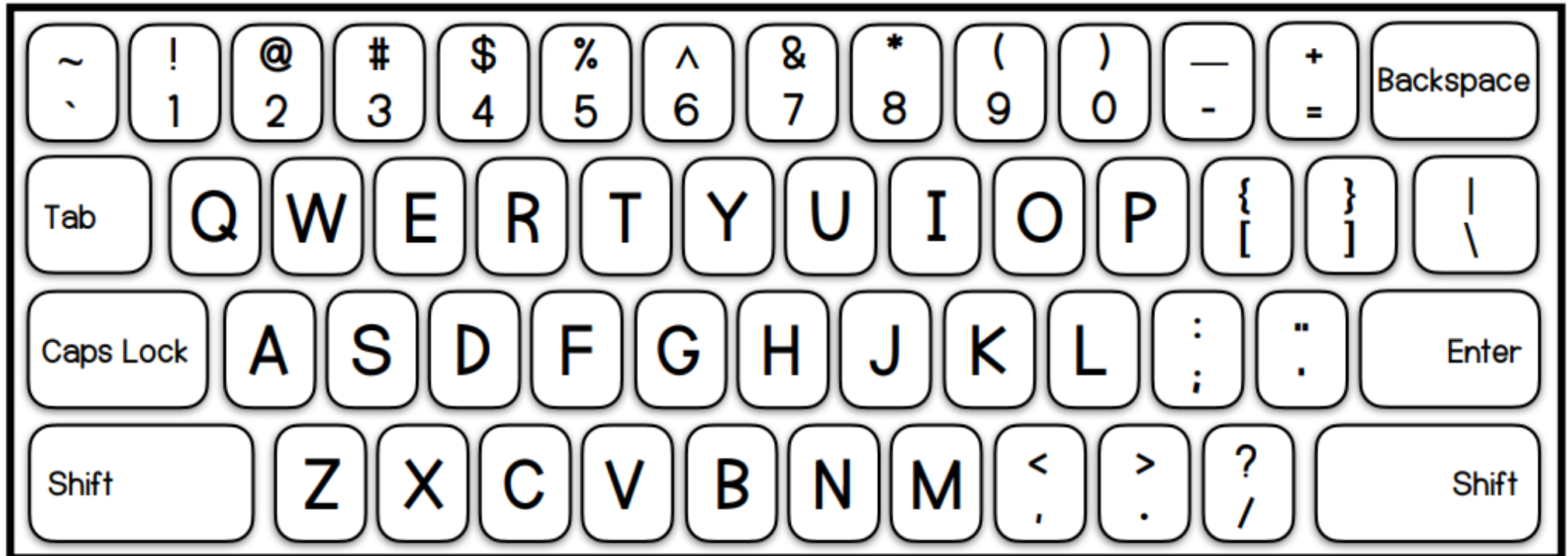




## Spelling

Use the keyboard below to practice typing your list words OR type them onto ClassDojo on a message.

You may like to record yourself and send it to your teacher on Class Dojo.



# Word of the Day: tree

<https://bit.ly/36CBJZJ>



SCAN ME


Rhyming Words

Syllables

Letters

Sounds

Use it in a sentence



A verb is a doing word e.g. jump, climb, sit, read.



## Verb Quiz

Chose a verb that matches each picture.



\_\_\_\_\_



\_\_\_\_\_



\_\_\_\_\_



\_\_\_\_\_

fly	roll	speak	cut
-----	------	-------	-----

Write the verb word in the correct shaped boxes.



sing
jump
cut
kick

Circle the verbs words below.

run nice apple talk calm circle  
friendly stand big round walk

Write an adjective to complete each sentence.

The car \_\_\_\_\_ down the hill.

The boy \_\_\_\_\_ his friend.

The dog \_\_\_\_\_ on his owner.

## The Hot Bun

Tricky words:

my      has      her      is

My gran has jam on her  
bun. Her bun is flat. It has  
a nut on top. Her  
bun is hot!










Gran's bun is:

o hot  
o wet  
o big

Draw a picture  
of Gran's **bun**.

Self-reflection:



Name: _____  <b>81</b>  <b>I know this 2-digit number.</b>		Trace the numeral.  					
Trace the word. eighty one		Circle. <b>Odd      Even</b>					
Colour the MAB. 		Place Value. <table border="1"> <tr> <td><b>Tens</b></td> <td><b>Ones</b></td> </tr> <tr> <td> </td> <td> </td> </tr> </table>		<b>Tens</b>	<b>Ones</b>		
<b>Tens</b>	<b>Ones</b>						
Make it. $53 + \square = 81$ $67 + \square = 81$		Skip Count by 2s. 81, <input type="text"/> , <input type="text"/> , <input type="text"/> , <input type="text"/>					
Number lines. Count forwards. 							
Count backwards. 							



SCAN ME

Would you like some help with your Number of the Day? Scan the code or use the link: <https://bit.ly/2UYvk8m>

## Maths

Click the link or scan the QR code to listen to Mrs Rush explain the learning task today: <https://bit.ly/2V2ehmr>



SCAN ME

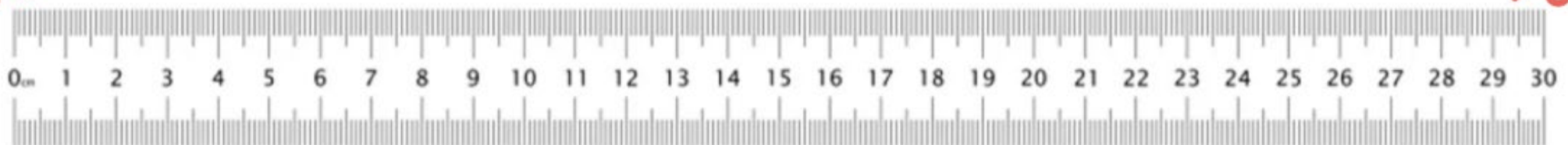
# MEASURING WITH A RULE

Cut out your ruler and choose objects around the house to measure

WHAT COULD I MEASURE?



NAME	LENGTH	DRAWING
pen	16 cm	







Record yourself speaking and upload on Dojo!

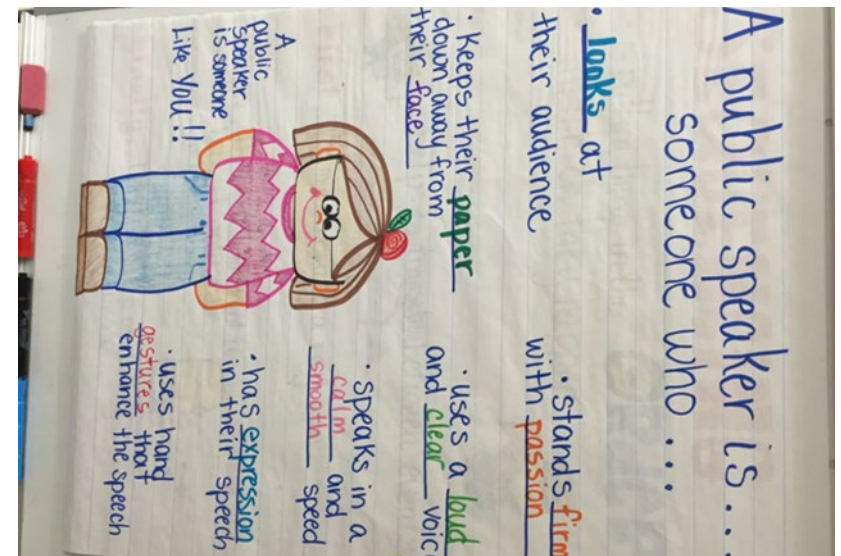
## Writing

MANNER	MATTER	METHOD
<u>What you say!</u> <ul style="list-style-type: none"> <li>What is your opinion?</li> <li>Do you have an interesting hook?</li> <li>Do you have 3 reasons?</li> <li>Do you have some examples?</li> <li>Did you remind the audience what your opinion was?</li> </ul>	<u>How you say it!</u> <ul style="list-style-type: none"> <li>Are you confident?</li> <li>Can the audience hear you clearly?</li> <li>Are you using eye contact?</li> <li>Are you standing still?</li> <li>Do you sound interested in your speech?</li> </ul>	<u>How you organise it!</u> <ul style="list-style-type: none"> <li>Is your opinion clear?</li> <li>Do you have an introduction, middle and conclusion?</li> <li>Do your reasons and examples makes sense?</li> </ul>

## Task

Watch video of student giving a speech. <https://youtu.be/Kh9GbYugA1Y>

Plan and write your own impromptu speech on the topic: **Should students be given an hour of free iPad time every day during school?**




Click the link or scan the QR Code to join Miss Matti for the lesson:  
<https://bit.ly/3BS9Jj6>



Scan the QR code or click the link to complete an art lesson: <https://bit.ly/3rBRaLa>

If you don't have an access to a device, complete the dot-to-dot, colour it in and send your teacher a photo.



Duplication Warm-up Drawing Exercises

# What else can I do today?

↪ Click ↪

