




Stage One - Week 3 - Term 3





Hi Stage One,

We miss seeing your smiling faces at school, however, at this time it is best that we all stay home and stay safe so that we can all reunite soon.

We have enjoyed seeing your work so far and are very proud of how you have been learners in your homes.






This week we have chosen a range of activities for you to complete each day. Once you have finished completed the learning task, upload a picture to your portfolio so we can have a look and give you some feedback.

This week, you might like to comment on how you have gone in the learning task - **blue** for "I can teach someone else", **green** for "I understand and can do by myself", **orange** for "I need some more practise" or **red** for "I need help to do this activity". You might like to use a coloured pencil or something around your house that is that colour.

There are links and QR codes on most learning tasks, scan the code or click the link to understand the task.


If you have time and you would like to, we have included activites based on the Olympics. You may also like to watch some of the athletes on the televison.

Don't forget to take some time away from your devices throughout the day and go outside for some fresh air and physical activity; like a walk with someone from your family.

Symbol	What it means
 blue	I can teach someone else
 green	I understand and can do by myself
 orange	I need some more practise
 red	I need help to do this activity
 Liked	
Your teacher will give your post a "like" on your portfolio and the love heart will be red.	

Have a good week,

From the Stage One Team



Spelling

tap to at top told stop	attic attempt butter splutter backed better	debt doubt receipt Thailand except atrocious
--	--	---

This week we are learning about words with the /t/sound. The letters in red above make the /t/ sound in words. These will be your spelling words for the week. Keep the paper or take a photo of your words to look at each day.

Choose 5 words from the list above that you would like to learn and write them below.

Write 5 Rocket Words that you need to learn below.

IT'S MONDAY



Spelling

Use your rocket words and 5 words from the sound of the week to write 'Rainbow Sounds'.

butter

Word of the Day: stop

<https://bit.ly/36CBJZJ>



Rhyming Words

Syllables

Letters

Sounds

Use it in a sentence



Antonyms Match

Use the same colour to match the stars that are antonyms.

whisper

cold

quick

large

small

hard

quiet

under

hot

slow

happy

yell

over

loud

sad

soft

Teach **THIS**



SCAN ME

What's an antonym? Scan the code or use the link: <https://bit.ly/3BIBa4y>

Writing

This week we are learning to write a letter. Read the example below.
Then, on the next page have a go at writing a letter to Brian from 'Piranhas Don't Eat Bananas' on the next page.
Don't forget to check the checklist.

Listen to Mrs Rush explain the learning task: <https://bit.ly/3wX2EKz>



SCAN ME

Saturday 24th July 2021

Date

Greeting to audience

Dear Stage 1 students,

Good morning! My name is Brian. I hope you all remember me from Piranha's Don't Eat Bananas. I am the very healthy piranha that is always having a hard time getting my friends to eat fruit and vegetables.

My friends are always saying how much they like to eat feet, knees and BUMS! This makes me very worried because they should be eating fruit and vegetables.

Every day I eat some porridge and fruit for breakfast. I have a salad sandwich for lunch and sometimes I eat meat for dinner. I always make sure I have some vegetables with my dinner. What do you eat each day that is healthy?

My friends don't have the internet or a phone, so could you please write a letter to my friends and tell them what you eat each day? They need to learn about all the food they should be eating. Also, please draw a picture of your favourite healthy foods down the bottom.

Body

Punctuation
. A ? ! ,

Thank you so much for your help! If you do this for me I will make sure they never try to eat your feet!

Forewell

From,
Brian (the healthy piranha)

Letter - Checklist


Date

Greeting

Body

Forewell

Punctuation
. A ? ! ,



Would you like to hear 'Piranha's Don't Eat Bananas' again. Scan the QR code or click the link: <https://bit.ly/3KGrJH6>



SCAN ME

© Tiny Teaching Shack

Body

Farewell

Greeting

Date

The image shows a decorative letter template. It features a scalloped border with a decorative corner pattern. The central area is divided into sections for writing. A blue line at the top is labeled "Body". A green arrow labeled "Farewell" points to a line in the bottom left section. A red arrow labeled "Greeting" points to a line in the bottom right section. A yellow arrow labeled "Date" points to a line in the bottom right section. The central area is filled with vertical lines for writing.

Name: _____



15



I know this 2-digit number.

Trace the numeral.

15

Teach THIS

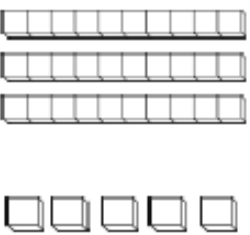
Trace the word.

fifteen

Circle.

Odd Even

Colour the MAB.



Place Value.

Tens	Ones

Make it.

$$4 + \square = 15$$

$$9 + \square = 15$$

Skip Count by 2s.

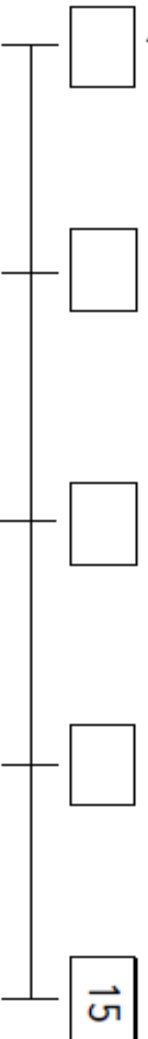
15, , , ,

Number lines.

Count forwards.



Count backwards.



SCAN ME

Would you like some help with your Number of the Day? Scan the code or use the link: <https://bit.ly/2UYvk8m>

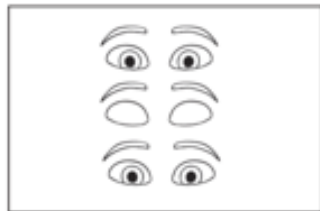


How many can you do in 30 seconds?
Estimate and then count carefully as you time yourself (using a phone or iPad timer and time yourself for 30 seconds.

Scan me to hear Mrs Cagliuso explain!



<https://bit.ly/3wVAbEB>



Blink your eyes
Estimate:

Count:



Write your name
Estimate:

Count:



Clap your hands
Estimate:

Count:



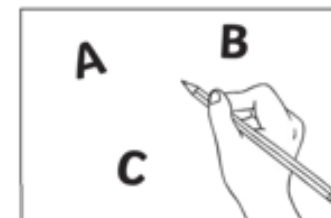
Star jumps
Estimate:

Count:



Hop on one leg
Estimate:

Count:



write the alphabet
Estimate:


Count:



When you have completed this activity take a photo and upload to your portfolio.

Science

- 9 Think about activities that we can do in the day when it is light outside, and the activities we can do when it is night and dark outside. Write or draw some examples in the circles.



Day

Both

Night



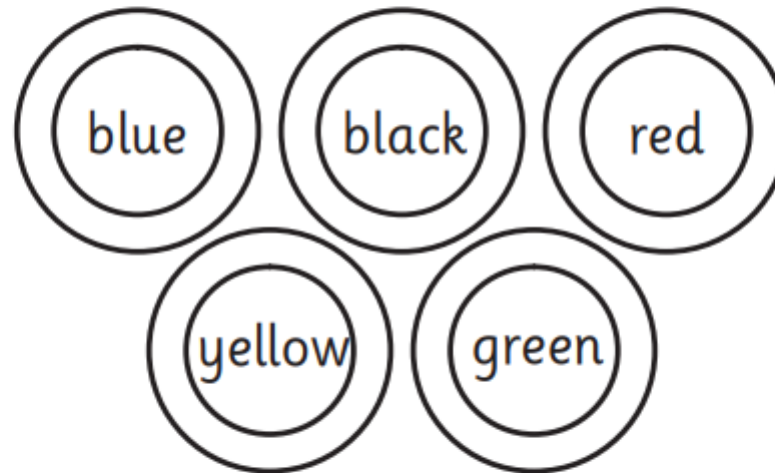
The 2021 Olympics started in Tokyo last week. The rings below represent 5 different things. If you have access to a device; research what each ring symbolises:

2021 Tokyo Olympics

Name: _____

Teach **THIS**

The Olympic Games are in Tokyo, Japan **this year.**



The Olympic rings are in
blue, black, red, yellow **and** green.



Scan the QR Code or click the link to listen to Ozzie read a book about the Olympics: <https://bit.ly/3eKhFJb>

What else can I do today?





Spelling

Use your rocket words and 5 words from the sound of the week and write them using blue and red pencils to show the vowels and consonants.

a b c d e f g h i j k l m n o p q r s t u v w x y z

Word of the Day: told

<https://bit.ly/36CBJZJ>




Rhyming Words

Syllables

Letters

Sounds

Use it in a sentence



Adjective Antics

Name: _____

Teach 


Write TWO adjectives that describe each noun.












Name: _____



47



I know this 2-digit number.

Trace the word.

forty seven

Trace the numeral.

47

Teach **THIS**

Circle.

Odd Even

Colour the MAB.



Place Value.

Tens	Ones

Make it.

$$31 + \square = 47$$

$$38 + \square = 47$$

Skip Count by 2s.

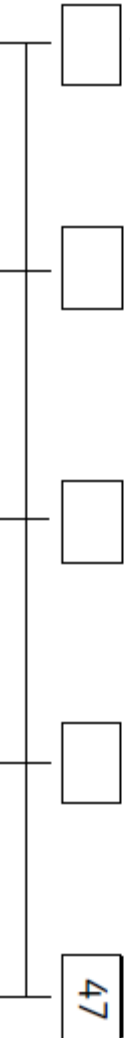
47, , , ,

Number lines.

Count forwards.

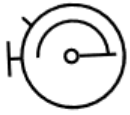


Count backwards.



SCAN ME

Would you like some help with your Number of the Day? Scan the code or use the link: <https://bit.ly/2UYvk8m>



Scan me to
hear Mrs
Cagliuso
explain!



Watch the video.
Estimate how long it would take
to complete each task.

Circle the correct answer.

<https://bit.ly/3KB9QcI>



Wrap a present
about... 3 seconds
1 hour
2 minutes




Make a sandwich
about... 5 minutes
30 minutes
8 seconds



Tell a joke
about... 7 minutes
20 seconds
2 hours



Read a picture book
about... 10 minutes
50 seconds
1 day



Holiday at the beach
about... 6 hours
5 days
3 months



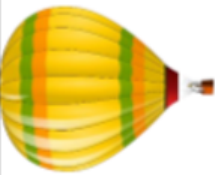
Play a game of soccer
about... 2 days
3 hours
30 minutes



Smell a rose
about... 3 seconds
40 seconds
2 minutes



A season to change
about... 1 year
3 months
4 days



Hot air balloon ride
about... 10 hours
7 minutes
1 hour



When you have completed this activity take a
photo and upload to your portfolio.

Writing

This week we are learning to write a letter. Read the example below.

Then, on the next page have a go at writing a letter to our friend about your favourite food on the next page.

Don't forget to check the checklist.

The diagram shows the structure of a letter with labels in boxes and arrows pointing to the corresponding parts of an example letter. The labels are: 'Greeting to audience' (red text), 'Body' (blue text), and 'Farewell' (green text). The example letter text is: 'Dear my friend Sally!', 'I hope you are doing well. I am missing you very much and cannot wait to see you again!', 'I am feeling hungry and want to make my favourite food! Can you guess what that might be? My favourite food is pizza because it tastes delicious and is easy to eat. I like to put healthy toppings on the pizza like capsicum and spinach.', 'What is your favourite food Sally? And why is this your favourite food?', 'Missing you so much!', and 'Love from, Mrs Azmi'. The date 'Tuesday 27th July 2021' is written above the letter. A 'Punctuation' box (yellow) contains '. A ? ! ,'. A 'Date' box (white) is at the bottom right. A 'Letter - Checklist' box (white) is at the bottom left with four items: 'Date', 'Greeting', 'Body', and 'Punctuation', each with a checkbox.

Greeting to audience → Dear my friend Sally!

Body I hope you are doing well. I am missing you very much and cannot wait to see you again!
I am feeling hungry and want to make my favourite food! Can you guess what that might be? My favourite food is pizza because it tastes delicious and is easy to eat. I like to put healthy toppings on the pizza like capsicum and spinach.
What is your favourite food Sally? And why is this your favourite food?
Missing you so much!

Farewell → Love from, Mrs Azmi

Tuesday 27th July 2021

Date

Punctuation . A ? ! ,

Letter - Checklist

- Date
- Greeting
- Body
- Farewell
- Punctuation . A ? ! ,



SCAN ME

Scan the QR code or click the link to hear Mrs Azmi explain the writing task today: <https://bit.ly/3z1hkVJ>

© Tiny Teaching Shack

Body

Farwell

Greeting

Date

The form is a rectangular sheet with a decorative border. It features a central section with ten vertical lines, labeled "Body" at the top. To the left of this section are two vertical lines, with a green arrow labeled "Farwell" pointing to the right between them. To the right of the "Body" section is a single vertical line, with a red arrow labeled "Greeting" pointing to the left between them. On the far right, there is a vertical line with a yellow arrow labeled "Date" pointing to it. The top-left corner contains the text "© Tiny Teaching Shack".

Where are we in the world ?



SCAN ME

Video- <https://bit.ly/3isiFCT>

Think about the information in the video and answer the questions:

What did you already know about our planet?

What new things did you learn?



Geography

Earth is the planet we live on. It is made up of land and water. People have given the land and water names. They have divided the land into continents and the water into oceans.



SCAN ME

Watch the Video about continents and oceans: <https://bit.ly/3wLGI4Z>



Which is the biggest continent? _____

Which is the smallest continent? _____

Which is the coldest continent? _____

Which is the biggest continent? _____

Fine one interesting fact about a continent or ocean or write your own question.

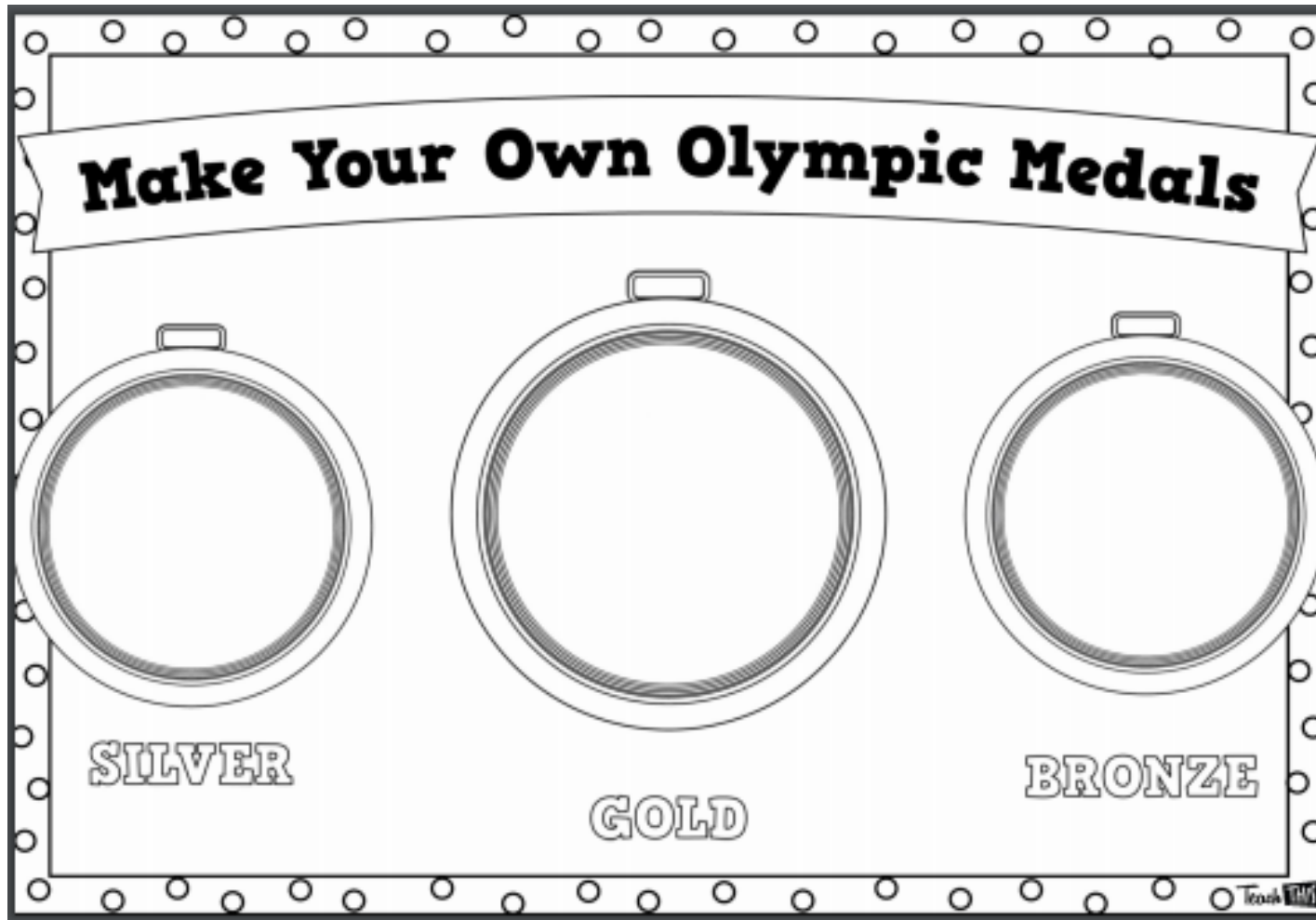
8

Write the names of the continents and oceans on the map.
Colour each continent a different colour.



Draw pictures
in each continent
of things that you
know are special
to that place.

When the athletes go to the Olympic games they try very hard to win a medal; gold = 1st, silver = 2nd or 3rd = bronze. The Olympic committee of Tokyo designed special medals. Can you design a medal? You might like to add pictures on their that are special to you or your country.



What else can I do today?



Spelling

Choose 5 words from your list to write sentences.

Challenge: can you write compound sentences?



Word of the Day:

top

<https://bit.ly/36CBJZJ>




Rhyming Words

Syllables

Letters

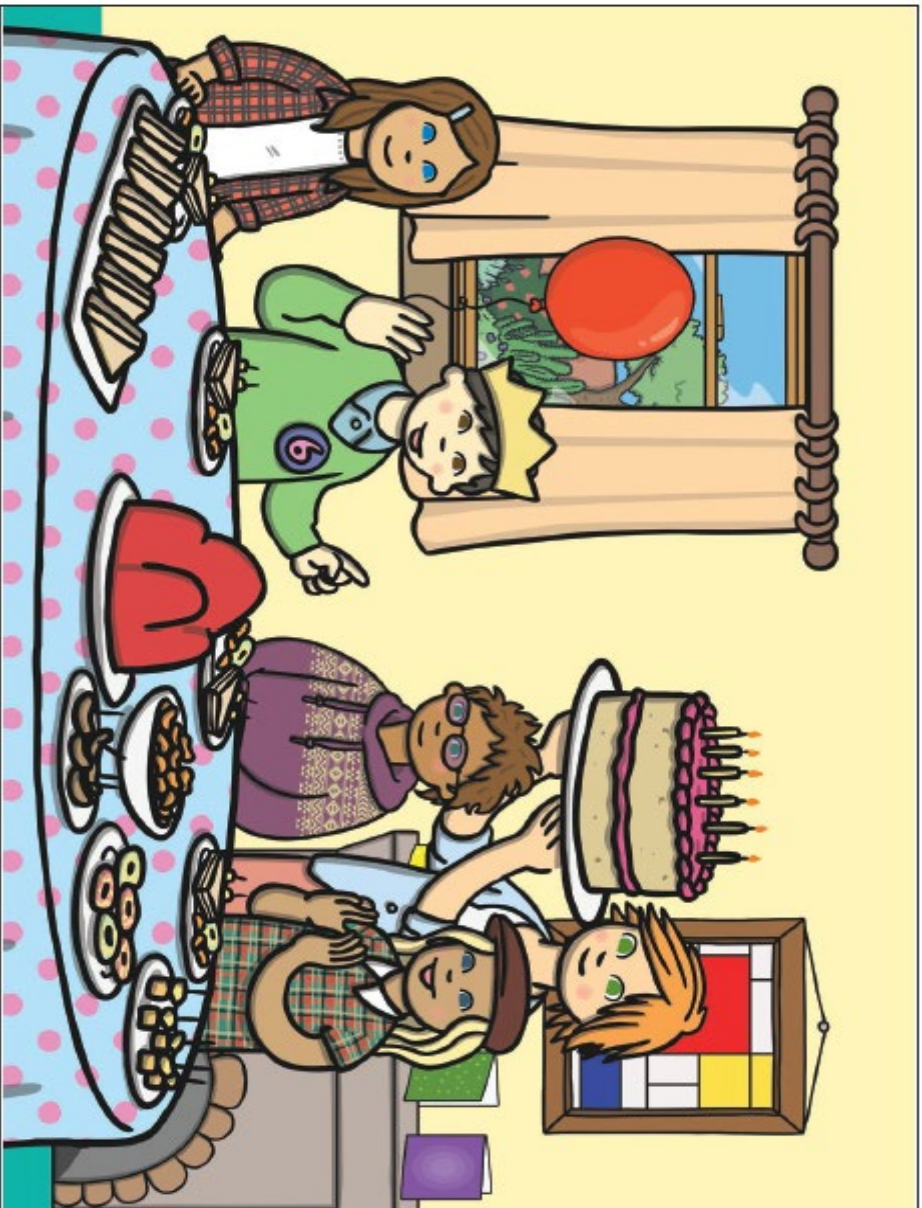
Sounds

Use it in a sentence



Who, what, when, where, why?

Look at the picture. Answer the questions about the party.



Who is at the party?

What will they do at the party?

When is the party? (circle) daytime night time

Where is the party? (circle) park school house

Why are they having a party?

Name: _____



35



I know this 2-digit number.

Trace the numeral.

35




Trace the word.

thirty five

Circle.

Odd **Even**

Colour the MAB.



Place Value.

Tens	Ones
-------------	-------------

Make it.

$$23 + \square = 35$$

$$30 + \square = 35$$

Skip Count by 2s.

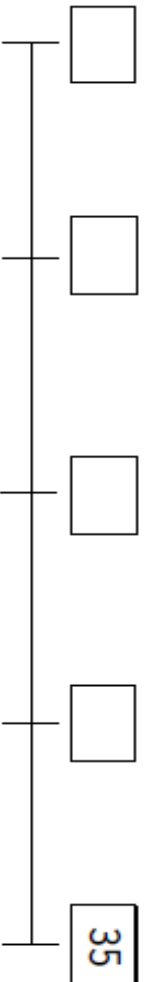
35, , , ,

Number lines.

Count forwards.



Count backwards.



Would you like some help with your Number of the Day? Scan the code or use the link: <https://bit.ly/2UYvk8m>

MY GARDEN

Data Collection


- Count the different things in the garden and use tally marks to record your findings!

Scan me to hear Miss Adie explain!



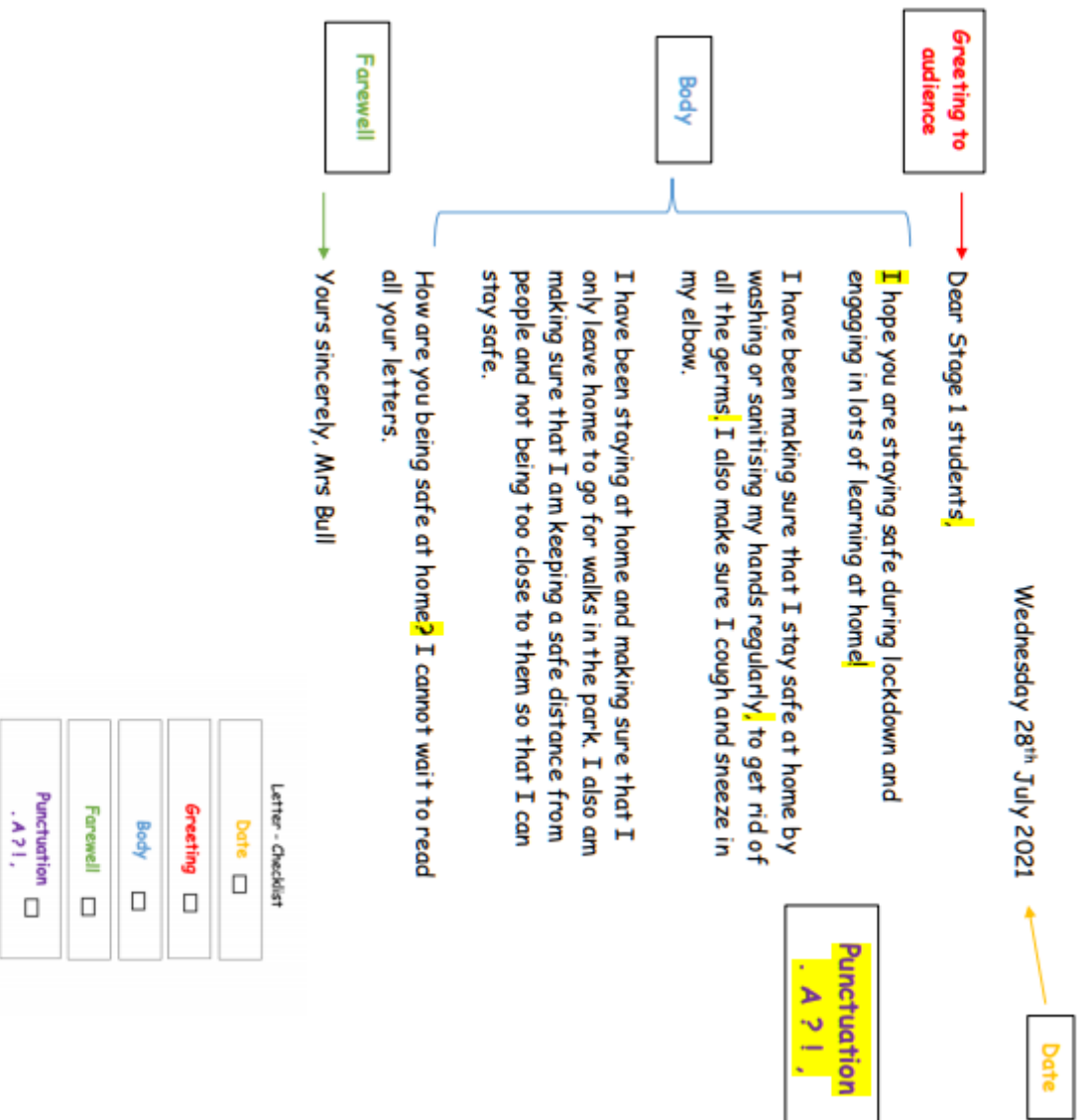
<https://bit.ly/3zfk>

<u>In the garden</u>	<u>Total</u>	<u>Tally marks</u>
Flower		
Butterfly		
Caterpillar		
Lady bug		



Writing

This week we are learning to write a letter. Read the example below.
Then, on the next page have a go at writing a letter to Mrs Bull about how you are staying safe at home on the next page.



SCAN ME

Scan the QR code or click the link to hear Mrs Azmi explain the writing task today: <https://bit.ly/2UsoYeS>

© Tiny Teaching Shack

A handwriting practice sheet with a decorative border of circles and dots. The central area contains vertical lines for writing. The corners are decorated with a pattern of curved lines. The text '© Tiny Teaching Shack' is located in the top-left corner.

Personal Development and Health

Look at the activities in the middle. Circle the healthy activities in **green** and unhealthy activities in **red**.

Draw 2 healthy activities and 2 unhealthy activities in each of the boxes.

HEALTHY

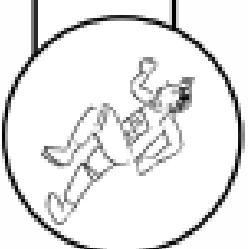


UNHEALTHY

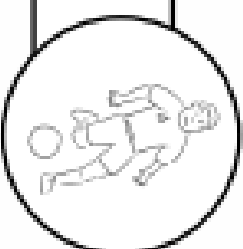
Sporty Sentences

Rewrite the sentences in the correct order.

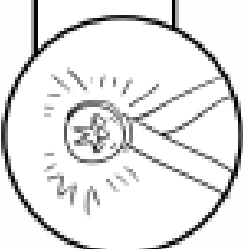
in the race. running He is



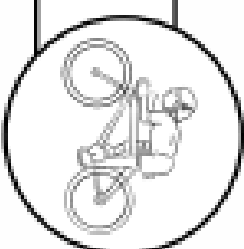
kicking He ball. is the



a medal. gold is This



very fast. ride can He



in She pool. the swims



What else can I do today?





Spelling

Use your rocket words and 5 words from the sound of the week to record in the boxes.

Each sound of the word goes in a different box.

t	o	p
---	---	---

t	i	ck	le
---	---	----	----

b	o	tt	le
---	---	----	----



Would you like some help with your Sound Boxes? Scan the code or use the link: <https://bit.ly/3raLhEE>

Word of the Day: stink

<https://bit.ly/36CBJZJ>



SCAN ME


Rhyming Words

Syllables

Letters


Sounds

Use it in a sentence



Digraphs are 2 consonants that make one sound. Read the sentence and add the missing word. Have a look at the picture for a clue. The digraphs you will need are below:

ph ch sh th ch wh



Name: _____
Practice your handwriting and digraphs at the same time by completing the following sentences. You can use the drawings on the left for a helpful clue.



1. I called my mum on the _____.



2. This summer we went _____ watching.



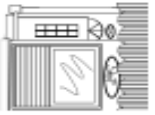
3. The _____ made a delicious soup.



4. My dad and I caught a _____.



5. I have _____ brothers and sisters.



6. I went with mum to the _____.



7. I took a _____ of my friends.



8. I sat in the _____.

Name: _____



64



I know this 2-digit number.

Trace the numeral.

64

Teach THIS


Trace the word.

sixty four

Circle.

Odd Even

Colour the MAB.



Place Value.

Tens	Ones
------	------

Make it.

$$41 + \square = 64$$

$$54 + \square = 64$$

Skip Count by 2s.

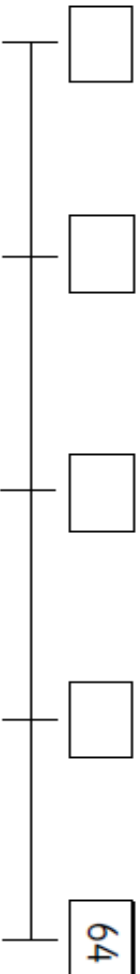
64, , , ,

Number lines.

Count forwards.



Count backwards.



SCAN ME

Would you like some help with your Number of the Day? Scan the code or use the link: <https://bit.ly/2UYvk8m>

MY GARDEN

Graph

- Use the table to make
a graph




<https://bit.ly/3xTDgX8>



Scan me to hear Miss
Adie explain!

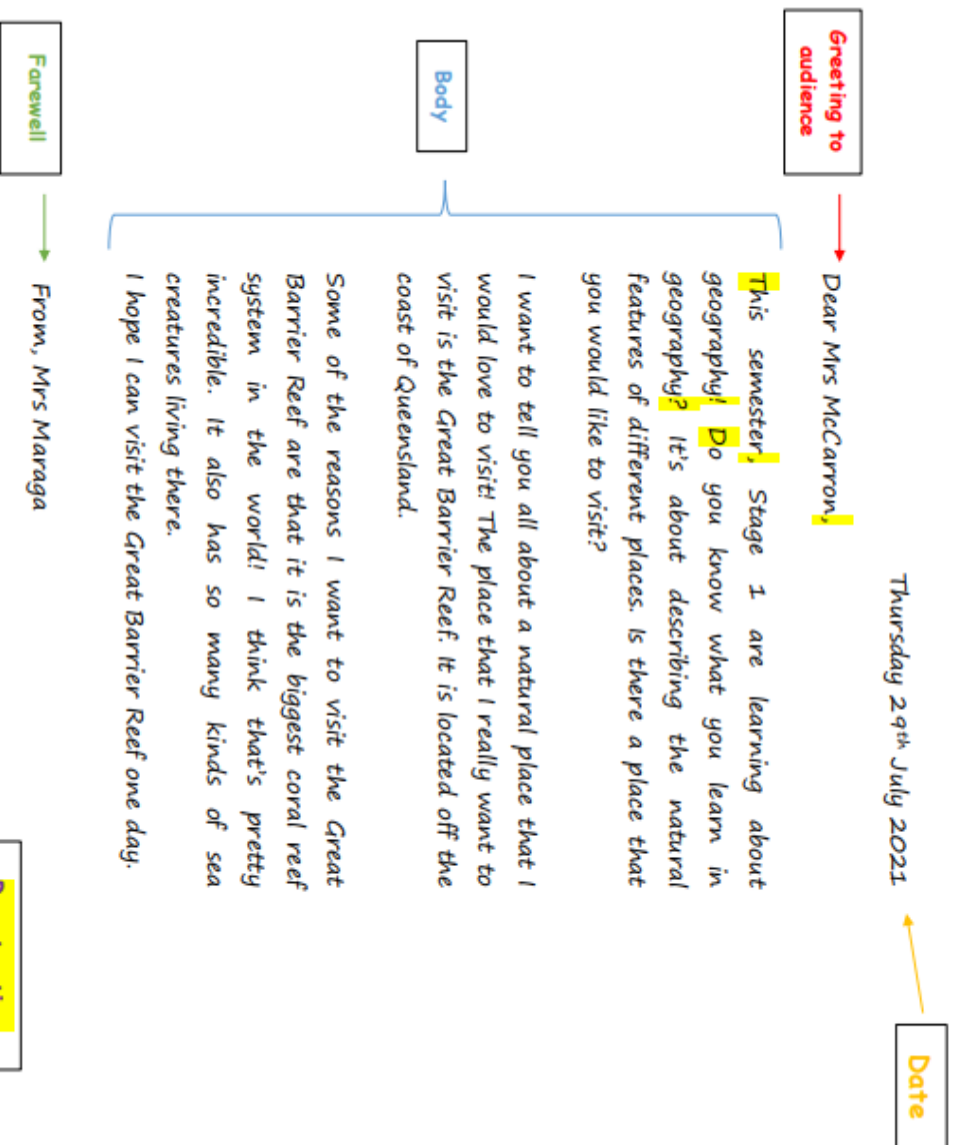
<u>In the garden</u>	<u>Total</u>	<u>Tally marks</u>
Flower	3	
Butterfly	8	 /
Caterpillar	2	
Lady bug	4	



Writing

This week we are learning to write a letter. Read the example below.

Then, on the next page have a go at writing a letter to Mrs McCarron about a place you would like to visit in Australia on the next page. You may like to research places on the internet, in magazines or in a book.
Don't forget to check the checklist.



Punctuation
. A ? ! ,

Letter - Checklist

Date	<input type="checkbox"/>
Greeting	<input type="checkbox"/>
Body	<input type="checkbox"/>
Farewell	<input type="checkbox"/>
Punctuation	<input type="checkbox"/>



SCAN ME

Scan the QR code or click the link to hear Mrs Maraga explain the writing task today: <https://bit.ly/3zk1REP>


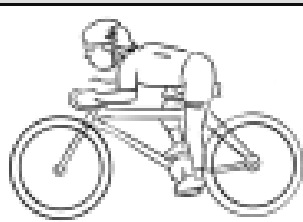
© Tiny Teaching Shack

A decorative border with a repeating pattern of a small house and a tree, framing the page. The corners are decorated with a diagonal hatched pattern.

Handwriting practice lines consisting of 12 vertical lines, each with a dashed midline and a solid top and bottom line, forming a grid for writing.

Olympic Sports

Teach



Look at the pictures of Olympic sports. Choose a word from below and write it under the sport. Once you are finished, you might like to colour in the pictures.

rowing

weight lifting

gymnastics

cycling

boxing

hockey

tennis

running

swimming

What else can I do today?

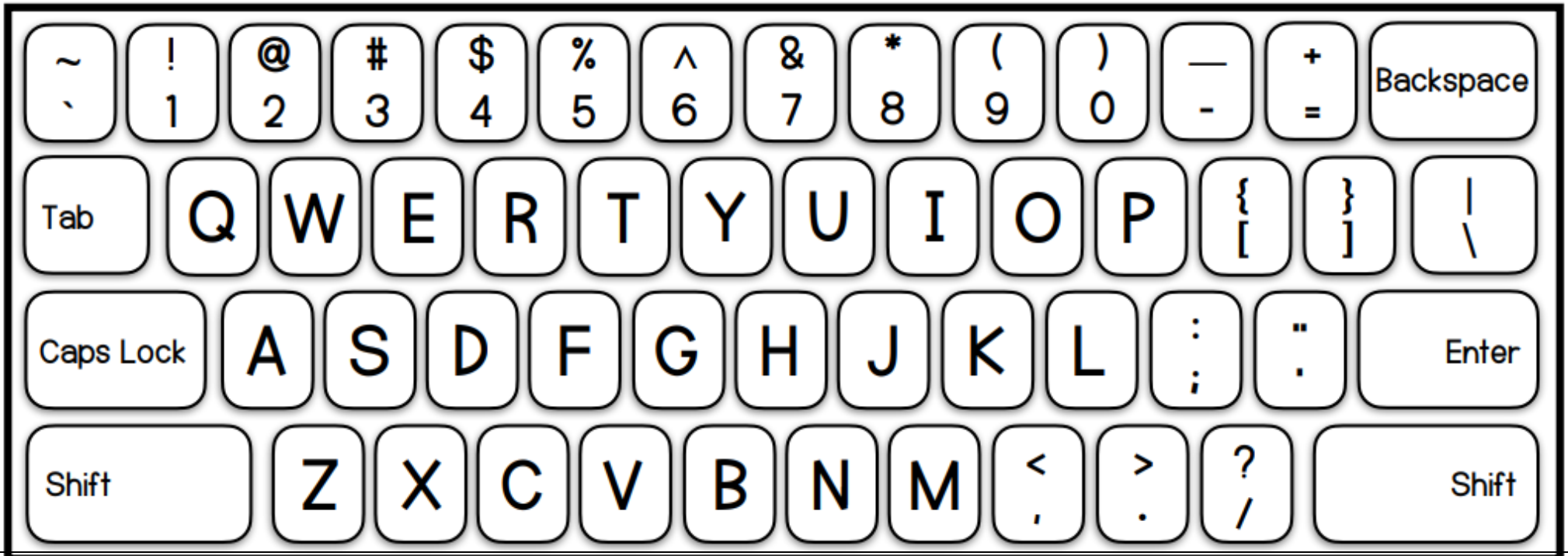




Spelling

Use the keyboard below to practice typing your list words OR type them onto ClassDojo on a message.

You may like to record yourself and send it to your teacher on Class Dojo.



Word of the Day: tickle

<https://bit.ly/36CBJZJ>



SCAN ME


Rhyming Words

Syllables

Letters

Sounds

Use it in a sentence



Nouns


Name: _____

Teach **THIS**

Colour the pictures below.



person




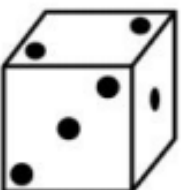
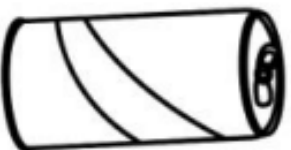
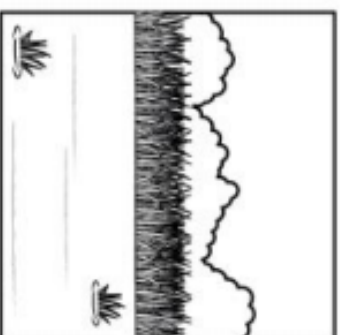
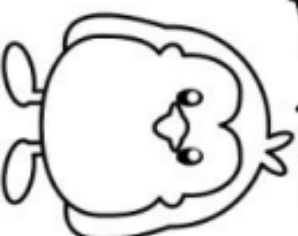

thing



animal



place



My Pet Dog

Tricky words:

is my he

Bob is my pet dog. He can run.

Bob sits on my bed. I pat him

if he is sad. Bob is

a top dog!



Bob is a:

cat

dog

man

Draw a picture
of a **dog**.

Self-reflection:



Name: _____



75



I know this 2-digit number.

Trace the numeral.

75

Teach THIS


Trace the word.

Seventy five

Circle.

Odd Even

Colour the MAB.



Place Value.

Tens	Ones
------	------

Make it.

$$53 + \square = 75$$

$$67 + \square = 75$$

Skip Count by 2s.

75, , , ,

Number lines.

Count forwards.

75

Count backwards.

75



SCAN ME

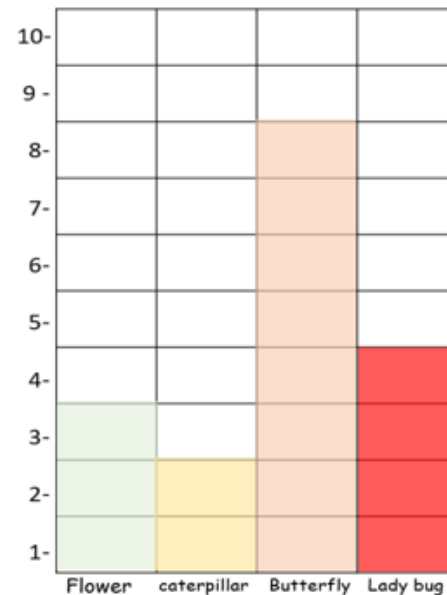
Would you like some help with your Number of the Day? Scan the code or use the link: <https://bit.ly/2UYvk8m>

MY GARDEN

Interpreting data

- Use the table and the Graph to answer the questions.

<u>In the garden</u>	<u>Total</u>	<u>Tally marks</u>
Flower	3	
Butterfly	8	 /
Caterpillar	2	
Lady bug	4	



<https://bit.ly/2TkjXaq>

Scan me to hear Miss Adie explain!

1. If I added the flowers and the caterpillars together what would the total be?
2. If I added the lady bugs and the butterflies together what would the total be?
3. How many more butterflies are there than flowers?
4. If 4 Butterflies flew away, how many butterflies are left?
5. Two of the caterpillars turned into butterflies, how many butterflies and how many caterpillars are there now?

Writing

This week we are learning to write a letter. Read the example below.

Then, on the next page have a go at writing a letter/Diary entry about what Learning from Home is like on the next page.
Don't forget to check the checklist.

Listen to Mrs Rush explain the learning task: <https://bit.ly/3xZs37o>



Greeting to audience

Dear Diary,

Sunday 25th July 2021

Date

My name is Mrs Rush and I am a teacher at Liverpool West Public School. This year I am teaching a class called 1/2 Candy.

We have been learning from home all of Term 3. I like some things about remote learning and there are some things I don't like as well.

Every day I get to wake up a bit later because I don't have to drive to work. That is nice because it is so cold every morning and I want to stay in bed. I don't have to pack any lunchboxes for my children or myself in the morning and that is great!

My boys have to do their schoolwork at home and I help them a lot of the time. We often go for a walk or bike ride in our lunch break. My favourite thing to do is take the dog out because it makes her so happy.

I don't get to see the teachers at school to have a chat, and I don't get to see the students in my class and in the playground. I really miss that! I can't wait to see all of my friends, family and students again soon!

From,
Mrs Rush

Body

Punctuation
. A ? ! ,

Letter - Checklist

Date

Greeting

Body

Foreword

Punctuation
. A ? ! ,

© Tiny Teaching Shack


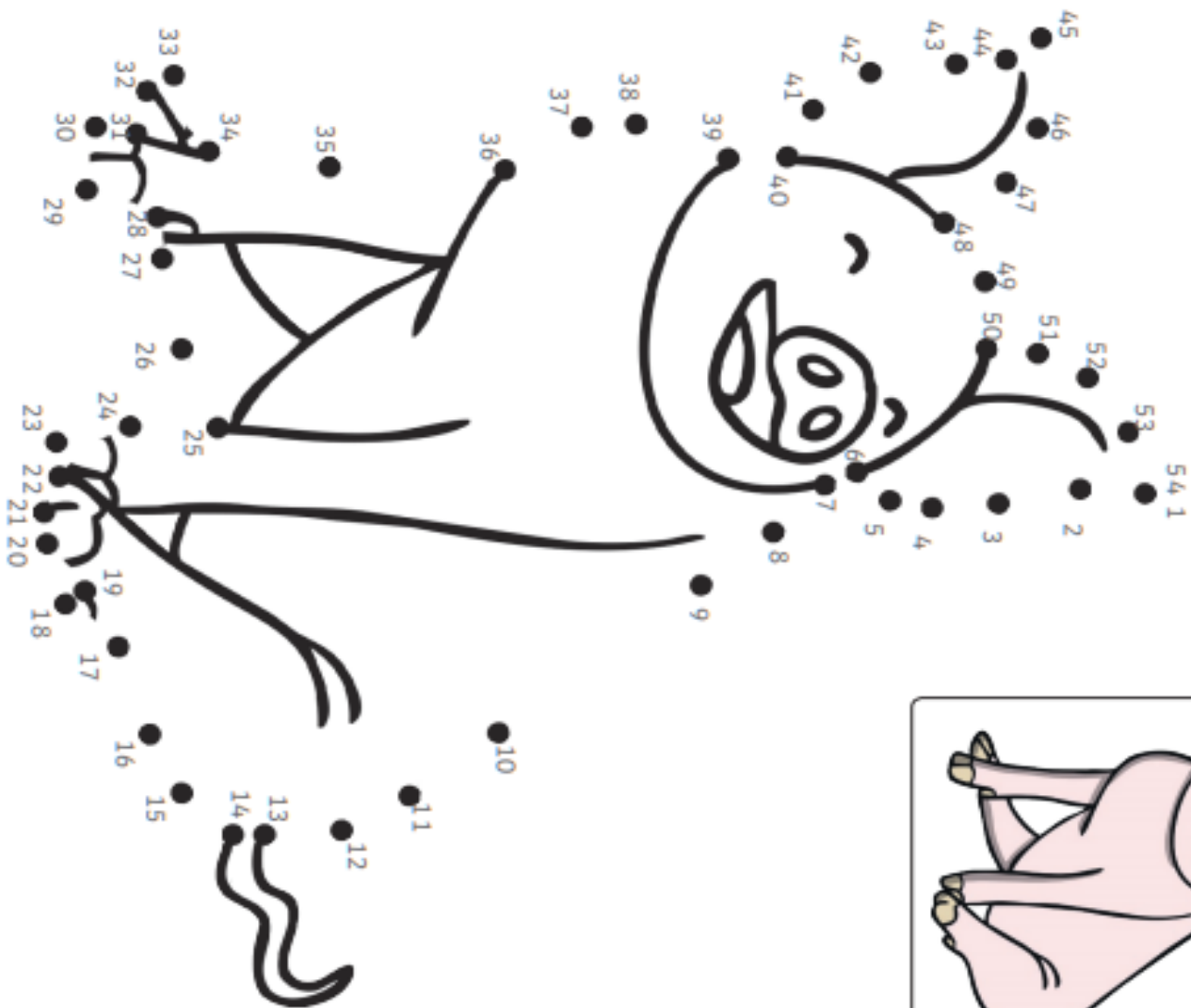
A handwriting practice sheet with a decorative border of circles and four hatched corners. The page contains 12 vertical lines for writing practice. The lines are arranged in a grid pattern, with two lines on the left side, eight lines in the center, and two lines on the right side. The border consists of a double line of circles, with the corners filled with a hatched pattern. The text '© Tiny Teaching Shack' is located in the top-left corner.



SCAN ME

Scan the QR code or click the link to complete an art lesson: <https://bit.ly/3rnOtqk>

If you don't have an access to a device, complete the dot-to-dot, colour it in and send your teacher a photo.



Pig



MEDAL TALLY

Olympic Games Addition 2

1 + + =

2 + + + =

3 + + + =

4 + + + =

5 + + + =

6 + + + + =

7 + + + =

8 + + + =

9 + + + + =

10 + + + + =

What else can I do today?

