

Stage 1 - Week 10 - Term 3



Dear Students, Parents and Carers,



I would like to invite the students of our class to join me in a Zoom meeting, where we can connect and catch up. There are some housekeeping rules that we need to understand before we can proceed.

Zoom is the 'live' video conferencing platform teachers may use for online meetings. The classroom teacher will always be the host of the meeting and will send you an invite for you to join a meeting at a specific time.


When you first arrive at a zoom meeting you will be placed in a waiting room. This allows the teacher to commence the lesson when most people are present – much as they would at school. The Zoom session will not go ahead if you are the only student to join that particular meeting. If this happens, the teacher will end the meeting and reschedule for another time.

The expectations below are designed to ensure Zoom lessons/meetings are safe and productive. If your teacher feels you are not meeting these requirements, you will be given the opportunity to correct the issue. However, if your teacher is not satisfied that the issue has been rectified, you will be removed from the meeting.

Expectations of Students	
Dress Code	Please dress neatly, pyjamas are not appropriate
Location	You should be in a 'common' area within the house where you are visible to other members of your house. Great locations include the kitchen or dining room table or lounge room. You should try to position yourself so there is a blank wall background behind you that gives you privacy and not distract others. You cannot and should not use Zoom from a bedroom.
Positioning your Camera	Cameras should be positioned to only display from the shoulders up.
Recording Zoom calls	Recording audio, recording video or taking any photographs of a Zoom call with a teacher or student(s) is strictly prohibited.
Speaking and Listening	As in a normal lesson, it is important that you exercise good self-discipline and listen carefully to your teacher throughout the lesson/meeting. Unless instructed otherwise by your teacher, you should MUTE your audio. Exceptions to this might occur if you are asked a question or if you are taking part in a conversation your teacher has initiated.
Parent Involvement	Parents may assist with helping you to set up the technology, however, are requested not to join any group/class Zoom meetings/lessons being moderated by the teacher. When the Zoom meeting is completed the teacher will wait for all students to exit the meeting so that students do not continue chatting without the teacher present.
Liverpool West PS School Rules	Remember our School Rules when attending Zoom meetings/lessons: Be Safe – Always report inappropriate behaviour and inappropriate material to your teacher. Be Respectful – Make sure you are an active listener when another student is giving their ideas or opinions or answers. Be a Learner – Focus on instructions from your teacher and stay on-task.

What else can I do each day when I have finished my activities?

↪ Click ↪



Spelling



pick
roll
lump
dolly
pickle

people
unwrap
writer
spill
collar


wrongful
suddenly
cheddar
cuddling
paddock

This week we are revising the phonemes /p/, /r/, /l/ and /d/. The letters in red above make the /p/, /r/, /l/ and /d/ sound in words.

These will be your spelling words for the week. Keep the paper or take a photo of your words to look at each day.

Choose 5 words from the list above that you would like to learn and write them below.

Write 5 Rocket Words that you need to learn below.



5 rocket Words	5 words from above



How did you go?			
I can teach someone	I understand and can do by myself	I need some more practise	I need help to do this activity



Spelling

Use your rocket words and 5 words from the sound of the week to write 'Rainbow Sounds'.

pineapple

How did you go?			
I can teach someone	I understand and can do by myself	I need some more practise	I need help to do this activity

Word of the Day: wood

<https://bit.ly/36CBJZJ>




Rhyming Words

Syllables

Letters

Sounds

Use it in a sentence



How did you go?

I can
teach
someone

I
understand
and can do
by myself

I
need some
more
practise

I
need help
to do this
activity

SPELLING sounds SCATTERGORIES

/p/

p

pp

pe

PHONEME

GRAPHemes

food

name

colour

sport

animal

country

How did you go?

I can
teach
someone

I
understand
and can do
by myself

I
need some
more
practise

I
need help
to do this
activity



SCAN ME

Click the link or scan the QR code to watch a video on how to complete the worksheet: <https://bit.ly/3i1IYkn>



66



Name: _____

I know this 2-digit number.

Trace the word.

sixty six

Trace the numeral.

66

Teach **THIS**

Circle.

Odd Even

Colour the MAB.



Place Value.

Tens	Ones

Make it.

$$53 + \square = 66$$

$$48 + \square = 66$$

Skip Count by 2s.

66, , , ,

Number lines.

Count forwards.

66

Count backwards.

66

How did you go?

I can teach someone

I understand and can do by myself

I need some more practise

I need help to do this activity



SCAN ME

Would you like some help with your Number of the Day? Scan the code or use the link: <https://bit.ly/2UYvk8m>

Capacity and Volume

Can you draw a line on each container to show the water level at the correct volume?



half full



nearly full



nearly empty



full

Which container has the smallest capacity? **Circle one.**



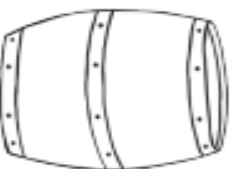
Which container has the greatest capacity? **Circle one.**



Which container has the greatest capacity? **Circle one.**



Which container has the smallest capacity? **Circle one.**



How did you go?

I can teach someone

I understand and can do by myself

I need some more practise

I need help to do this activity

NUMBER POEMS

Today we will be learning about number poems.

Scan the QR or click on the link code to listen to Miss

Harden explain today's activity click

On the link or scan the QR code

<https://bit.ly/3gNbFjR>




There are many different types of poems. One type
is a **counting poem**.

These poems contain some sort of counting, usually counting
backwards from ten.

Here is an example of a counting poem Click on the link or
scan the QR code

<https://bit.ly/3DwBZZq>



Complete the Poem

Jenny and her friend were searching for
Jenny's missing dog Spot. Whilst searching
they found some interesting things.

They found seven baby bears

Sitting on rocking chairs.

They six beautiful bees.

Buzzing around the trees.

They found cool cats.

All wearing hats.

They found four pigs.

Playing happily with twigs.

They found tiny mice.

Who were pleasant and nice.

They found two slimy frogs.

Hiding under some

And they found one dog called Spot.

Who had missed them a lot.



Create your own Poem

Watch 'One Two, Buckle my shoe' again. Do you know any other poems like this?

You are going to create **your own** counting poem it can be like buckle my shoe or like spot the dog. You can choose a topic about spring, dinosaurs, our world or any topic you like.

Challenge yourself and try to make your lines **rhyme**.

Can you keep going up to twenty?

One, two

Three, Four

Five, Six

Seven, Eight

Nine, Ten

Or create your own like spot the dog

Top tip!

Here are some words that rhyme with 'two' to get you started:

blue, you, screw, canoe, shampoo, kung fu



Top tip!

How did you go?

I need help to do this activity

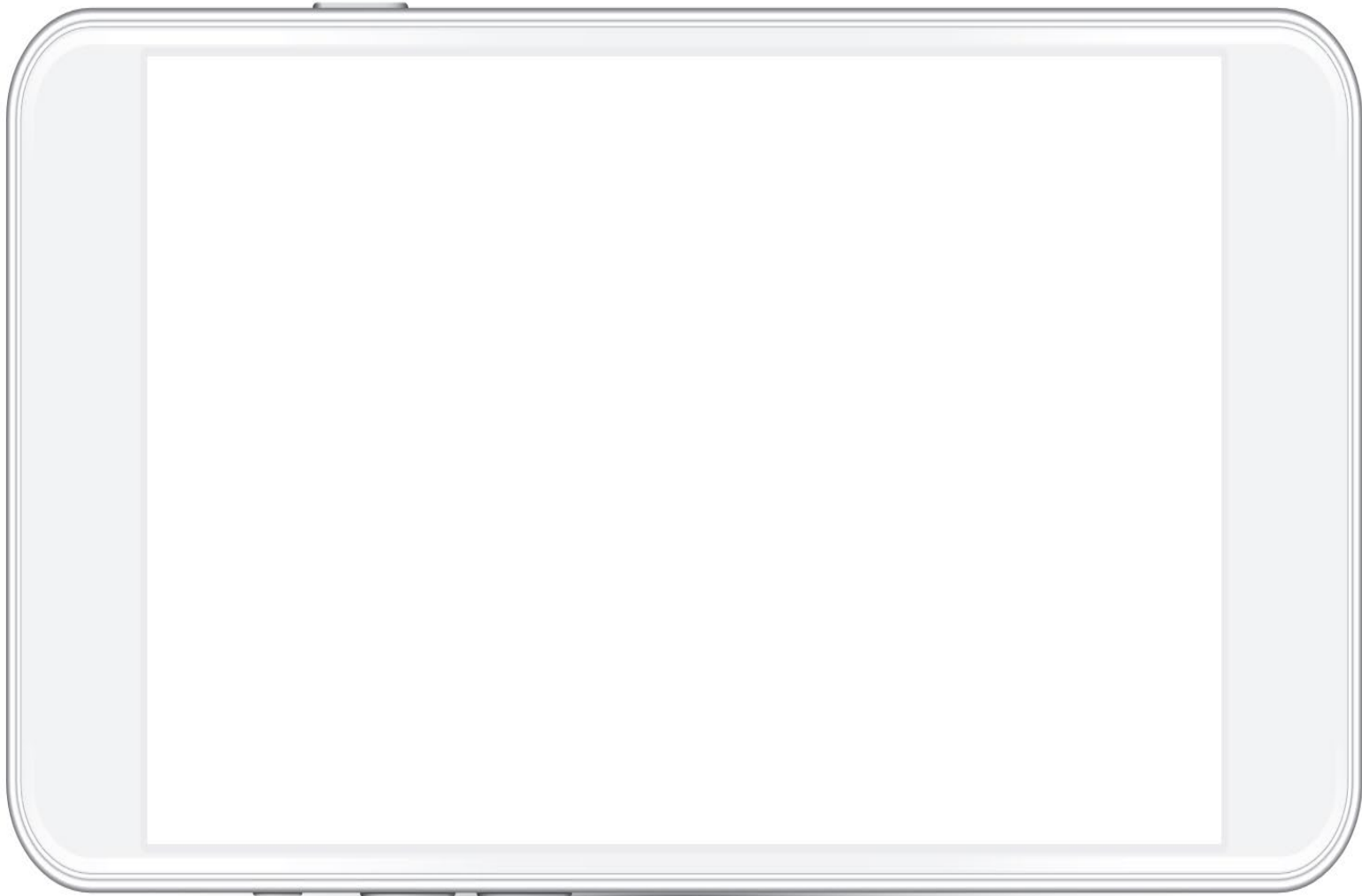
I need some more practise

I understand and can do by myself

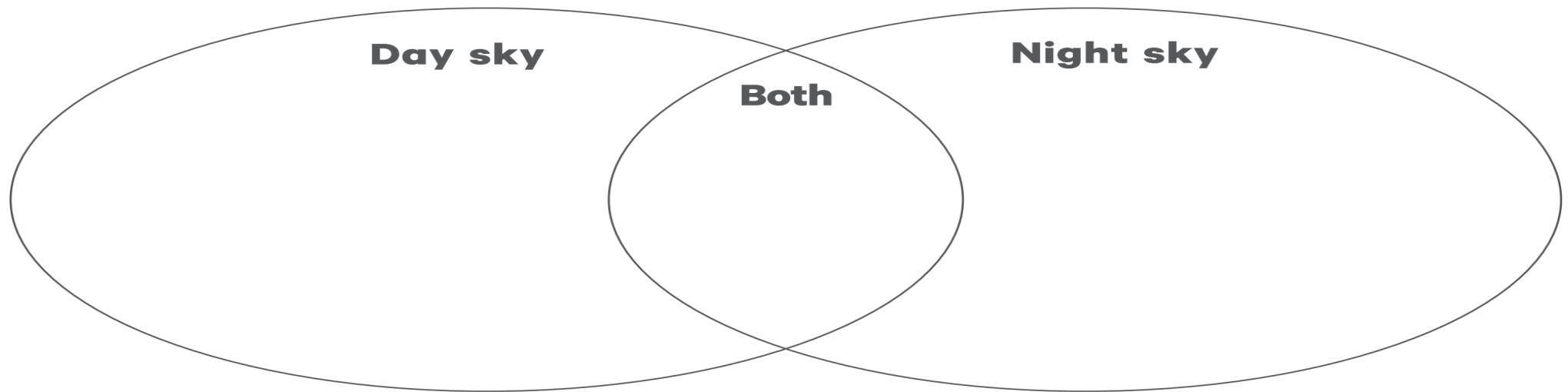
I can teach someone

Science

Draw a landscape and sky. Label one thing that can change on the land and in the sky.



Draw and label what you could see in the sky during the day and night.
In the middle, draw what can appear in both.



What if the weather never changed? How would you feel?
What could happen?



How did you go?			
I can teach someone	I understand and can do by myself	I need some more practise	I need help to do this activity



Spelling

Use your rocket words and 5 words from the sound of the week and write them using blue and red pencils to show the vowels and consonants.

a b c d e f g h i j k l m n o p q r s t u v w x y z

How did you go?			
I can teach someone	I understand and can do by myself	I need some more practise	I need help to do this activity

Word of the Day: duck

<https://bit.ly/36CBJZJ>



SCAN ME


Rhyming Words

Syllables

Letters

Sounds

Use it in a sentence



How did you go?

I can
teach
someone

I
understand
and can do
by myself

I
need some
more
practise

I
need help
to do this
activity

SCRABBLE TIME

Add up your words using the scrabble tiles and write the total:

A

ω



D



7



I

٢٠



└

M

Z

O

P

Q

३

8

1

1

$$V_4$$
$$N_4$$

X
∞

4

10

[illegible][illegible]Teach **THIS**

How did you go?

I can teach someone

I understand and can do by myself





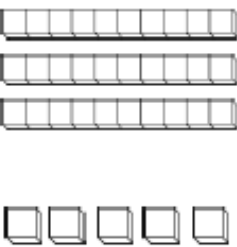
I
need some
more
practise

I need help to do this activity

Click the link or scan the QR code to watch a video on how to complete Scrabble Time: <https://bit.ly/3D6YrZ0>



SCAN ME

Name: _____  22  I know this 2-digit number.		Trace the numeral.  					
Trace the word. twenty two		Circle. Odd Even					
Colour the MAB. 		Place Value. <table border="1"> <tr> <td>Tens</td> <td>Ones</td> </tr> <tr> <td> </td> <td> </td> </tr> </table>		Tens	Ones		
Tens	Ones						
Make it. $15 + \square = 22$ $19 + \square = 22$		Skip Count by 2s. 22, <input type="text"/> , <input type="text"/> , <input type="text"/> , <input type="text"/>					
Number lines. Count forwards. \rightarrow <input type="text"/> 22 <input type="text"/> <input type="text"/> <input type="text"/> <input type="text"/> <input type="text"/> <input type="text"/> <input type="text"/> <input type="text"/> <input type="text"/> <input type="text"/>							
Count backwards. \leftarrow <input type="text"/> <input type="text"/> <input type="text"/> <input type="text"/> <input type="text"/> <input type="text"/> <input type="text"/> <input type="text"/> <input type="text"/> <input type="text"/> <input type="text"/> 22							

How did you go?

I can teach someone

I understand and can do by myself

I need some more practise

I need help to do this activity



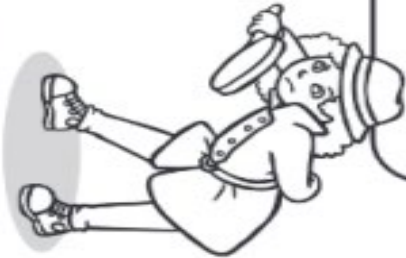
SCAN ME

Would you like some help with your Number of the Day? Scan the code or use the link: <https://bit.ly/2UYvk8m>

2D Shapes around the Home

Can you be a detective and find the following 2D shapes around your home? When you find the shape, draw the item in the space provided.

The first one has been done for you.



Shape	Item Found at Home
Square	
Triangle	
Circle	
Rectangle	
Pentagon	

How did you go?

I can teach someone

I understand and can do by myself

I need some more practise

I need help to do this activity

Planning Page

Where is it set?

Who is in it?

The Big
Space
Adventure

How is it solved?

What happens?

Why is it happening?



Click or scan to hear
Miss Adie Explain!

<https://bit.ly/38qA4XT>



NARRATIVE

An entertaining story that is usually make believe. It has characters, settings, events, a problem and a solution.



Outline:

Orientation
Setting and characters

Problem

An issue that the characters are faced with

Solution

How is the problem solved?

Conclusion

© 2016 Miss Adie Little Learners





<https://bit.ly/38qA4XT>

Click or scan to hear
Miss Adie Explain!



The Big Space Adventure




How did you go?

I can
teach
someone

I
understand
and can do
by myself

I
need some
more
practise

I
need help
to do this
activity






Geography

People go to places for lots of different reasons.
The place that children go to most frequently is school.
Watch the video about unusual ways to get to school.

bit.ly/3y6niZ6



Answer the questions below:

- What are some ways that children can get to and from school?

- What could be dangerous about the way some children go to school?

- How do the people in your class get to school?

Apart from school, most children will go to other places near
to where they live. Use the link to Google Earth to find your school.

[Google Earth](#)



Talk about all the places that people you know go to
and why they go there?



People have their own reasons for visiting other places. These three phones show the places where their owners have been.
Decide who owns each phone. By drawing a line to the correct phone.

I can teach someone	How did you go?
I understand and can do by myself	
I need some more practise	
I need help to do this activity	



May



Pete



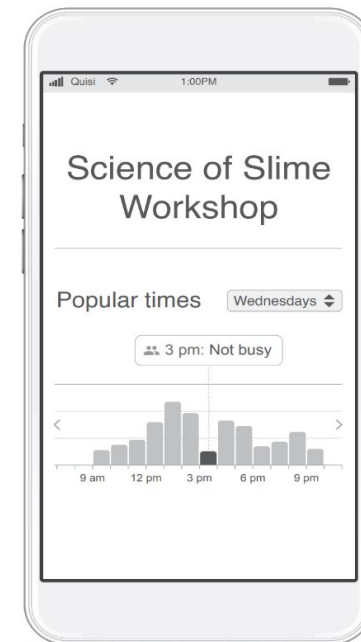
Josh

Write on this phone some of the places you go to in a week.



Phones can use information from maps to tell us how many people visit a place.

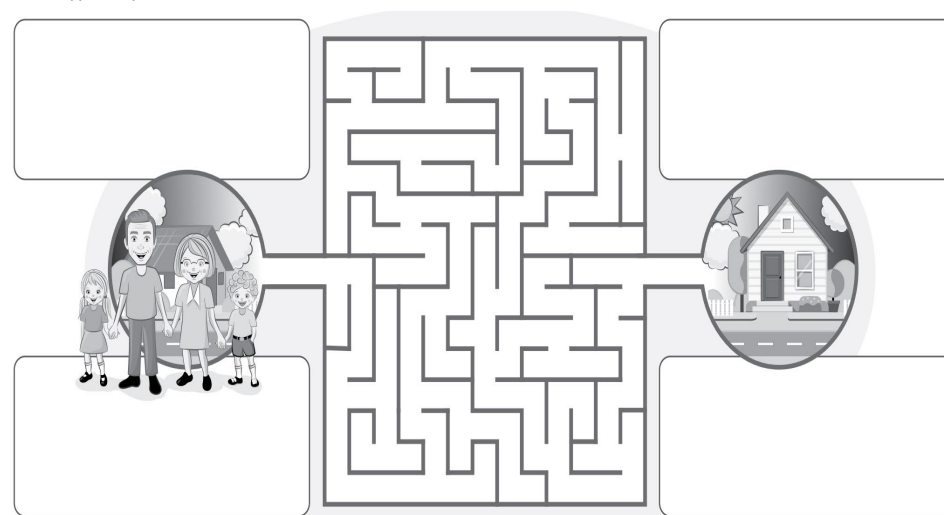
Use the information on the graph to explain when would be the three best times to go to the Science of Slime Workshop.



Choose a famous person and write the places they would go to.



When people move house, they usually move less than 10 kilometres away from their old home. Why do you think most people stay living close to where they grew up? Write your reasons in the boxes around the maze.



Spelling

Choose 5 words from your list to write sentences.

Challenge: can you write compound sentences?



How did you go?			
I can teach someone	I understand and can do by myself	I need some more practise	I need help to do this activity

Word of the Day: pole

<https://bit.ly/36CBJZJ>




Rhyming Words

Syllables

Letters

Sounds

Use it in a sentence



How did you go?

I can
teach
someone

I
understand
and can do
by myself

I
need some
more
practise

I
need help
to do this
activity

Phonics - Worksheet

Name: _____

Date: _____

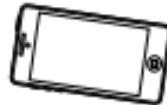
ph

Which of the words below include 'f' and which include 'ph'? Put the letters in the blank space.

_____ish



_____one



ele _____ant




s _____ere



_____orest



In the frame below, draw three things that begin with 'ph'.



PHONICS

Find 5 phones hidden on this page.



How did you go?

I can teach someone

I understand and can do by myself

I need some more practise

I need help to do this activity



32



Name: _____

I know this 2-digit number.

Trace the word.

thirty two

Trace the numeral.


32

Teach THIS

Circle.

Odd Even

Colour the MAB.



Place Value.

Tens	Ones

Make it.

$$21 + \square = 32$$

$$28 + \square = 32$$

Skip Count by 2s.

32, , , ,

Number lines.

Count forwards.

32

Count backwards.

32

How did you go?

I can teach someone

I understand and can do by myself

I need some more practise

I need help to do this activity



SCAN ME

Would you like some help with your Number of the Day? Scan the code or use the link: <https://bit.ly/2UYvk8m>

DOUBLES AND
DOUBLES PLUS ONE

Add the numbers together
to find the total.



How did you go?			
I can teach someone	I understand and can do by myself	I need some more practise	I need help to do this activity

	+		=			+		=	
	+		=			+		=	
	+		=			+		=	
	+		=			+		=	
	+		=			+		=	
	+		=			+		=	
	+		=			+		=	
	+		=			+		=	
	+		=			+		=	

Writing

Watch Ms Koikas explain
the activity -

<https://bit.ly/3kEdkcR>



Watch the video on How to
Make Magic Milk -

<https://bit.ly/3BrePSk>



Procedure Writing -

Activity: Label the missing titles, the first one is done for you!


Circle the verbs in each step.

Then, make your very own magic milk and draw pictures of what you did!

Title - How to Make Magic Milk


This part of the procedure tells us what we need. This is called: _____

Milk
Liquid Food Colouring
Dish Washing Soap
Cotton Swabs
Plastic Plate




How did you go?	I need help to do this activity
	I need some more practise
	I understand and can do by myself
	I can teach someone


What is this part of the procedure called? We follow a list of: _____



1 - Pour a layer of milk in the plate.



2- Squeeze some drops of food colouring all around in the milk.



3 - Pick up the cotton swab and dip it in the dish soap.



4- Place the cotton swab in the milk and press down in one spot and hold for 15 seconds, Watch the magic happen!

Healthy is...

active

athletic

fresh

rosy-cheeked

full of life

strong

well

sturdy

fit

crisp

trim

lively

in good shape

strapping

tough

muscular solid

tip-top mighty

powerful stable

energetic

bright-eyed

fit as a flea

staunch

hearty

levelheaded

bouncy

ready



Task 1: Read all the healthy vocabulary and circle **blue**: the things you do well/do often.

Red: the things you should do more often.

e.g. Mrs McCarron has been active while working from home but she could do more to be strong.

Task 2: Look at the things you circled **red**. What can you do each day to improve?

e.g, Mrs McCarron could lift some weights at home to become stronger.

Task 3. Record yourself doing a physical activity and post it onto ClassDojo portfolios.

How did you go?

I can teach someone

I understand and can do by myself

I need some more practise

I need help to do this activity



Spelling

Use your rocket words and 5 words from the sound of the week to record in the boxes.

Each sound of the word goes in a different box.

d	u	ck
---	---	----

d	o	ll	o	p
---	---	----	---	---

u	n	d	er
---	---	---	----



Would you like some help with your Sound Boxes? Scan the code or use the link: <https://bit.ly/3raLhEE>

How did you go?			
I can teach someone	I understand and can do by myself	I need some more practise	I need help to do this activity

Word of the Day: rot

<https://bit.ly/36CBJZJ>



SCAN ME


Rhyming Words

Syllables

Letters

Sounds

Use it in a sentence



How did you go?

I can
teach
someone

I
understand
and can do
by myself


I
need some
more
practise

I
need help
to do this
activity

Unscramble the words below.

lrgi	
ccleir	
mntre	
ddlaer	
fsrit	

gmner	
triks	
nosrep	
thsri	
rhe	



Use 'er' or 'ir' to finish the words.

ladd__ fath__ d__t f__st
 th__ty sh__t g__l sk__t
 c__cle b__d h__ lant__n
 ch__p spann__ wh__l p__son
 butt__ iceb__g aff__ b__thday

How did you go?

I can teach someone	I understand and can do by myself	I need some more practise	I need help to do this activity
---------------------	-----------------------------------	---------------------------	---------------------------------

Phoneme Spotter Story – Long ‘a’ Sound

Read the following story aloud. As you are reading, listen carefully for the long ‘a’ sound. Colour in all the words that include this sound.

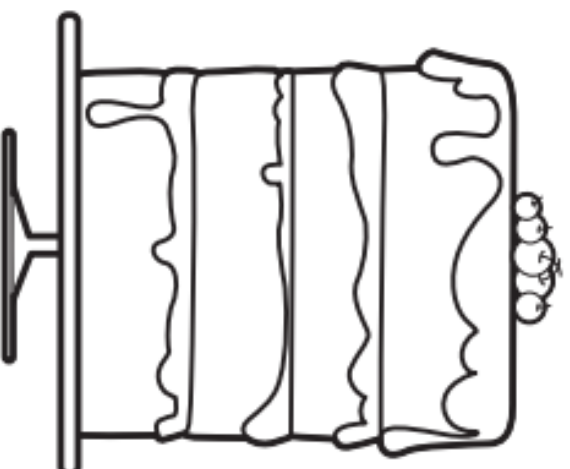
The Cake

One day, Jake and Kate made a cake. It was made with dates. Jake and Kate set the cake on a tray to bake. Then they had to wait. They did not want the cake to fail!

When it was baked, Jake and Kate placed the cake on a plate. They cut the cake and ate it with some grapes.

Jay and Fay came to play. Jake and Kate gave them some cake. They stayed for the rest of the day.

What a cake Jake and Kate made!



Challenge: Circle the letters, or combinations of letters, that make the long ‘a’ sound in the words below.

bake

play

wait

cake

day

How did you go?

I can teach someone

I understand and can do by myself

I need some more practise

I need help to do this activity



49



Name: _____

I know this 2-digit number.

Trace the word.

forty nine

Trace the numeral.

49

Teach This

Circle.

Odd Even

Colour the MAB.



Place Value.

Tens	Ones

Make it.

$$36 + \square = 49$$

$$31 + \square = 49$$

Skip Count by 2s.

49, , , ,

Number lines.

Count forwards.

49

Count backwards.

49

How did you go?

I can teach someone

I understand and can do by myself

I need some more practise

I need help to do this activity



SCAN ME

Would you like some help with your Number of the Day? Scan the code or use the link: <https://bit.ly/2UYvk8m>

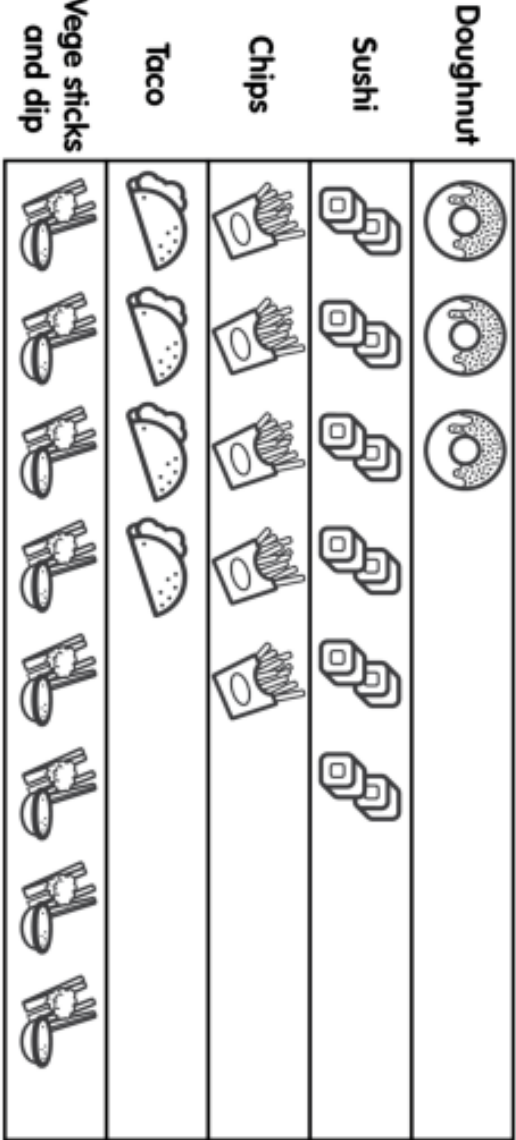
Graph the Goodies

Name: _____



Springville School canteen committee are deciding on some new snacks to sell. They surveyed 4T to see what the most popular choices were.

New Snack Choices



Use the Picture Graph to answer the following questions:

- a) What was the **most popular** new snack in 4T? _____
- b) What snack received the **least amount** of votes? _____
- c) How many students voted for **tacos**? _____
- d) How many students in 4T voted in this survey? _____
- e) What was the **second most popular** choice? _____
- f) Why do you think the **top two choices** were so popular? _____

CHALLENGE: Draw a table and use tally marks to represent this graph!

Snack									
Tally									

Writing- Impromptu Speech Task

MANNER	MATTER	METHOD
<u>What you say!</u> <ul style="list-style-type: none"> What is your opinion? Do you agree or disagree? Do you have an interesting hook? Do you have 3 reasons? Do you have some examples? Did you remind the audience what your opinion was? 	<u>How you say it!</u> <ul style="list-style-type: none"> Are you confident? Can the audience hear you clearly? Are you using eye contact? Are you standing still? Do you sound interested in your speech? 	<u>How you organise it!</u> <ul style="list-style-type: none"> Is your opinion clear? Do you have an introduction, middle and conclusion? Do your reasons and examples makes sense?

Record yourself speaking and upload on Dojo!



Task

Watch video of student giving a speech. <https://youtu.be/Kh9GbYugA1Y>

Present your own impromptu speech on the topic: **Learning from Home is better than Learning from School.**

Do you **agree** or **disagree**?

How did you go?

I need help to do this activity
I need some more practise
I understand and can do by myself
I can teach someone



SCAN ME

Click the link or scan the QR code to join Mrs Rush in writing a letter to the author: <https://bit.ly/3zCbz66>

Writing

Dear _____,

,

Your friend,



Free Choice Friday - Check class Dojo today for the active links.

Let's have some Pirate Fun!



When is
National Talk Like A Pirate Day?

Talk Like a Pirate Day
is celebrated on the
19th September, every
year.



Design your own treasure map



Writing Prompts

- Write a how-to guide on how to hide treasure.
- Write a comic about a pirate who has been cursed for stealing forbidden treasure.
- Your old nemesis wants to attack your ship. How do you convince them not to?
- Your shipmates have kicked you off your own ship! In the middle of nowhere, how will you get your revenge?

Treasure Chest



Make your own Treasure Chest
You will need:
a plastic container
glue
assorted decorative materials
(for wrap, buttons, ribbon, pearls,
crayons, paper, beads, etc.)
Have fun!

Dress Like a Pirate
"walk the plank" in
a fashion show.
Send in your selfies
and create a Pirate
Wall.

selfie time



Take a selfie
with dressed in
your pirate
outfit.



Scavenger Hunt



Watch a pirate movie.

- Pirates of the Caribbean
 - Hook
 - Captain Phillips
- Muppet Treasure Island
 - The Goonies
- The Pirates of Penzance
 - Treasure Island



My Pirate Name



To find your pirate name:-

Have a deck of playing cards.
You need the numbers 1 to 10.
Draw three cards.
The 1st card is the 1st word in your name.
The 2nd card is the 2nd word in your name.
The last card is the last word in your name.

Look at the number and then find the word that corresponds from each list

Pirate crafts
Click on an image.

