

Coota Gulla Preschool - Take Home Learning Pack

Term 4, Week 2



Dear families,

Please find the learning from home activity grid for this week attached. Children can complete the activities more than once if they would like to.

If you can, we ask that you send a photo/video of the work your child has completed. All photos/videos can be uploaded in your child's portfolio or sent via ClassDojo messages.

Taking photos of the tasks your child completes, allows us to see all the wonderful learning that the children are doing as well as allowing us to see which children are learning from home so that we can mark the roll.

Happy learning!

Shared Reading

Learning goal: Children are able to talk about and recall what happens in the beginning of the story.

Listen to the story 'Adventure Annie goes to kindergarten' on ClassDojo.



Want to learn more?

- Draw a picture of each of the story characters (the people in the story).
- Ask someone to write the name of each of the character for you. Read and copy each of the names.

Leaf Drawing

Learning goal: Children are able to recognise and recreate features of a leaf.



1. Find a living plant or tree. If there is no plant or tree near you, look at the picture.
2. Look very closely at one of the leaves on the plant or tree.
3. Make sure you don't pick the leaf, as it is alive.
4. Talk with someone about the leaf you are looking at:
 - What colour is it?
 - What shape is it?
 - Does it smell?
 - How does it feel?
 - What else do you notice about the leaf?
5. Draw the leaf.

Hide and Seek

Learning goal: Children follow game rules and cooperate to successfully play with others.



Find a safe place and set a boundary to play in.

How to play:

1. One person must close their eyes and count to 10 slowly.
2. Everyone else quietly hides.
3. When the person counting has finished, they open their eyes and call out, 'Ready or not, here I come'.
4. When the people hiding are all found, the first person found becomes the person who closes their eyes and counts.

This video explains a traditional Aboriginal game of Hide and Seek, known as 'Brajerack'.



<https://youtu.be/fKKUvEic198>

Phonics

Learning goal: Children are able to identify sounds.

Listen to the jolly phonics song and sing along.



<https://youtu.be/2Xy2e78qxNg>

Can you identify the sounds in your name?

Number of the Week!

7

Learning goal: Children are able to count a group of objects and say how many are in the group

How many ways can you make 7?



Take a photo or record and post it to class dojo.

Vocabulary:

"mad"

Learning goal: Children are able to express their feelings.

Draw a picture of a time you felt mad. Can you say why you felt mad in a sentence.



Record a video and upload it to class dojo.

Which container holds the most?

Learning goal: Children talk about volume and capacity as they experiment filling and emptying containers.


1. Click on the link below to view the video.
2. Find some empty containers or boxes and something to fill them with. You might use sand, dirt, rice or water.
3. Have fun filling each container and then tipping between them. Talk with someone about:
 - Which container holds the most?
 - Which container holds the least?



<https://ab.co/3A8nlW6>

Fine Motor Drawing

Learning goal: Children are able to build their fine motor skills by painting or drawing a picture.



Pick an object or your favourite toy and draw it or paint it.



Take a photo and tell us about your drawing and or painting.

Body percussion patterns

Learning goal: Children use body percussion to copy and create simple patterns.



1. How many different sounds can you make with your body?
2. Try these body percussion patterns:

clap, clap, slap your thighs
clap, clap, slap your thighs...


stamp one foot, rub your hands together
stamp one foot, rub your hands together...

COOTA GULLA PRESCHOOL ADDITIONAL HOME ACTIVITIES

to choose from and complete with your children

TERM 4 WEEK 2

Role Play	Practise acknowledgement of country	Practise skipping
Look at a magazine and find numbers 1-10	Can you sort your toys tallest to shortest	Create an obstacle course
Fingerpaint numbers (using water on concrete)	Using lego or playdough can you make the letters in your name	Dress up
Water the plants	Do a virtual museum or zoo tour https://govalleykids.com/virtual-field-trips/	Have a picnic outside
Complete a task on Reading Eggs	15 star jumps	Draw a picture of your pet


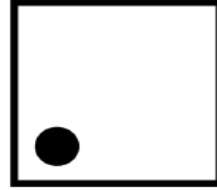


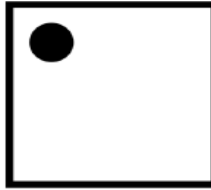


Name: _____






Subitising Numbers

Colour the squares that match the number.






1








2



3



4



5

