

Coota Gulla Preschool - Take Home Learning Pack

Term 3, Week 3



Dear families,

Please find the learning from home work for this week attached. Children can complete the activities more than once if they would like to.

If you can, we ask that you send a photo/video of the work your child has completed. All photos/videos can be uploaded in your child's portfolio or sent via ClassDojo messages.

Taking photos of the tasks your child completes, allows us to see all the wonderful learning that the children are doing as well as allowing us to see which children are learning from home so that we can mark the roll.

Happy learning!

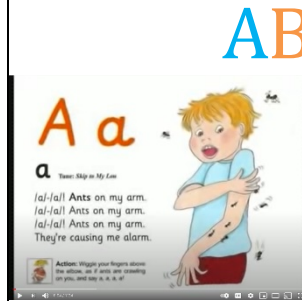
COOTA GULLA PRESCHOOL ACTIVITY GRID

TERM 3 WEEK 3

Listen to the story 'I can brush my teeth!' on Class Dojo




Sing Jolly phonics (sounds of the alphabet)



Listen to the video on class dojo.

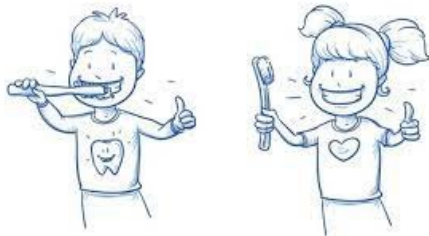
Have a look around your house, what can you find that is red on colour??



Take a photo of the red items and upload them to your class dojo. You could also draw a picture of the red items you find.




Draw a picture of how you brush your teeth?



shutterstock.com - 368621069

Trace and write numbers 1-10



Practise brushing your teeth correctly.




Take a photo of yourself brushing your teeth and upload to class dojo.



Practice writing your name.



Practice jumping like a kangaroo.



Pick two fruits or vegetables.



Take a photo of your fruit or vegetables and post on class dojo.



COOTA GULLA PRESCHOOL ADDITIONAL HOME ACTIVITIES to choose from and complete with your children		TERM 3 WEEK 3
Draw a big and a small toy	Help with cooking	Read a book Talk about what happened in the beginning, middle and end of the story
Engage in yoga	Animal Walk Encourage your child to slither like a snake, jumping like a frog, gallop like a horse, or walk like a bear on all fours.	Make a milkshake
Draw or Paint a shape	Sing a song or nursery rhyme	Eat a healthy lunch
Have a dance party	Brush your hair	Play "I Spy"
Complete a task on Reading Eggs	Practise catching and throwing	Practice putting socks and shoes on

Name: _____

Trace the Shapes

