

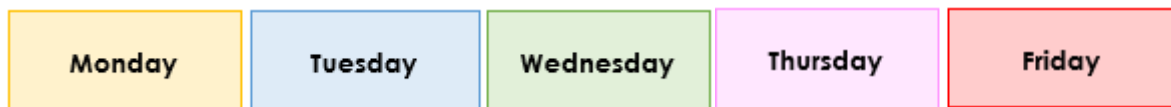
Kindergarten Take Home Learning Pack

Term 4, Week 2















Dear parents/carers,

Please complete set activities in the booklet each day at home. Only complete the 5 lessons for each day. In addition, you may complete the variety of activities in the work grid daily. If you can, upload pictures of your work on ClassDojo via portfolio or a private message to your teacher to mark and receive feedback. Alternatively, bring your completed work to school when you come and collect your new booklet. Happy learning!



Kindergarten Work Grid

Complete each of these activities at home every day!
Term 4, 2021

 Write your name and make your name using play dough and other materials	 Do a physical activity for at least 30 minutes.	 Visit the website https://storyboxlibrary.com.au/login and listen to a story. Username & password: lwps
 Play a board game, cards or sing a song with someone in your family	 Visit the website www.abcya.com/ and play 2 games.	 Read a book, draw a picture, and write something about the book
 https://taronga.org.au/taronga-tv Join an animal talk	 https://family.gonoodle.com/ Join in some movement and mindfulness videos	 Visit the PM website https://app.pmeollection.com.au/login and complete at least 1 story daily.
 Visit the website https://readingeggs.com.au/login/ and complete 2 activities daily	 Practise counting forwards and backwards. Practise counting objects and adding 2 groups together	 https://www.wildlifesydney.com.au/what-s-inside/virtual-zoo/virtual-keeper-talks/ Join an animal talk or a live tour https://www.wildlifesydney.com.au/what-s-inside/virtual-zoo/live-streams/

QR Code



1. Open the camera on your phone
2. Hold your device over a QR code
3. The device automatically scans the code and press the link that opens

Revision

Segmenting & blending 'ch'



Segmenting & blending 'sh'



Monday: Rocket Words

Instructions

Read the instructions and complete the activity.

Monday



Rocket Words

V	S	X	H	V	B	O	L	S	O	F	A
C	O	J	Y	O	D	F	I	Q	M	J	L
N	Q	U	O	F	M	H	W	E	N	T	L
O	H	M	U	F	R	Y	T	H	I	S	B
W	Q	P	Z	C	D	I	D	Q	X	C	U
L	P	X	F	T	P	T	H	E	Y	L	T
W	E	K	O	S	E	E	B	A	I	T	D
F	B	I	G	F	C	D	U	M	K	W	E


Find the following words in the puzzle.
Words are hidden → and ↓ .

ALL
BIG
BUT
DID
JUMP

NOW
OFF
SEE
THEY
THIS

WENT
YOU

Monday: Writing – Response to text



Monday: Read Aloud



Trace the words and try and write the rest of the response on your own.

The small girl was lonely. She
was given a toy gorilla for
her birthday but the toy
gorilla grew and grew. It
became a _____ gorilla.

Monday: Phonological Awareness – Segmenting

Instructions

Segment the phonemes in the words below and write the graphemes in the boxes. The first one has been done for you.

Monday



this

th i s

bath

chip

wash

lock

buzz

Monday: Phonics - ew

Instructions

Complete the activities underneath.

Monday



ew



screw

stew _____ stew _____

drew _____ drew _____

grew _____ grew _____

few _____ few _____

screw _____ screw _____

st__



gr__



dr__



f__



Write the past tense of these words.

stew _____ grow _____ blow _____

draw _____ screw _____ fly _____

He will _____ the pieces together.

All the plants _____ after the rain.

She _____ a beautiful sketch.

There are only a _____ biscuits left.

We made a vegetable _____.

Monday: Maths - Dice

Instructions

Write the number sentence for each pair of dice.

Monday: TEN



$$\underline{\quad} + \underline{\quad} = \underline{\quad}$$



$$\underline{\quad} + \underline{\quad} = \underline{\quad}$$



$$\underline{\quad} + \underline{\quad} = \underline{\quad}$$



$$\underline{\quad} + \underline{\quad} = \underline{\quad}$$



$$\underline{\quad} + \underline{\quad} = \underline{\quad}$$



$$\underline{\quad} + \underline{\quad} = \underline{\quad}$$



$$\underline{\quad} + \underline{\quad} = \underline{\quad}$$



$$\underline{\quad} + \underline{\quad} = \underline{\quad}$$



$$\underline{\quad} + \underline{\quad} = \underline{\quad}$$



$$\underline{\quad} + \underline{\quad} = \underline{\quad}$$



$$\underline{\quad} + \underline{\quad} = \underline{\quad}$$



$$\underline{\quad} + \underline{\quad} = \underline{\quad}$$



$$\underline{\quad} + \underline{\quad} = \underline{\quad}$$



$$\underline{\quad} + \underline{\quad} = \underline{\quad}$$



$$\underline{\quad} + \underline{\quad} = \underline{\quad}$$

Tuesday: Rocket Words

Instructions

Read the instructions and complete the activity.

Tuesday



Use the key to colour the stars

like= blue

went= orange

as= yellow

to= green

an= pink

are= purple

see= brown

no= red

Tuesday: Writing – Orientation

When
Cold night
On Tuesday
Yesterday
Now
Warm day

Where
back at the house
bedroom
upstairs
around the tent
Outside

How
tiptoeed
slowly
bravely
as quick as flash
happily

Tuesday: Orientation



Trace the words and try and write the rest of the story on your own.

Choose a 'when' word

Hannah was reading books
and she was drawing pictures

Choose a 'where' word

She
had

Choose a 'how' word

asked her Dad to get her a

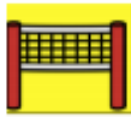
Choose a character from tomorrow's plan

Tuesday: Phonological Awareness - Rhyming

Instructions

Look at the pictures below and match the 2 pictures that rhyme. The first one has been done for you.

Tuesday



net



sit



kite



mop



sat



bite



hop



bat



wet



bit

Draw 2 pictures that rhyme with "rot"



rot



Tuesday: Phonics - ue

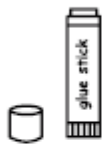
Instructions

Complete the activities underneath.

Tuesday



ue



glue

true _____ true _____

due _____ due _____

clue _____ clue _____

blue _____ blue _____

glue _____ glue _____

d____



arg____



tr____



cl____



Write the "ue" words in alphabetical order.

Use the _____ to fix the broken vase.

Yes, it is _____.

The train is _____ at nine o'clock.

The detective looked for a _____.

Please don't _____ over silly things.

Tuesday: Maths – Ordinal Numbers

Instructions

Read the instructions and complete the activity.

Tuesday



- 1 Say and trace the ordinal numbers.


start

1st	2nd	3rd	4th	5th
				6th
				7th
		8th	9th	10th

finish



These children are lining up outside their classroom.



- 2 Who is:

1st? _____

4th? _____

8th? _____

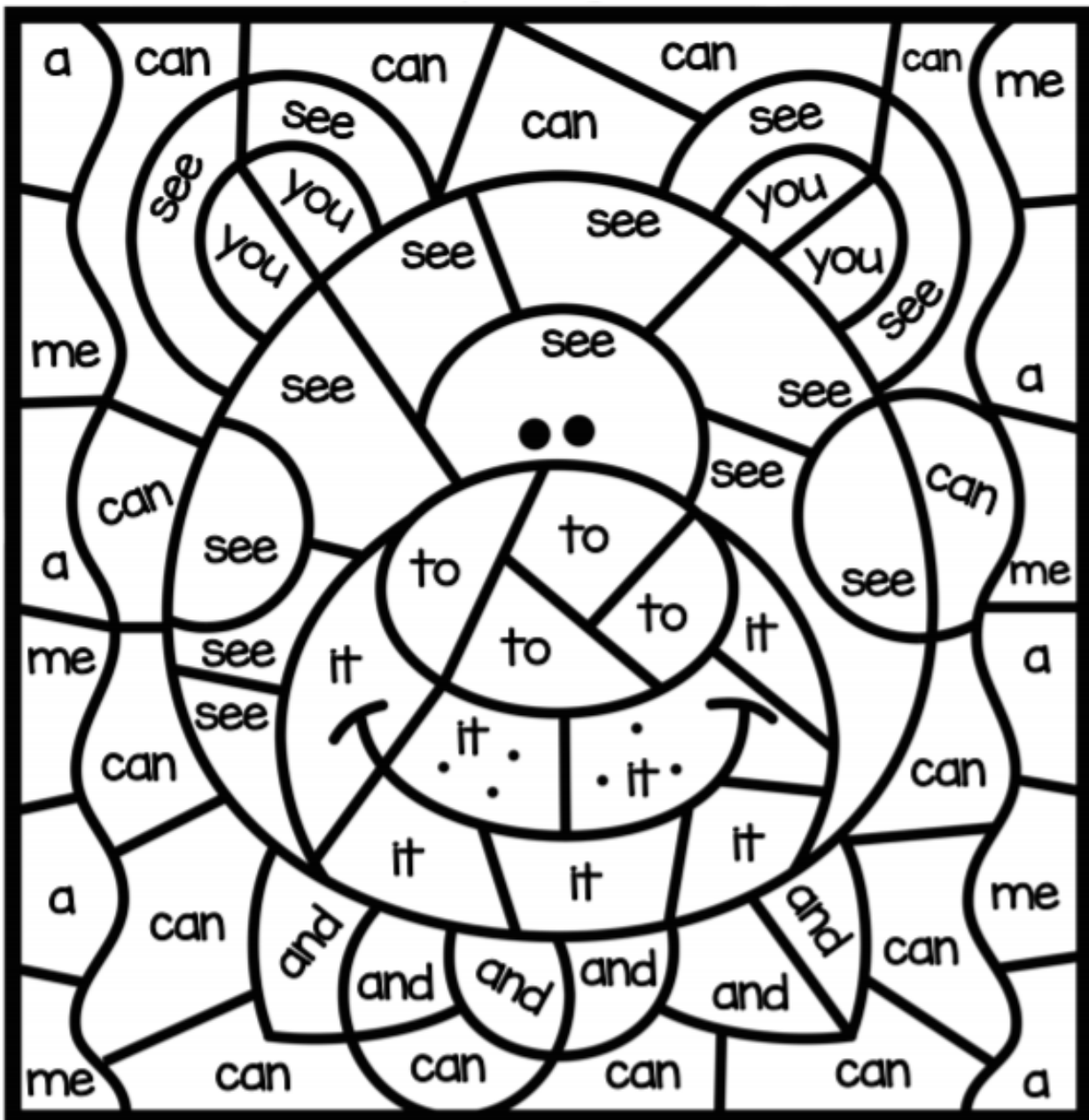
10th? _____

Wednesday: Rocket Words

Instructions

Use the key below to colour the words in the picture.

Wednesday



©primary playground



Wednesday: Writing – Complication



Wednesday: Complication



Trace the words and try and write the rest of the story on your own.

Hannah went to bed and she
found a _____

Choose an adjective

_____. That night the
Yesterday's character

same adjective

same character

grew and grew.

Adjectives

fluffy, large, small, big, round, huge, long, tall, spots, brown, black,
tiny, grey, white, cute, loud, quiet, pretty, beautiful, scary, ugly

Wednesday: Phonological Awareness - Rhyming

Instructions

Look at the pictures below and match the 2 pictures that rhyme. The first one has been done for you.

Wednesday



tin



cap



shell



man



chop



bell



tap



pop



win



can

Draw 2 pictures that rhyme with "hill"



hill



Wednesday: Phonics - oo

Instructions

Complete the activities underneath.

Wednesday



oo



moon

too _____ too _____

zoo _____ zoo _____

food _____ food _____

boot _____ boot _____

moon _____ moon _____

f__d



b__t



s__n




z__



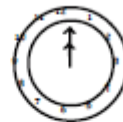
m__n



r__m



n__n



sp__n



oo oo oo d oo m

They will come soon.

They _____



Wednesday: Maths – Ordinal Numbers

Instructions

Read the instructions and complete the activity.

Wednesday



Colour the 2nd dog




Colour the 5th cupcake



Colour the 3rd octopus



2  Look at this race. Write the ordinal numbers to show the order.



1st

2nd

3rd

Thursday: Rocket Words

Instructions

Play the boardgame

1. Pick any spot on the game board
2. Roll the dice and move to the spot on the game board.
3. Read the word and write in the middle of the gameboard until you reach the top!

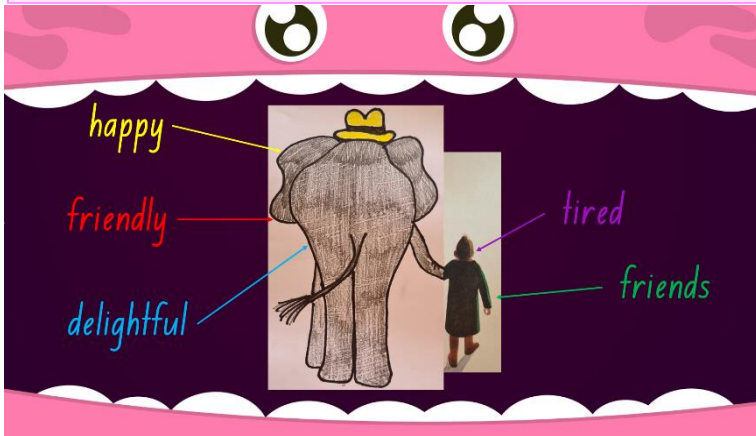
Thursday



can	at	I	is	and	up	can
up					and	at
and					up	I
is					can	is
I					at	and
can					I	up
up					is	at
and						I
is	I	at	can	up	and	is

©2020 FunLearningForKids.com

Thursday: Writing – Resolution



Thursday: Resolution



Trace the words and try and write the rest of the story on your own.

The

Choose an adjective

Yesterday's character

looked

and it took Hannah to

Choose an adjective

Choose a place

Hannah had so much fun but

Places

zoo, farm, city, school, beach, park, shops, cinema


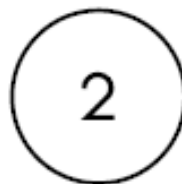




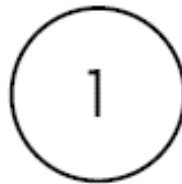
Thursday: Phonological Awareness – Syllables

Instructions

Say each word out loud while you clap the syllables. Colour the correct number.



Thursday



Thursday: Phonics – u_e

Instructions

Complete the activities underneath.

Thursday



u_e



flute

rule

rule

rude

rude

brute

brute

prune

prune

June

June

_ _ u _ e




_ _ u _ e



_ _ u _ e



_ u _ e



Read then draw:

I love eating

--	--	--	--	--

.

--	--	--	--

 is in winter.

The

--	--	--	--	--

 has a soft tune.

Thursday: Maths – Position

Instructions

*Is the frog on the left or right?
Circle the correct answer.*

Thursday



left right



left right



left right



left right



left right



left right



left right



left right



left right

Free Choice Friday

Complete at least two (2) activities and make sure you take a picture and upload on ClassDojo .



Treasure hunt



Hide one of your toys and make a map for someone to find it.

Soccer



Practice kicking the ball with someone, or use crumpled up paper.

Weather



Draw a picture of the weather today.

Helping Hands



Help someone make lunch or dinner at home.

Music



Make your own maracas using recycled materials.

Rocket Words



Use leaves or sticks outside to spell your rocket words

Safety



Draw a picture of how you would safely cross the road.

Art/Craft




Use paper rolls and paint to make an artwork.

Reading




Read a story with someone at home.


Free Choice Friday: Treasure Map




Free Choice Friday: Safety



Free Choice Friday: Weather

A large, empty rectangular box with a black border, intended for students to engage in weather-related activities or projects.

Free Choice Friday: Art/Craft

A large, empty rectangular box with a black border, intended for students to engage in art or craft projects.