

# Kindergarten Take Home Learning Pack

## Term 3, Week 8















Dear parents/carers,

Please complete set activities in the booklet each day at home. Only complete the 5 lessons for each day. In addition, you may complete the variety of activities in the work grid daily. If you can, upload pictures of your work on ClassDojo via portfolio or a private message to your teacher to mark and receive feedback. Alternatively, bring your completed work to school when you come and collect your new booklet. Happy learning!

Monday	Tuesday	Wednesday	Thursday	Friday
--------	---------	-----------	----------	--------

## Kindergarten Work Grid

Complete each of these activities at home every day!  
Term 3, 2021


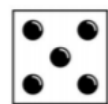



 <p>Visit the website <a href="http://www.abcya.com/">www.abcya.com/</a> and play 2 games.</p>	 <p>Visit the PM website <a href="https://app.pmeollection.com.au/login">https://app.pmeollection.com.au/login</a> and complete at least 1 story daily.</p>	 <p>Do a physical activity for at least 30 minutes.</p>
 <p>Practise counting forwards and backwards. Practise counting objects and adding 2 groups together</p>	 <p><a href="https://taronga.org.au/taronga-tv">https://taronga.org.au/taronga-tv</a> Join an animal talk</p>	 <p>Visit the website <a href="https://readingeggs.com.au/login1/">https://readingeggs.com.au/login1/</a> and complete 2 activities daily</p>
 <p>Read a book, draw a picture, and write something about the book</p>	 <p>Play a board game, cards or sing a song with someone in your family</p>	 <p>Write your name and make your name using play dough and other materials</p>
 <p><a href="https://family.gonoodle.com/">https://family.gonoodle.com/</a> Join in some movement and mindfulness videos</p>	 <p><a href="https://www.wildlifesydney.com.au/what-s-inside/virtual-zoo/virtual-keeper-talks/">https://www.wildlifesydney.com.au/what-s-inside/virtual-zoo/virtual-keeper-talks/</a> Join an animal talk or a live tour <a href="https://www.wildlifesydney.com.au/what-s-inside/virtual-zoo/live-streams/">https://www.wildlifesydney.com.au/what-s-inside/virtual-zoo/live-streams/</a></p>	 <p>Help your family with 3 jobs every day</p>

# Monday: Rocket words

Trace the Rocket Words.


RED				
<i>is</i>	<i>I</i>	<i>can</i>	<i>up</i>	<i>am</i>
<i>a</i>	<i>me</i>	<i>be</i>	<i>and</i>	<i>at</i>
BLUE				
<i>for</i>	<i>the</i>	<i>like</i>	<i>in</i>	<i>went</i>
<i>no</i>	<i>go</i>	<i>an</i>	<i>as</i>	<i>to</i>
YELLOW				
<i>we</i>	<i>are</i>	<i>this</i>	<i>my</i>	<i>on</i>
<i>see</i>	<i>of</i>	<i>it</i>	<i>he</i>	<i>was</i>

## Roll a Rocket Word



<i>is</i>	<i>I</i>	<i>a</i>	<i>am</i>	<i>and</i>	<i>can</i>

**Monday:** Writing – description of a horse



Trace the words, fill the blanks, and try and write a sentence on your own.

1. Horses have long legs

2. Horses have a smooth

\_\_\_\_\_.

3. Horses have

\_\_\_\_\_.





4.

\_\_\_\_\_

\_\_\_\_\_.

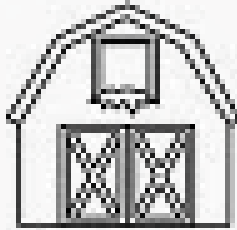
# CVC Rhyming Words

Color the pictures that rhyme with the one on the left.



Name \_\_\_\_\_

# Write the Word



\_\_\_\_\_

-----


\_\_\_\_\_



\_\_\_\_\_

-----


\_\_\_\_\_



\_\_\_\_\_

-----

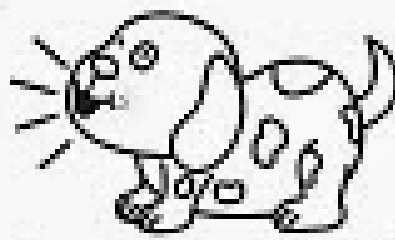
\_\_\_\_\_



\_\_\_\_\_

-----


\_\_\_\_\_



\_\_\_\_\_

-----


\_\_\_\_\_



\_\_\_\_\_

-----

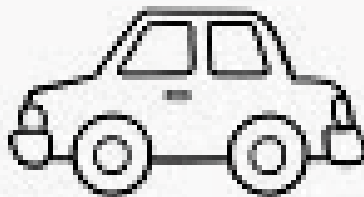
\_\_\_\_\_



\_\_\_\_\_

-----

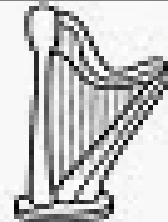
\_\_\_\_\_



\_\_\_\_\_

-----

\_\_\_\_\_



\_\_\_\_\_

-----

\_\_\_\_\_

© Miss Griffiths

## Word Bank


jar  
card  
bark

scarf  
barn  
car


harp  
star  
shark

Monday: Maths – Dominoes

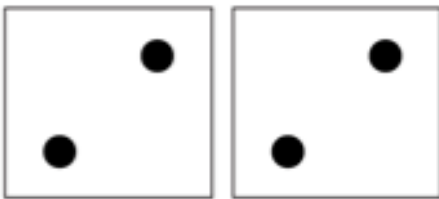
# Count and Match.




9




4



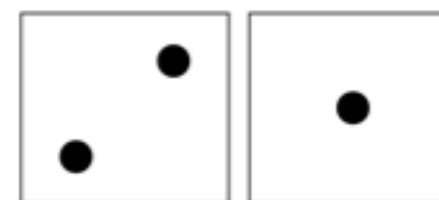
3



7



5







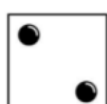

8

## Tuesday: Rocket Words

Trace the Rocket Words.

<b>RED</b>				
<i>is</i>	<i>I</i>	<i>can</i>	<i>up</i>	<i>am</i>
<i>a</i>	<i>me</i>	<i>be</i>	<i>and</i>	<i>at</i>
<b>BLUE</b>				
<i>for</i>	<i>the</i>	<i>like</i>	<i>in</i>	<i>went</i>
<i>no</i>	<i>go</i>	<i>an</i>	<i>as</i>	<i>to</i>
<b>YELLOW</b>				
<i>we</i>	<i>are</i>	<i>this</i>	<i>my</i>	<i>on</i>
<i>see</i>	<i>of</i>	<i>it</i>	<i>he</i>	<i>was</i>

## Roll a Rocket Word



<i>be</i>	<i>up</i>	<i>me</i>	<i>at</i>	<i>the</i>	<i>for</i>

Tuesday: Writing – Habitat of a Horse

**TUESDAY** The habitat of a horse



Ocean



Beach



Jungle



Land



Snow



Plain



Desert



Forest



Farm

Trace the words and try and write both sentence on your own.

1. Horses live on land.

---

2. Horses live on plains

---

3. Horses live on a farm.

---








**Tuesday:** Phonological awareness

Name: \_\_\_\_\_


Date: \_\_\_\_\_

# Winter Rhymes

Color the pictures that rhyme with the picture in the skate.

<p>wig</p> 	 <p>dig</p>	 <p>big</p>	 <p>pig</p>	 <p>lid</p>
<p>lip</p> 	 <p>dip</p>	 <p>sit</p>	 <p>rip</p>	 <p>zip</p>
<p>kid</p> 	 <p>lid</p>	 <p>dig</p>	 <p>rid</p>	 <p>hid</p>
<p>bin</p> 	 <p>win</p>	 <p>pig</p>	 <p>pin</p>	 <p>fin</p>
<p>kit</p> 	 <p>pit</p>	 <p>bit</p>	 <p>rip</p>	 <p>sit</p>

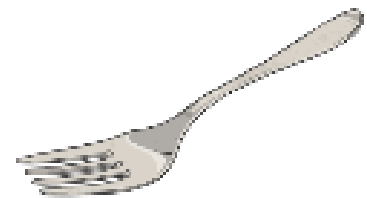
Trace the 'or' words and match the word to the correct picture



fork



corn



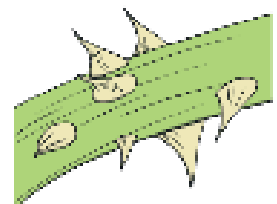
horn



thorn



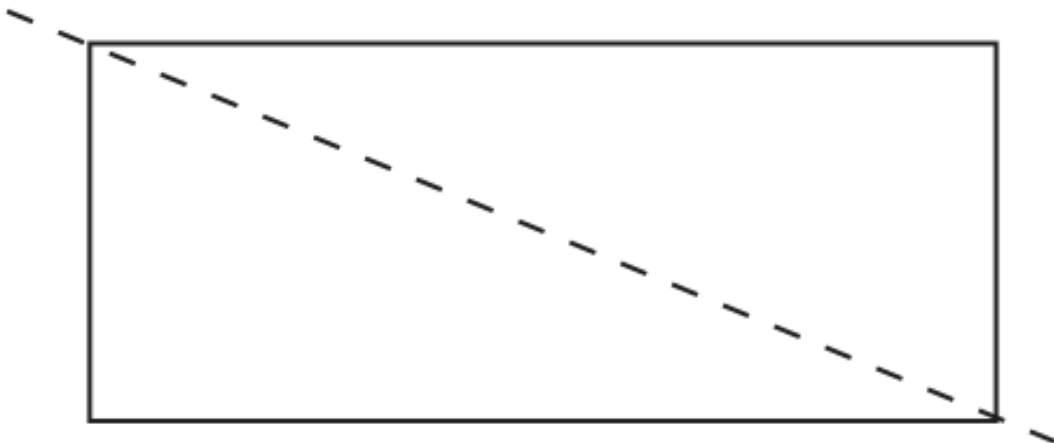
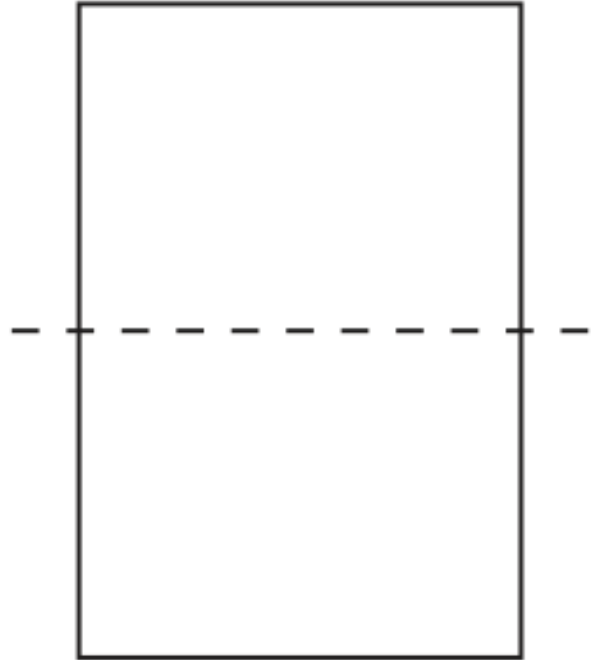
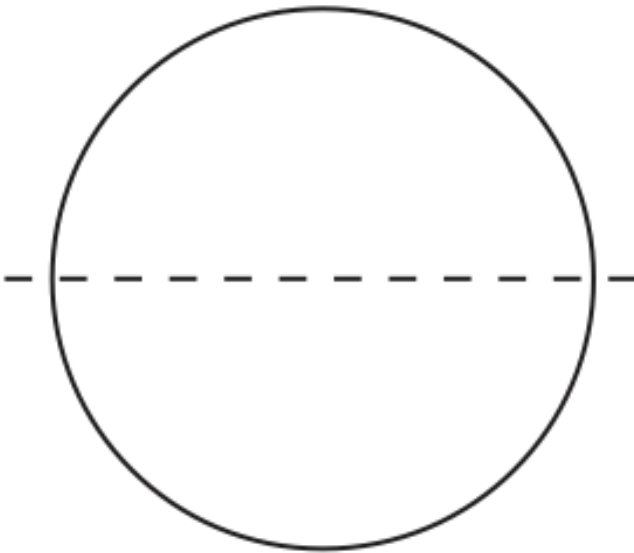
torch



## Tuesday: Maths – Fractions

Find  $\frac{1}{2}$

Can you colour  $\frac{1}{2}$  of each shape red and  $\frac{1}{2}$  of each shape green?  
How much of each shape is coloured in?





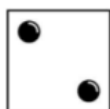



## Wednesday: Rocket Words

Trace the Rocket Words.

RED				
<i>is</i>	<i>I</i>	<i>can</i>	<i>up</i>	<i>am</i>
<i>a</i>	<i>me</i>	<i>be</i>	<i>and</i>	<i>at</i>
BLUE				
<i>for</i>	<i>the</i>	<i>like</i>	<i>in</i>	<i>went</i>
<i>no</i>	<i>go</i>	<i>an</i>	<i>as</i>	<i>to</i>
YELLOW				
<i>we</i>	<i>are</i>	<i>this</i>	<i>my</i>	<i>on</i>
<i>see</i>	<i>of</i>	<i>it</i>	<i>he</i>	<i>was</i>

## Roll a Rocket Word




<i>is</i>	<i>I</i>	<i>a</i>	<i>am</i>	<i>and</i>	<i>can</i>

## Wednesday: Writing – Diet of a horse

**WEDNESDAY**

### The Diet of a Horse



grass  
grains  
hay  
water  
fruits  
vegetables

Trace the words, fill the blanks, and try and write a sentence on your own.

1. Horses eat grass.

2. Horses eat g\_\_\_\_\_.

3. Horses eat

\_\_\_\_\_.

4. \_\_\_\_\_

\_\_\_\_\_.

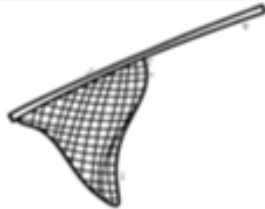
Name \_\_\_\_\_

# I CAN RHYME MY CVC WORDS

Directions: Color the picture that rhymes in each row.



wet



net



bed



jet



wig



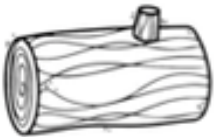
fin



pig



pin



log



hot



pot



dog



hut



cup



cut



tub



bat



cat




map



hat

Complete these 'ore' words.

ore



tore



store



core



chore



s

\_\_\_\_\_



sn

\_\_\_\_\_



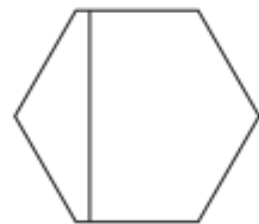
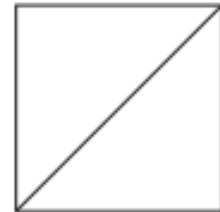
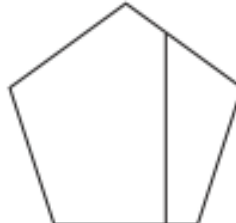
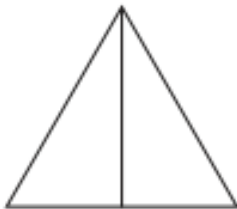
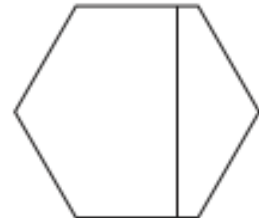
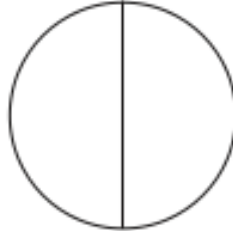

www.kindergartenworksheets.net

# Halves Worksheet

Name \_\_\_\_\_

Color the happy face for shapes that are halves.  
Color the sad face for shapes that are not halves.

## Half or Not?







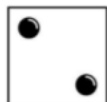



# Thursday: Rocket Words

Trace the Rocket Words.

RED				
<i>is</i>	<i>I</i>	<i>can</i>	<i>up</i>	<i>am</i>
<i>a</i>	<i>me</i>	<i>be</i>	<i>and</i>	<i>at</i>
BLUE				
<i>for</i>	<i>the</i>	<i>like</i>	<i>in</i>	<i>went</i>
<i>no</i>	<i>go</i>	<i>an</i>	<i>as</i>	<i>to</i>
YELLOW				
<i>we</i>	<i>are</i>	<i>this</i>	<i>my</i>	<i>on</i>
<i>see</i>	<i>of</i>	<i>it</i>	<i>he</i>	<i>was</i>

## Roll a Rocket Word



<i>be</i>	<i>up</i>	<i>me</i>	<i>at</i>	<i>the</i>	<i>for</i>

THURSDAY

## Interesting Facts About Horses

1. Horses can sleep standing up
2. A Baby horse is called a foal
3. Horses eyes are bigger than any other mammal on land
4. There are over 60 million horses on Earth
5. Horses are social, so they get lonely when they are by themselves
6. Horses can see better at night than humans
7. Male horses have more teeth than female horses



Trace the words, fill the blanks, and try and write a sentence on your own.

1. Horses can sleep standing

up.

2. A baby horse is called a

f\_\_\_\_\_.

3. \_\_\_\_\_

\_\_\_\_\_.

4. \_\_\_\_\_

\_\_\_\_\_.

Name: \_\_\_\_\_

# Count My Syllables

Color in the correct number of syllables for each word.



monkey



apple



egg

1

2

3

1

2

3

1

2

3



jellybean



rabbit



octopus

1

2

3

1

2

3

1

2

3



grass



koala



marshmallow

1

2

3

1

2

3


1

2

3

Trace and say the 'aw' words  
then colour the pictures.

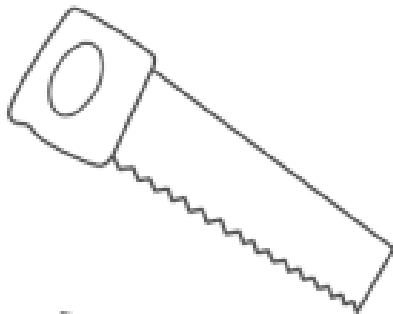
aw




fawn




yawn



saw



paw



hawk

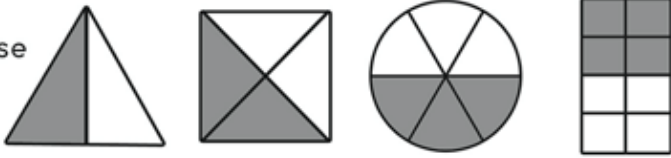


straw

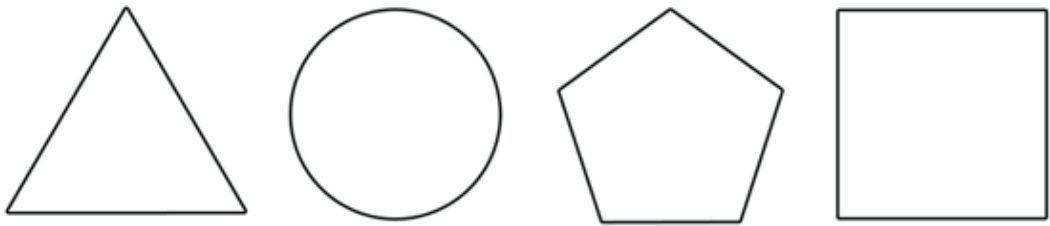
# ONE HALF

One half can be written  $\frac{1}{2}$  or  $\frac{2}{4}$  or  $\frac{3}{6}$  or  $\frac{4}{8}$


One half of each of these figures is shaded:



Colour one half of each of these shapes:



Colour one half of each of these groups of animals:



Kindergarten

## Thursday Wellbeing Day

Choose 1 task and complete the activity.



### Cloud watching

Go outside and lay down or sit next to a window and look at the sky. What can you see? Can you see patterns, pictures?



### Colouring

Get your favourite pencils, crayons or pens and draw a picture for someone in your family. Tell them how much you love them.



### Dancing

Put on some of your favourite music and dance with your family.








# Friday: Rocket Words

Trace the Rocket Words.

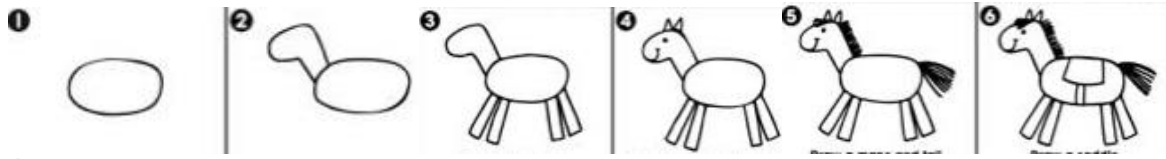
RED				
<i>is</i>	<i>I</i>	<i>can</i>	<i>up</i>	<i>am</i>
<i>a</i>	<i>me</i>	<i>be</i>	<i>and</i>	<i>at</i>
BLUE				
<i>for</i>	<i>the</i>	<i>like</i>	<i>in</i>	<i>went</i>
<i>no</i>	<i>go</i>	<i>an</i>	<i>as</i>	<i>to</i>
YELLOW				
<i>we</i>	<i>are</i>	<i>this</i>	<i>my</i>	<i>on</i>
<i>see</i>	<i>of</i>	<i>it</i>	<i>he</i>	<i>was</i>

## Roll a Rocket Word




<i>is</i>	<i>I</i>	<i>a</i>	<i>am</i>	<i>and</i>	<i>can</i>

**Friday: Writing – Horse**



Picture:



*Trace the sentence and copy underneath.*


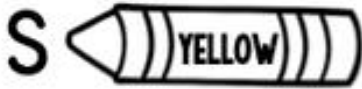


*My horse has a soft coat.*



Name \_\_\_\_\_

© Miss Giraffe

# LETTER SOUNDS





**Friday:** Phonics –ar, or, ore and aw

Colour the 'ar' words blue.

Colour the 'or' words red.

Colour the 'ore' words yellow.

Colour the 'aw' words green.

Draw a picture for each word.



car



paw



core



fork



claw



shark



park



corn

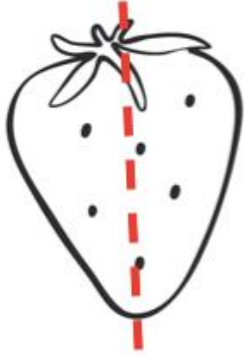


shore

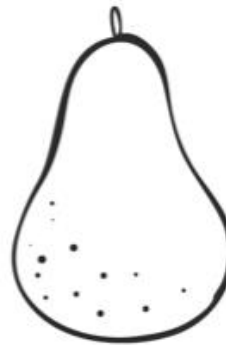

# Friday: Maths – Halves

Half means two equal parts of one whole.

Draw a line to divide each fruit into two equal parts.  
Colour one half of the fruit green. Write  $\frac{1}{2}$  beside it.



$\frac{1}{2}$



www.cleverlearner.com

Kindergarten


## Friday Wellbeing Day

Choose 1 task and complete the activity.



### Sock Puppet

Use an old sock and create a sock puppet. Can you put a show on for someone at home?



### Helping Hands

Help someone at home by cleaning, helping make food, throwing the rubbish, cleaning your toys, packing away.



### Nature Walk

Go outside for a nature walk. Get 3 things that catch your interest.

