

# Kindergarten Take Home Learning Pack

## Term 3, Week 7














Dear parents/carers,

Please complete set activities in the booklet each day at home. Only complete the 5 lessons for each day. In addition, you may complete the variety of activities in the work grid daily. If you can, upload pictures of your work on ClassDojo via portfolio or a private message to your teacher to mark and receive feedback. Alternatively, bring your completed work to school when you come and collect your new booklet. Happy learning!

Monday	Tuesday	Wednesday	Thursday	Friday
--------	---------	-----------	----------	--------

## Kindergarten Work Grid

Complete each of these activities at home every day!  
Term 3, 2021

 <p>Visit the website <a href="http://www.abcya.com/">www.abcya.com/</a> and play 2 games.</p>	 <p>Visit the PM website <a href="https://app.pmeollection.com.au/login">https://app.pmeollection.com.au/login</a> and complete at least 1 story daily.</p>	 <p>Do a physical activity for at least 30 minutes.</p>
 <p>Practise counting forwards and backwards. Practise counting objects and adding 2 groups together</p>	 <p><a href="https://taronga.org.au/taronga-tv">https://taronga.org.au/taronga-tv</a> Join an animal talk</p>	 <p>Visit the website <a href="https://readingeggs.com.au/login1/">https://readingeggs.com.au/login1/</a> and complete 2 activities daily</p>
 <p>Read a book, draw a picture, and write something about the book</p>	 <p>Play a board game, cards or sing a song with someone in your family</p>	 <p>Write your name and make your name using play dough and other materials</p>
 <p><a href="https://family.gonoodle.com/">https://family.gonoodle.com/</a> Join in some movement and mindfulness videos</p>	 <p><a href="https://www.wildlifesydney.com.au/what-s-inside/virtual-zoo/virtual-keeper-talks/">https://www.wildlifesydney.com.au/what-s-inside/virtual-zoo/virtual-keeper-talks/</a> Join an animal talk or a live tour <a href="https://www.wildlifesydney.com.au/what-s-inside/virtual-zoo/live-streams/">https://www.wildlifesydney.com.au/what-s-inside/virtual-zoo/live-streams/</a></p>	 <p>Help your family with 3 jobs every day</p>

# Monday: Rocket words

## Red Rocket Words

is	can	am	me	and
I	up	a	be	at

## Blue Rocket Words

for	like	went	go	as
the	in	no	an	to

## Yellow Rocket Words

we	this	on	of	he
are	my	see	it	was

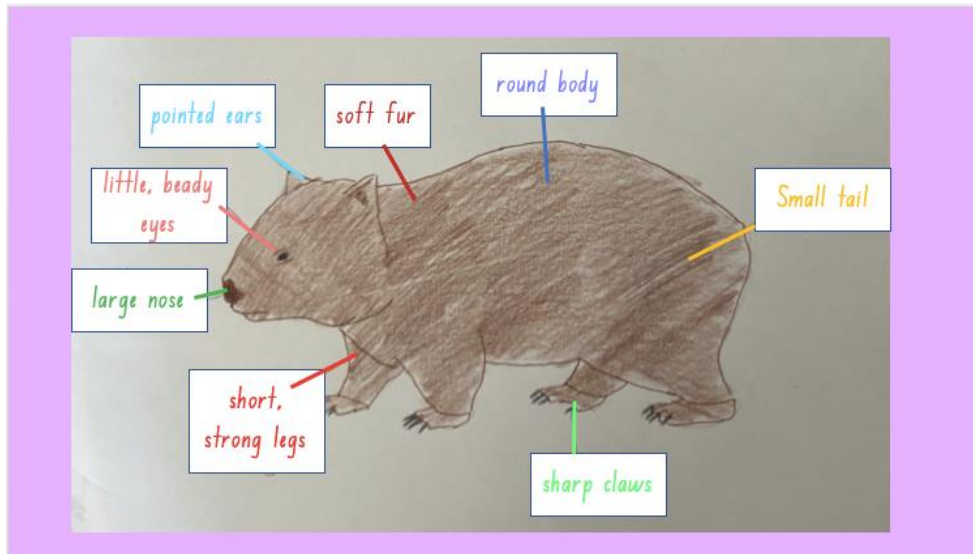
Trace and copy and the words next to it.

RED	
is	
I	
can	
up	
am	
a	
me	
be	
and	
at	

BLUE	
for	
the	
like	
in	
went	
no	
go	
an	
as	
to	

YELLOW	
we	
are	
this	
my	
on	
see	
of	
it	
he	
was	

**Monday:** Writing – description of a wombat



Trace the words, fill the blanks, and try and write a sentence on your own.

1. Wombats have short,  
strong legs.

2. Wombats have a round  
b\_\_\_\_\_.

3. Wombats have

\_\_\_\_\_.

4. \_\_\_\_\_

\_\_\_\_\_.

# Monday: Phonological Awareness

©Mrs. Vanessa Wong 2018



-og

Name: \_\_\_\_\_

## READ, WRITE AND COLOR

read	write	color
<b>dog</b> ● ● ● →		
<b>log</b> ● ● ● →		
<b>jog</b> ● ● ● →		
<b>fog</b> ● ● ● →		
<b>hog</b> ● ● ● →		

**Monday:** Phonics – ng

Add 'ng' to the end of the word and  
find the picture to match.

si ng



wi \_\_\_\_\_



ri \_\_\_\_\_




ki \_\_\_\_\_



Name: \_\_\_\_\_

# I-10 Count and Match

Directions: Count the dots on the balloons.  
Draw a string to the matching bear.



## Tuesday: Rocket Words

### Red Rocket Words

<i>is</i>	<i>can</i>	<i>am</i>	<i>me</i>	<i>and</i>
<i>I</i>	<i>up</i>	<i>a</i>	<i>be</i>	<i>at</i>

### Blue Rocket Words

<i>for</i>	<i>like</i>	<i>went</i>	<i>go</i>	<i>as</i>
<i>the</i>	<i>in</i>	<i>no</i>	<i>an</i>	<i>to</i>

### Yellow Rocket Words

<i>we</i>	<i>this</i>	<i>on</i>	<i>of</i>	<i>he</i>
<i>are</i>	<i>my</i>	<i>see</i>	<i>it</i>	<i>was</i>

Trace and copy and the words next to it.

<b>RED</b>	
<i>is</i>	
<i>I</i>	
<i>can</i>	
<i>up</i>	
<i>am</i>	
<i>a</i>	
<i>me</i>	
<i>be</i>	
<i>and</i>	
<i>at</i>	

<b>BLUE</b>	
<i>for</i>	
<i>the</i>	
<i>like</i>	
<i>in</i>	
<i>went</i>	
<i>no</i>	
<i>go</i>	
<i>an</i>	
<i>as</i>	
<i>to</i>	

<b>YELLOW</b>	
<i>we</i>	
<i>are</i>	
<i>this</i>	
<i>my</i>	
<i>on</i>	
<i>see</i>	
<i>of</i>	
<i>it</i>	
<i>he</i>	
<i>was</i>	

## Tuesday: Writing – Habitat of a Wombat

### Wombats Habitat



burrows



forested areas



dry grasslands

Trace the words and try and write both sentence on your own.

1. Wombats live in burrows.

---

2. Wombats live in forested  
areas.

---

3. Wombats live in dry  
grasslands.

---








Name: \_\_\_\_\_

# Word Frames



Read the word, color the picture and spell the word.

Read	Color	Spell
bat		<input type="text"/> <input type="text"/> <input type="text"/>
cat		<input type="text"/> <input type="text"/> <input type="text"/>
tap		<input type="text"/> <input type="text"/> <input type="text"/>
jam		<input type="text"/> <input type="text"/> <input type="text"/>
tag		<input type="text"/> <input type="text"/> <input type="text"/>

**Tuesday:** Phonics – ng

Color the **3** pictures  
that have with the **ing** sound.

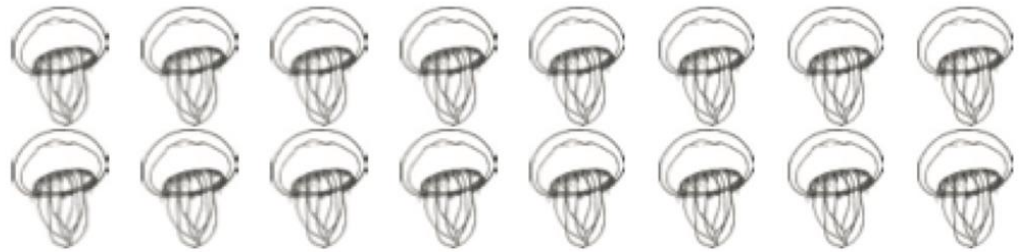


\*king, ring, swing

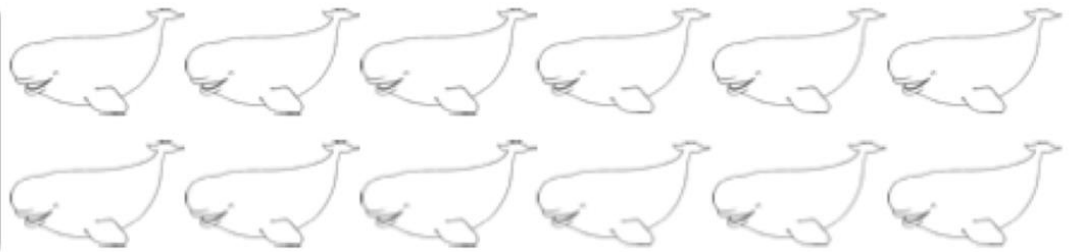
# Under the Sea Count and Colour

Read the number and colour the correct number of objects in each row.

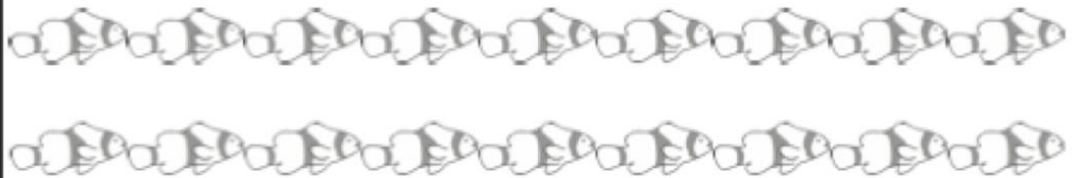
15




11



17



9



13



# Wednesday: Rocket Words

## Red Rocket Words

is	can	am	me	and
I	up	a	be	at

## Blue Rocket Words

for	like	went	go	as
the	in	no	an	to

## Yellow Rocket Words

we	this	on	of	he
are	my	see	it	was

Trace and copy and the words next to it.

RED	
is	
I	
can	
up	
am	
a	
me	
be	
and	
at	

BLUE	
for	
the	
like	
in	
went	
no	
go	
an	
as	
to	

YELLOW	
we	
are	
this	
my	
on	
see	
of	
it	
he	
was	

Wednesday: Writing – Diet of a Wombat

Wombats Diet



Vegetables



Dry leaves



Tree bark



Grass



Herbs



Shrubs

Trace the words, fill the blanks, and try and write a sentence on your own.

1. Wombats eat grass.

2. Wombats eat s\_\_\_\_\_.

3. Wombats eat

\_\_\_\_\_.

4. \_\_\_\_\_

\_\_\_\_\_.

Name: \_\_\_\_\_

# Write My Sound

Write the middle sound of each word.



© My Teaching Pal



l       g



p       g



m       g



b       n



r       t



b       g



p       n



f       x



j       t

Trace and write the 'ng' words.

rung

---

---

---



lung

---

---

---



hung

---

---

---



stung

---

---


---



**Wednesday:** Maths – Area




*Colour the biggest square blue*

*Colour the smallest square red*



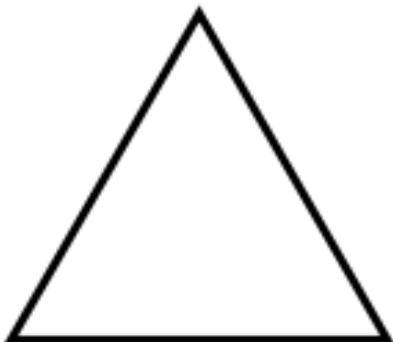
*Colour the biggest circle orange*

*Colour the smallest circle green*



*Colour the biggest triangle purple*

*Colour the smallest triangle pink*





# Thursday: Rocket Words

## Red Rocket Words

is	can	am	me	and
I	up	a	be	at

## Blue Rocket Words

for	like	went	go	as
the	in	no	an	to

## Yellow Rocket Words

we	this	on	of	he
are	my	see	it	was

Trace and copy and the words next to it.

RED	
is	
I	
can	
up	
am	
a	
me	
be	
and	
at	

BLUE	
for	
the	
like	
in	
went	
no	
go	
an	
as	
to	

YELLOW	
we	
are	
this	
my	
on	
see	
of	
it	
he	
was	

**Thursday:** Writing – Interesting facts about wombats

Trace the words, fill the blanks, and try and write a sentence on your own.

Interesting Facts About Wombats

1. Their teeth never stop growing.
2. They have a backwards facing pouch.
3. Wombats are as fast as humans.
4. They are mostly nocturnal.
5. There are 3 species of wombats.
6. Wombats can jump.
7. Wombats usually live alone.



1. Wombats teeth never stop growing.

2. Wombats are as fast as  
H\_\_\_\_\_.


3. \_\_\_\_\_  
\_\_\_\_\_.

4. \_\_\_\_\_  
\_\_\_\_\_.

Name: \_\_\_\_\_

# Color My Sound

Color the beginning sound of each picture.



© My Teaching Pal




- b
- f
- g



- r
- d
- p



- i
- u
- e



- t
- c
- l




- s
- z
- n



- m
- o
- h

Add ng to the end of the words and colour the pictures.



l	o		
---	---	--	--



f	o		
---	---	--	--



s	f	r	o		
---	---	---	---	--	--




s	o		
---	---	--	--




f	o		
---	---	--	--

Area is the space inside a shape.


Count how many squares fit inside each shape.



6 squares




         squares



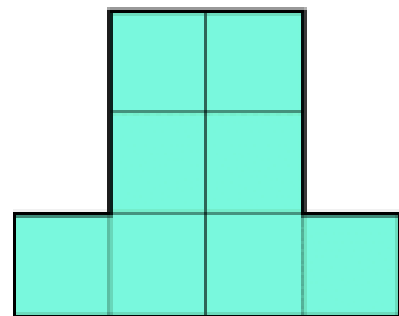
         squares



         squares



         squares



         squares

# Friday: Rocket Words

## Red Rocket Words

is	can	am	me	and
I	up	a	be	at

## Blue Rocket Words

for	like	went	go	as
the	in	no	an	to

## Yellow Rocket Words

we	this	on	of	he
are	my	see	it	was

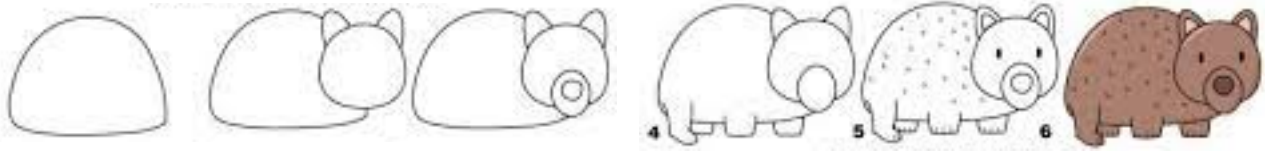
Trace and copy and the words next to it.

RED	
is	
I	
can	
up	
am	
a	
me	
be	
and	
at	

BLUE	
for	
the	
like	
in	
went	
no	
go	
an	
as	
to	

YELLOW	
we	
are	
this	
my	
on	
see	
of	
it	
he	
was	

## Friday: Writing – Wombat



Picture:



Trace the sentence and copy underneath.

*My wombat has short legs.*

---

---

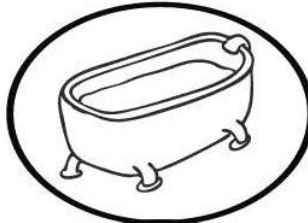
Name \_\_\_\_\_

Date \_\_\_\_\_


## CVC word and picture matching

Draw a line to match the word with the picture. Write the word.

cat




cap

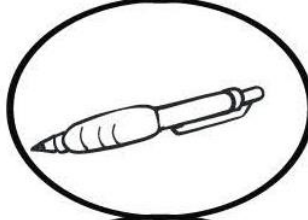


cat


tub



pen



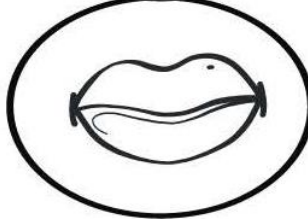
lip



fox



tap





Add 'ng', then draw a line to match the word to the correct picture!

ki\_\_



fa\_\_



ru\_\_



sti\_\_



# THE AREA OF MY HAND



1. Trace your hand in this box.



I used 34 blocks to measure the area of my hand.  
The area of my hand is 34 blocks.

2. I used \_\_\_\_\_ to measure the area of my hand.

3. the area of my hand is \_\_\_\_\_.