

Kindergarten Take Home Learning Pack

Term 3, Week 5












Dear parents/carers,

Please complete set activities in the booklet each day at home. Only complete the 5 lessons for each day. In addition, you may complete the variety of activities in the work grid daily. If you can, upload pictures of your work on ClassDojo via portfolio or a private message to your teacher to mark and receive feedback. Alternatively, bring your completed work to school when you come and collect your new booklet. Happy learning!

Monday	Tuesday	Wednesday	Thursday	Friday
--------	---------	-----------	----------	--------

Kindergarten Work Grid

Complete each of these activities at home every day!
Term 3, 2021

 <p>Visit the website www.abcya.com/ and play 2 games.</p>	 <p>Visit the PM website https://app.pmeollection.com.au/login and complete at least 1 story daily.</p>	 <p>Do a physical activity for at least 30 minutes.</p>
 <p>Practise counting forwards and backwards. Practise counting objects and adding 2 groups together</p>	 <p>https://taronga.org.au/taronqa-tv Join an animal talk</p>	 <p>Visit the website https://readingeggs.com.au/login1/ and complete 2 activities daily</p>
 <p>Read a book, draw a picture, and write something about the book</p>	 <p>Play a board game, cards or sing a song with someone in your family</p>	 <p>Write your name and make your name using play dough and other materials</p>
 <p>https://family.gonoodle.com/ Join in some movement and mindfulness videos</p>	 <p>https://www.wildlifesydney.com.au/what-s-inside/virtual-zoo/virtual-keeper-talks/ Join an animal talk or a live tour https://www.wildlifesydney.com.au/what-s-inside/virtual-zoo/live-streams/</p>	 <p>Help your family with 3 jobs every day</p>

Monday: Rocket words

Red Rocket Words

<i>is</i>	<i>can</i>	<i>am</i>	<i>me</i>	<i>and</i>
<i>I</i>	<i>up</i>	<i>a</i>	<i>be</i>	<i>at</i>

Blue Rocket Words

<i>for</i>	<i>like</i>	<i>went</i>	<i>go</i>	<i>as</i>
<i>the</i>	<i>in</i>	<i>no</i>	<i>an</i>	<i>to</i>

Yellow Rocket Words

<i>we</i>	<i>this</i>	<i>on</i>	<i>of</i>	<i>he</i>
<i>are</i>	<i>my</i>	<i>see</i>	<i>it</i>	<i>was</i>

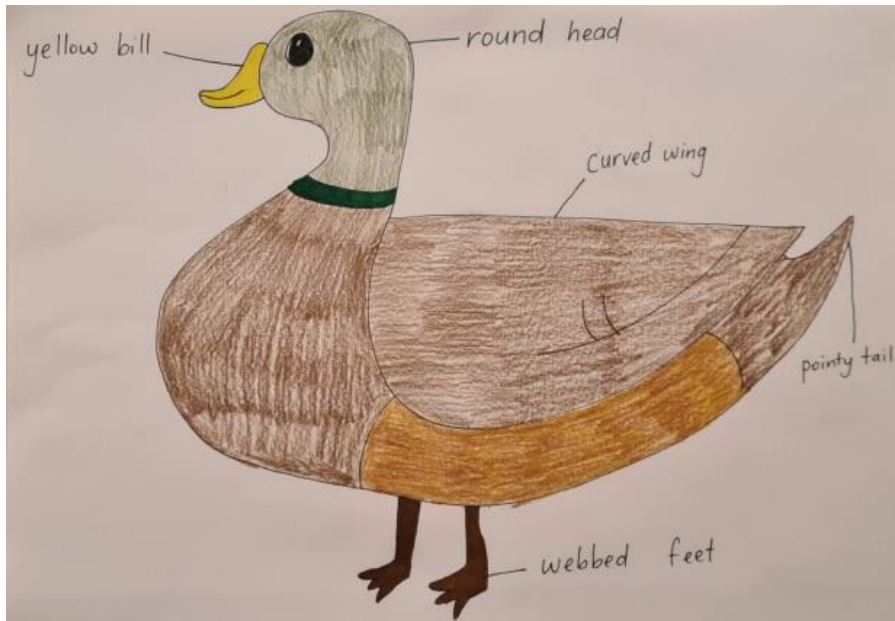
Trace and copy and the words next to it.

RED	
<i>is</i>	
<i>I</i>	
<i>can</i>	
<i>up</i>	
<i>am</i>	
<i>a</i>	
<i>me</i>	
<i>be</i>	
<i>and</i>	
<i>at</i>	

BLUE	
<i>for</i>	
<i>the</i>	
<i>like</i>	
<i>in</i>	
<i>went</i>	
<i>no</i>	
<i>go</i>	
<i>an</i>	
<i>as</i>	
<i>to</i>	

YELLOW	
<i>we</i>	
<i>are</i>	
<i>this</i>	
<i>my</i>	
<i>on</i>	
<i>see</i>	
<i>of</i>	
<i>it</i>	
<i>he</i>	
<i>was</i>	

Monday: Writing – description of a duck



Trace the words, fill the blanks, and try and write a sentence on your own.

1. Ducks have a yellow bill.

2. Ducks have w _____

_____.

3. Ducks have

_____.

4. _____

_____.


Name _____

All About Hh!

1. Color the letter Hh.



2. Color the circles with the letter Hh.



3. Trace the letters below.

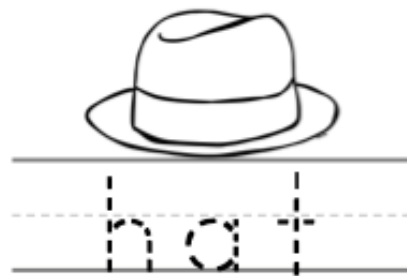


4. Highlight the Hh's in the sentence.



The house
has a
chimney.

5. Trace and read the word.















6. Color the pictures that start with the letter H.



Monday: Phonics – Magic e – ‘a-e’



Magic e with ‘a-e’ Read and Write

Read the ‘a-e’ words below. Look at the pictures and write each word under the correct picture. Read the word again to make sure it’s correct.




cane	cake	cape	face	male	game
tape	safe	case	rake	sale	lake
					
<i>male</i>	<i>rake</i>	<i>cake</i>			
					
<i>cape</i>	<i>lake</i>	<i>tape</i>			
					
<i>case</i>	<i>game</i>	<i>sale</i>			
					
<i>cane</i>	<i>safe</i>	<i>face</i>			

Make 10 Cars

Complete the number sentence to make 10.

$$7 + \boxed{} = 10$$


$$4 + \boxed{} = 10$$

$$2 + \boxed{} = 10$$

$$9 + \boxed{} = 10$$

$$1 + \boxed{} = 10$$

$$5 + \boxed{} = 10$$

Tuesday: Rocket Words

Red Rocket Words

<i>is</i>	<i>can</i>	<i>am</i>	<i>me</i>	<i>and</i>
<i>I</i>	<i>up</i>	<i>a</i>	<i>be</i>	<i>at</i>

Blue Rocket Words

<i>for</i>	<i>like</i>	<i>went</i>	<i>go</i>	<i>as</i>
<i>the</i>	<i>in</i>	<i>no</i>	<i>an</i>	<i>to</i>

Yellow Rocket Words

<i>we</i>	<i>this</i>	<i>on</i>	<i>of</i>	<i>he</i>
<i>are</i>	<i>my</i>	<i>see</i>	<i>it</i>	<i>was</i>

Trace and copy and the words next to it.

RED	
<i>is</i>	
<i>I</i>	
<i>can</i>	
<i>up</i>	
<i>am</i>	
<i>a</i>	
<i>me</i>	
<i>be</i>	
<i>and</i>	
<i>at</i>	

BLUE	
<i>for</i>	
<i>the</i>	
<i>like</i>	
<i>in</i>	
<i>went</i>	
<i>no</i>	
<i>go</i>	
<i>an</i>	
<i>as</i>	
<i>to</i>	

YELLOW	
<i>we</i>	
<i>are</i>	
<i>this</i>	
<i>my</i>	
<i>on</i>	
<i>see</i>	
<i>of</i>	
<i>it</i>	
<i>he</i>	
<i>was</i>	

Tuesday: Writing – Habitat of a Duck



grasslands



wetlands



dam



farm

Trace the words and try and write both sentence on your own.

1. Ducks can live on a farm.

2. Ducks live near water.

3. Ducks live


Name _____

All About Bb!

1. Color the letter Bb.



2. Color the circles with the letter Bb.



3. Trace the letters below.



4. Highlight the Bb's in the sentence.



I see a
big bee.

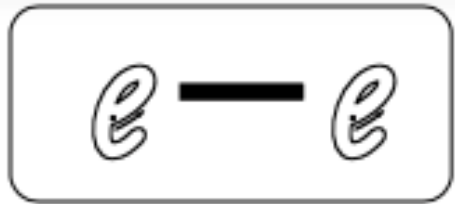
5. Trace and read the word.



6. Color the pictures that start with the letter B.



Trace the magic e words
and try write them by
yourself



delete

Handwriting practice lines for the word 'delete', consisting of a solid top line, a dashed middle line, and a solid bottom line.

theme

Handwriting practice lines for the word 'theme', consisting of a solid top line, a dashed middle line, and a solid bottom line.

pete

Handwriting practice lines for the word 'pete', consisting of a solid top line, a dashed middle line, and a solid bottom line.

eve


Handwriting practice lines for the word 'eve', consisting of a solid top line, a dashed middle line, and a solid bottom line.

sphere

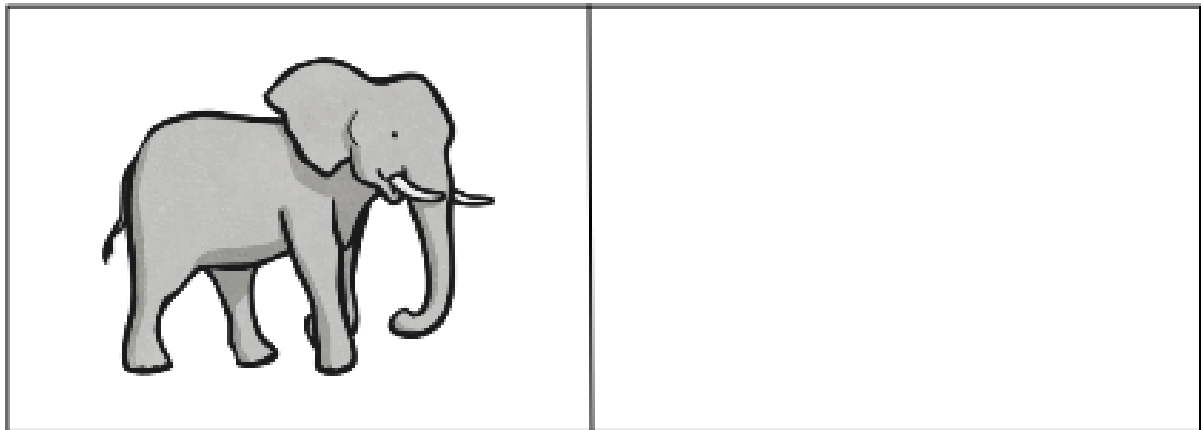
Handwriting practice lines for the word 'sphere', consisting of a solid top line, a dashed middle line, and a solid bottom line.

Draw something shorter than...


a butterfly



an elephant



you



Wednesday: Rocket Words

Red Rocket Words

<i>is</i>	<i>can</i>	<i>am</i>	<i>me</i>	<i>and</i>
<i>I</i>	<i>up</i>	<i>a</i>	<i>be</i>	<i>at</i>

Blue Rocket Words

<i>for</i>	<i>like</i>	<i>went</i>	<i>go</i>	<i>as</i>
<i>the</i>	<i>in</i>	<i>no</i>	<i>an</i>	<i>to</i>

Yellow Rocket Words

<i>we</i>	<i>this</i>	<i>on</i>	<i>of</i>	<i>he</i>
<i>are</i>	<i>my</i>	<i>see</i>	<i>it</i>	<i>was</i>

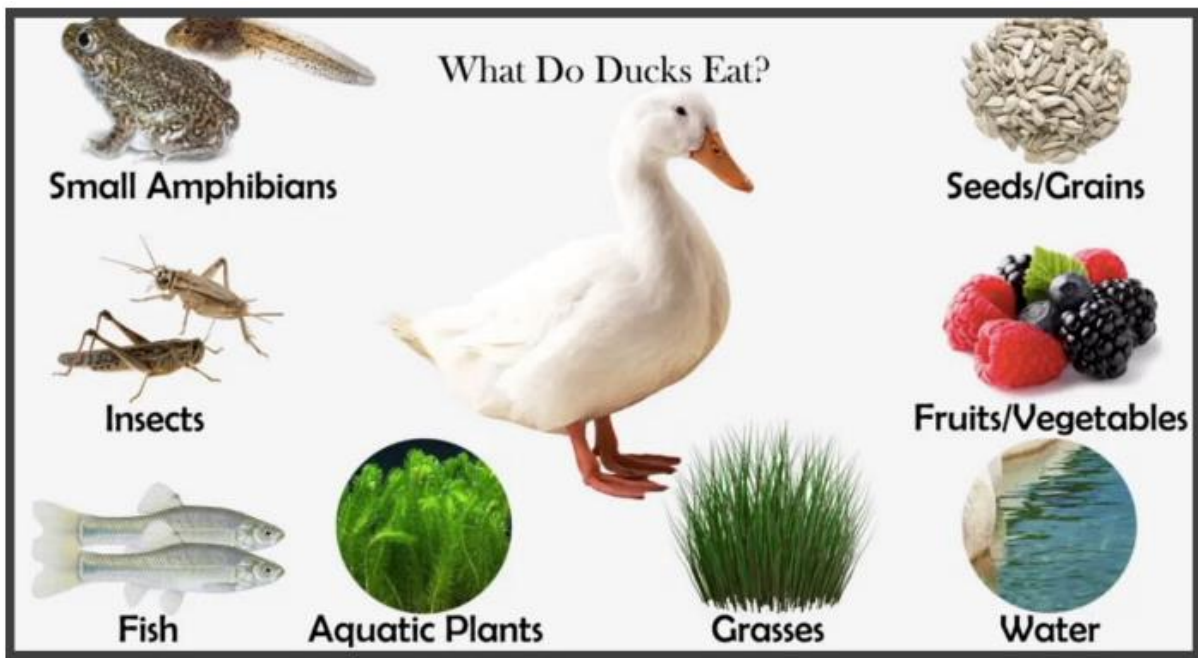
Trace and copy and the words next to it.

RED	
<i>is</i>	
<i>I</i>	
<i>can</i>	
<i>up</i>	
<i>am</i>	
<i>a</i>	
<i>me</i>	
<i>be</i>	
<i>and</i>	
<i>at</i>	

BLUE	
<i>for</i>	
<i>the</i>	
<i>like</i>	
<i>in</i>	
<i>went</i>	
<i>no</i>	
<i>go</i>	
<i>an</i>	
<i>as</i>	
<i>to</i>	

YELLOW	
<i>we</i>	
<i>are</i>	
<i>this</i>	
<i>my</i>	
<i>on</i>	
<i>see</i>	
<i>of</i>	
<i>it</i>	
<i>he</i>	
<i>was</i>	

Wednesday: Writing – Diet of a Duck



Trace the words, fill the blanks, and try and write a sentence on your own.

1. Ducks eat seeds.

2. Ducks eat _____.

3. _____

_____.

4. _____

_____.


Name _____

All About Ff!

1. Color the letter Ff.



2. Color the circles with the letter Ff.



3. Trace the letters below.

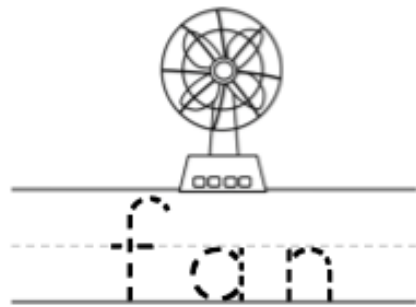


4. Highlight the Ff's in the sentence.




The fox can run fast.

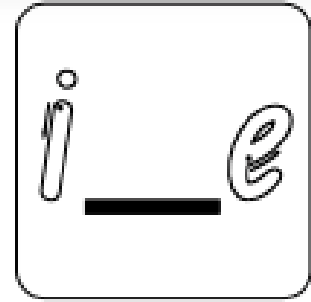
5. Trace and read the word.



6. Color the pictures that start with the letter F.



Trace the magic e 'i_e'
words and draw a line
to match the picture





bite

drive

slide


kite

hive

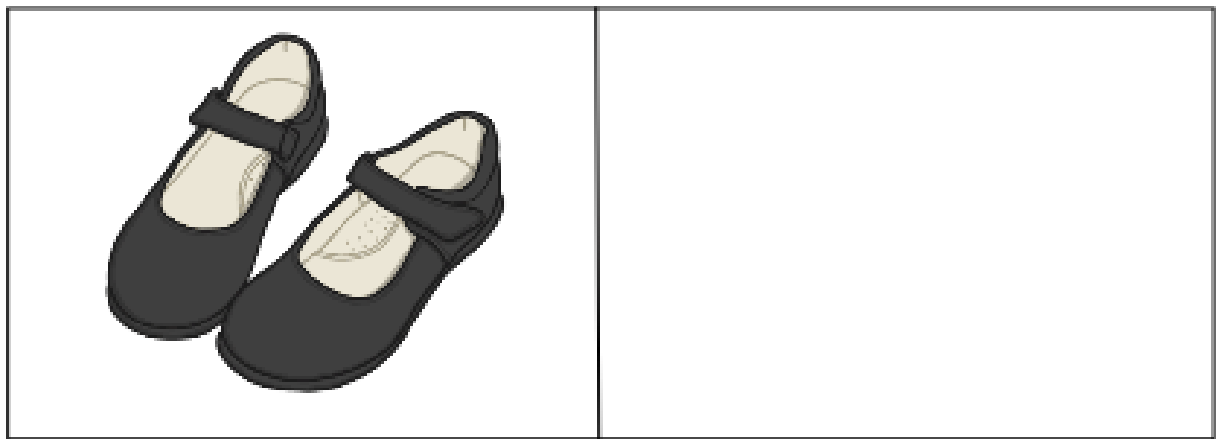


Draw something longer than...


a dog



shoes



a pencil



Thursday: Rocket Words

Red Rocket Words

<i>is</i>	<i>can</i>	<i>am</i>	<i>me</i>	<i>and</i>
<i>I</i>	<i>up</i>	<i>a</i>	<i>be</i>	<i>at</i>

Blue Rocket Words

<i>for</i>	<i>like</i>	<i>went</i>	<i>go</i>	<i>as</i>
<i>the</i>	<i>in</i>	<i>no</i>	<i>an</i>	<i>to</i>

Yellow Rocket Words

<i>we</i>	<i>this</i>	<i>on</i>	<i>of</i>	<i>he</i>
<i>are</i>	<i>my</i>	<i>see</i>	<i>it</i>	<i>was</i>

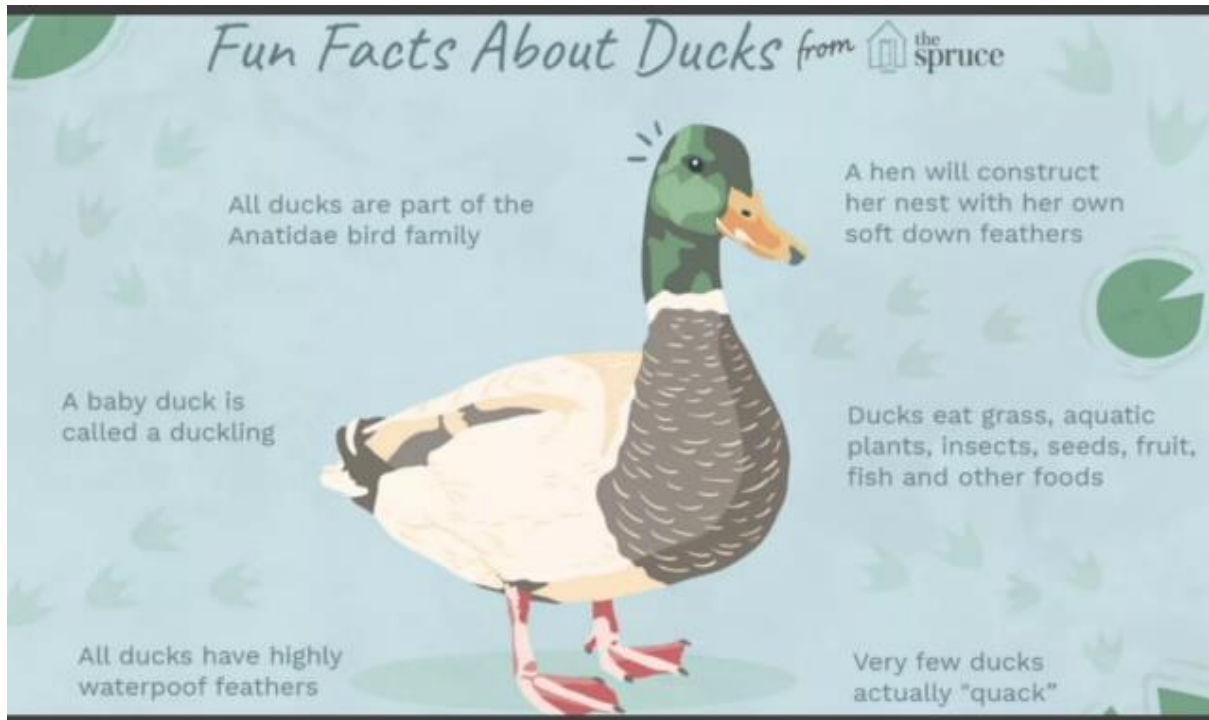
Trace and copy and the words next to it.

RED	
<i>is</i>	
<i>I</i>	
<i>can</i>	
<i>up</i>	
<i>am</i>	
<i>a</i>	
<i>me</i>	
<i>be</i>	
<i>and</i>	
<i>at</i>	

BLUE	
<i>for</i>	
<i>the</i>	
<i>like</i>	
<i>in</i>	
<i>went</i>	
<i>no</i>	
<i>go</i>	
<i>an</i>	
<i>as</i>	
<i>to</i>	

YELLOW	
<i>we</i>	
<i>are</i>	
<i>this</i>	
<i>my</i>	
<i>on</i>	
<i>see</i>	
<i>of</i>	
<i>it</i>	
<i>he</i>	
<i>was</i>	

Thursday: Writing – Interesting facts about ducks



Trace the words, fill the blanks, and try and write a sentence on your own.

1. *Ducks have waterproof feathers.*

2. *Ducks make a nest from their f_____.*

3. _____
_____.

Name _____

All About LI!

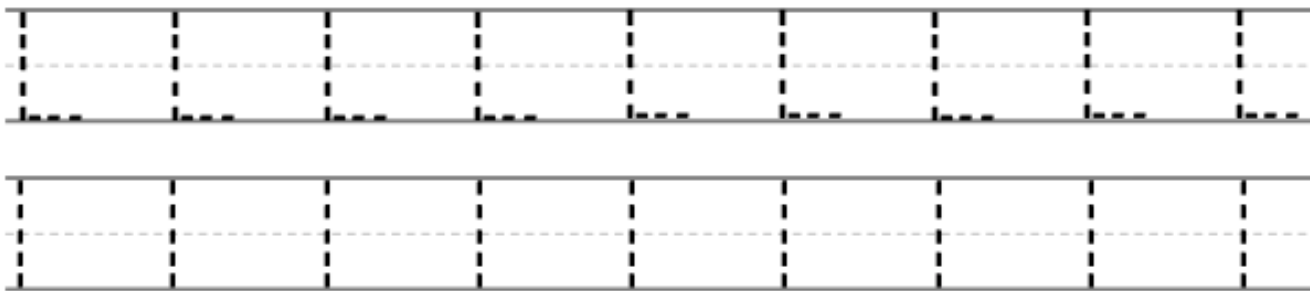
1. Color the letter LI.



2. Color the circles with the letter LI.



3. Trace the letters below.

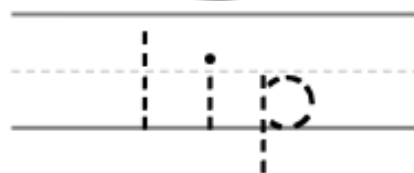


4. Highlight the LI's in the sentence.



I really like
lollipops.

5. Trace and read the word.




6. Color the pictures that start with the letter L.




Magic e 'o-e'


Trace the words and draw a picture to match the word




rope




joke



note



cone






nose

Caterpillar Measuring

Look carefully at the caterpillars and check which colour they need to be.



-  = longest caterpillar
-  = shortest caterpillar
-  = other caterpillars



Friday: Rocket Words

Red Rocket Words

<i>is</i>	<i>can</i>	<i>am</i>	<i>me</i>	<i>and</i>
<i>I</i>	<i>up</i>	<i>a</i>	<i>be</i>	<i>at</i>

Blue Rocket Words

<i>for</i>	<i>like</i>	<i>went</i>	<i>go</i>	<i>as</i>
<i>the</i>	<i>in</i>	<i>no</i>	<i>an</i>	<i>to</i>

Yellow Rocket Words

<i>we</i>	<i>this</i>	<i>on</i>	<i>of</i>	<i>he</i>
<i>are</i>	<i>my</i>	<i>see</i>	<i>it</i>	<i>was</i>


Trace and copy and the words next to it.

RED	
<i>is</i>	
<i>I</i>	
<i>can</i>	
<i>up</i>	
<i>am</i>	
<i>a</i>	
<i>me</i>	
<i>be</i>	
<i>and</i>	
<i>at</i>	


BLUE	
<i>for</i>	
<i>the</i>	
<i>like</i>	
<i>in</i>	
<i>went</i>	
<i>no</i>	
<i>go</i>	
<i>an</i>	
<i>as</i>	
<i>to</i>	

YELLOW	
<i>we</i>	
<i>are</i>	
<i>this</i>	
<i>my</i>	
<i>on</i>	
<i>see</i>	
<i>of</i>	
<i>it</i>	
<i>he</i>	
<i>was</i>	

Friday: Writing – Duck



Picture:



Trace the sentence and copy underneath.

My duck has webbed feet.

Friday: Handwriting – 'w'

Name _____

All About Ww!

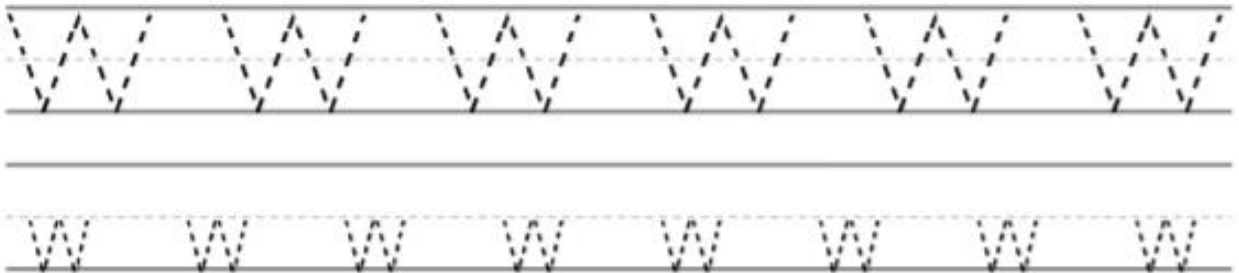
1. Color the letter Ww.



2. Color the circles with the letter Ww.



3. Trace the letters below.

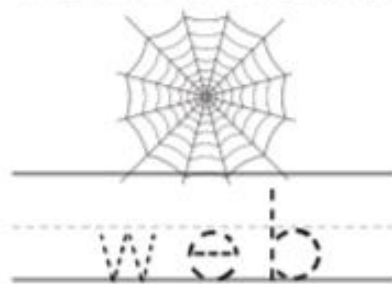


4. Highlight the Ww's in the sentence.




The worm
was in the
ground.

5. Trace and read the word.















6. Color the pictures that start with the letter W.



Magic ‘e’ with ‘u-e’ Read and Write

Read the ‘u-e’ words below. Look at the pictures and write each word under the correct picture. Read the word again to make sure it is correct.

cube	rule	tune	tube	mule	ruler
flute	perfume	huge	cute	prune	June

		
<i>mule</i>	<i>perfume</i>	<i>tube</i>
		
<i>rule</i>	<i>cute</i>	<i>flute</i>
		
<i>June</i>	<i>cube</i>	<i>prune</i>
		
<i>ruler</i>	<i>huge</i>	<i>tune</i>

Use the blocks to count the length of each object and write your answer in the box.

