

# Kindergarten Take Home Learning Pack

## Term 3, Week 3



Dear parents/carers,













Please complete set activities in the booklet each day at home. Only complete the 5 lessons for each day. In addition, you may complete the variety of activities in the work grid daily. If you can, upload pictures of your work on ClassDojo via portfolio or a private message to your teacher to mark and receive feedback. Alternatively, bring your completed work to school when you come and collect your new booklet. Happy learning!

Monday	Tuesday	Wednesday	Thursday	Friday
--------	---------	-----------	----------	--------

## Kindergarten Work Grid

Complete each of these activities at home every day!

Term 3, 2021

 <p>Visit the website <a href="http://www.abcya.com/">www.abcya.com/</a> and play 2 games.</p>	 <p>Visit the PM website <a href="https://app.pmeollection.com.au/login">https://app.pmeollection.com.au/login</a> and complete at least 1 story daily.</p>	 <p>Do a physical activity for at least 30 minutes.</p>
 <p>Practise counting forwards and backwards. Practise counting objects and adding 2 groups together</p>	 <p><a href="https://taronga.org.au/taronga-tv">https://taronga.org.au/taronga-tv</a> Join an animal talk</p>	 <p>Visit the website <a href="https://readingeggs.com.au/login/">https://readingeggs.com.au/login/</a> and complete 2 activities daily</p>
 <p>Read a book, draw a picture, and write something about the book</p>	 <p>Play a board game, cards or sing a song with someone in your family</p>	 <p>Write your name and make your name using play dough and other materials</p>
 <p><a href="https://family.gonoodle.com/">https://family.gonoodle.com/</a> Join in some movement and mindfulness videos</p>	 <p><a href="https://www.wildlifesydney.com.au/what-s-inside/virtual-zoo/virtual-keeper-talks/">https://www.wildlifesydney.com.au/what-s-inside/virtual-zoo/virtual-keeper-talks/</a> Join an animal talk or a live tour <a href="https://www.wildlifesydney.com.au/what-s-inside/virtual-zoo/live-streams/">https://www.wildlifesydney.com.au/what-s-inside/virtual-zoo/live-streams/</a></p>	 <p>Help your family with 3 jobs every day</p>

# Monday: Rocket words

## Red Rocket Words

<i>is</i>	<i>can</i>	<i>am</i>	<i>me</i>	<i>and</i>
<i>I</i>	<i>up</i>	<i>a</i>	<i>be</i>	<i>at</i>

## Blue Rocket Words

<i>for</i>	<i>like</i>	<i>went</i>	<i>go</i>	<i>as</i>
<i>the</i>	<i>in</i>	<i>no</i>	<i>an</i>	<i>to</i>

## Yellow Rocket Words

<i>we</i>	<i>this</i>	<i>on</i>	<i>of</i>	<i>he</i>
<i>are</i>	<i>my</i>	<i>see</i>	<i>it</i>	<i>was</i>


Trace and copy and the words next to it.

<b>RED</b>	
<i>is</i>	
<i>I</i>	
<i>can</i>	
<i>up</i>	
<i>am</i>	
<i>a</i>	
<i>me</i>	
<i>be</i>	
<i>and</i>	
<i>at</i>	

<b>BLUE</b>	
<i>for</i>	
<i>the</i>	
<i>like</i>	
<i>in</i>	
<i>went</i>	
<i>no</i>	
<i>go</i>	
<i>an</i>	
<i>as</i>	
<i>to</i>	

<b>YELLOW</b>	
<i>we</i>	
<i>are</i>	
<i>this</i>	
<i>my</i>	
<i>on</i>	
<i>see</i>	
<i>of</i>	
<i>it</i>	
<i>he</i>	
<i>was</i>	

**Monday:** Writing – description of a sheep



Trace the words, fill the blanks, and try and write a sentence on your own.

1. Sheep have floppy ears.

2. Sheep have a short  
+ \_\_\_\_\_.

3. Sheep have a  
\_\_\_\_\_.

4. \_\_\_\_\_.


Name \_\_\_\_\_

# All About Nn!

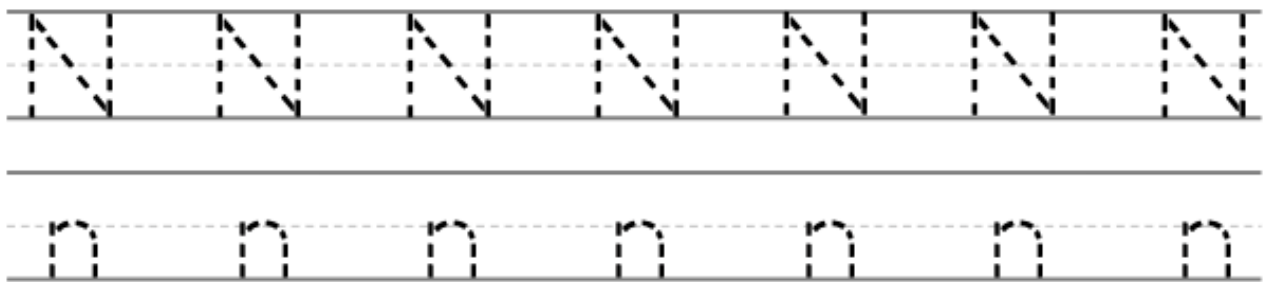
1. Color the letter Nn.



2. Color the circles with the letter Nn.



3. Trace the letters below.



4. Highlight the Nn's in the sentence.



The nest  
has many  
tiny eggs.

5. Trace and read the word.



nut

6. Color the pictures that start with the letter N.











**Monday: Phonics – 'ie'**

Name \_\_\_\_\_ Date \_\_\_\_\_

Cut out the words and paste them under the pictures.

**Cut and Paste** 

pie

fries

tie

flies

potpie


lies

untied

tries

Monday: Maths – Addition

6



+

3



4

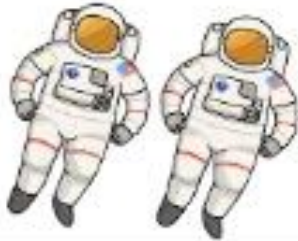


+

2



2



+

1



3



+

3



2



+

2



6



+

4



## Tuesday: Rocket Words

### Red Rocket Words

<i>is</i>	<i>can</i>	<i>am</i>	<i>me</i>	<i>and</i>
<i>I</i>	<i>up</i>	<i>a</i>	<i>be</i>	<i>at</i>

### Blue Rocket Words

<i>for</i>	<i>like</i>	<i>went</i>	<i>go</i>	<i>as</i>
<i>the</i>	<i>in</i>	<i>no</i>	<i>an</i>	<i>to</i>

### Yellow Rocket Words

<i>we</i>	<i>this</i>	<i>on</i>	<i>of</i>	<i>he</i>
<i>are</i>	<i>my</i>	<i>see</i>	<i>it</i>	<i>was</i>

Trace and copy and the words next to it.

<b>RED</b>	
<i>is</i>	
<i>I</i>	
<i>can</i>	
<i>up</i>	
<i>am</i>	
<i>a</i>	
<i>me</i>	
<i>be</i>	
<i>and</i>	
<i>at</i>	

<b>BLUE</b>	
<i>for</i>	
<i>the</i>	
<i>like</i>	
<i>in</i>	
<i>went</i>	
<i>no</i>	
<i>go</i>	
<i>an</i>	
<i>as</i>	
<i>to</i>	

<b>YELLOW</b>	
<i>we</i>	
<i>are</i>	
<i>this</i>	
<i>my</i>	
<i>on</i>	
<i>see</i>	
<i>of</i>	
<i>it</i>	
<i>he</i>	
<i>was</i>	

## Tuesday: Writing – Habitat of a Sheep

Tuesday

# The habitat of sheep

Click on the link and scroll down for information: <https://www.coolkidfacts.com/cow-facts/>



Trace the words and try and write both sentence on your own.

1. Sheep live on a farm.

---

2. Sheep live on land.

---




Name \_\_\_\_\_

# All About Mm!

1. Color the letter Mm.



2. Color the circles with the letter Mm.



3. Trace the letters below.

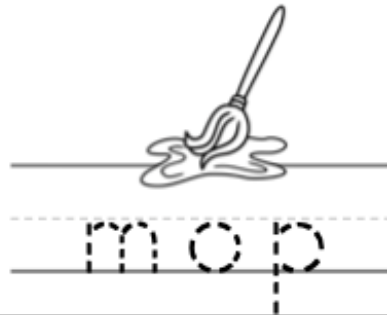


4. Highlight the Mm's in the sentence.




The man's  
name is Mike.

5. Trace and read the word.




6. Color the pictures that start with the letter M.



Tuesday: Phonics – 'igh'

TRACE THE WORD AND THEN CIRCLE THE LETTERS THAT MAKE THE LONG I SOUND.

igh



knight



bright



high



fight



flight



thigh



right



fight



night



light



fright



sight

# What Takes Longer?



brushing your teeth



a swimming lesson

---

---

---



reading a book



one star jump

---

---

---



a day at school



eating your dinner

---

---

---



watching a movie



getting dressed  
for school

---

---

---

## Wednesday: Rocket Words

### Red Rocket Words

<i>is</i>	<i>can</i>	<i>am</i>	<i>me</i>	<i>and</i>
<i>I</i>	<i>up</i>	<i>a</i>	<i>be</i>	<i>at</i>

### Blue Rocket Words

<i>for</i>	<i>like</i>	<i>went</i>	<i>go</i>	<i>as</i>
<i>the</i>	<i>in</i>	<i>no</i>	<i>an</i>	<i>to</i>

### Yellow Rocket Words

<i>we</i>	<i>this</i>	<i>on</i>	<i>of</i>	<i>he</i>
<i>are</i>	<i>my</i>	<i>see</i>	<i>it</i>	<i>was</i>

Trace and copy and the words next to it.

RED	
<i>is</i>	
<i>I</i>	
<i>can</i>	
<i>up</i>	
<i>am</i>	
<i>a</i>	
<i>me</i>	
<i>be</i>	
<i>and</i>	
<i>at</i>	

BLUE	
<i>for</i>	
<i>the</i>	
<i>like</i>	
<i>in</i>	
<i>went</i>	
<i>no</i>	
<i>go</i>	
<i>an</i>	
<i>as</i>	
<i>to</i>	

YELLOW	
<i>we</i>	
<i>are</i>	
<i>this</i>	
<i>my</i>	
<i>on</i>	
<i>see</i>	
<i>of</i>	
<i>it</i>	
<i>he</i>	
<i>was</i>	

## Wednesday: Writing – Diet of a Sheep

Wednesday

### The diet of a sheep



grains



grass



hay



Trace the words, fill the blanks, and try and write a sentence on your own.

1. Sheep eat grains.

2. Sheep eat g\_\_\_\_\_.

3. \_\_\_\_\_.

Wednesday: Handwriting – 'd'


Name \_\_\_\_\_

# All About Dd!

1. Color the letter Dd.



2. Color the circles with the letter Dd.



3. Trace the letters below.




4. Highlight the Dd's in the sentence.





Dolphins  
can dive in  
deep water.

5. Trace and read the word.

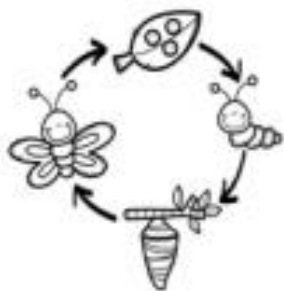


6. Color the pictures that start with the letter D.




Wednesday: Phonics – 'y'

TRACE THE WORD AND THEN CIRCLE THE LETTER THAT MAKE THE LONG I SOUND.



cycle



fly



dry



python



magnify



sky



pylon



fry



dry



buy




stry

**Wednesday:** Maths – Time

Draw a picture of something you do at night:



Draw a picture of something you do in the day:





# Thursday: Rocket Words

## Red Rocket Words

<i>is</i>	<i>can</i>	<i>am</i>	<i>me</i>	<i>and</i>
<i>I</i>	<i>up</i>	<i>a</i>	<i>be</i>	<i>at</i>

## Blue Rocket Words

<i>for</i>	<i>like</i>	<i>went</i>	<i>go</i>	<i>as</i>
<i>the</i>	<i>in</i>	<i>no</i>	<i>an</i>	<i>to</i>

## Yellow Rocket Words

<i>we</i>	<i>this</i>	<i>on</i>	<i>of</i>	<i>he</i>
<i>are</i>	<i>my</i>	<i>see</i>	<i>it</i>	<i>was</i>

Trace and copy and the words next to it.

<b>RED</b>	
<i>is</i>	
<i>I</i>	
<i>can</i>	
<i>up</i>	
<i>am</i>	
<i>a</i>	
<i>me</i>	
<i>be</i>	
<i>and</i>	
<i>at</i>	

<b>BLUE</b>	
<i>for</i>	
<i>the</i>	
<i>like</i>	
<i>in</i>	
<i>went</i>	
<i>no</i>	
<i>go</i>	
<i>an</i>	
<i>as</i>	
<i>to</i>	

<b>YELLOW</b>	
<i>we</i>	
<i>are</i>	
<i>this</i>	
<i>my</i>	
<i>on</i>	
<i>see</i>	
<i>of</i>	
<i>it</i>	
<i>he</i>	
<i>was</i>	

Thursday

## Interesting Facts



Sheep are herbivores, which means they eat plants, vegetables, and grasses.

Sheep typically exist in grassy plains and mountains.

A female sheep is called an 'ewe'

Sheep like to be friends with other sheep.

Trace the words, fill the blanks, and try and write a sentence on your own.

1. Sheep are herbivores.

2. Sheep typically exist in  
grassy plains and

m\_\_\_\_\_.

3. A female sheep is called

an e\_\_\_\_\_

4. Sheep \_\_\_\_\_

\_\_\_\_\_.

Name \_\_\_\_\_

# All About Gg!

1. Color the letter Gg.



2. Color the circles with the letter Gg.



3. Trace the letters below.




4. Highlight the Gg's in the sentence.




Grass is  
green.

5. Trace and read the word.




6. Color the pictures that start with the letter G.



Trace, say and colour the long "i"  
sounds



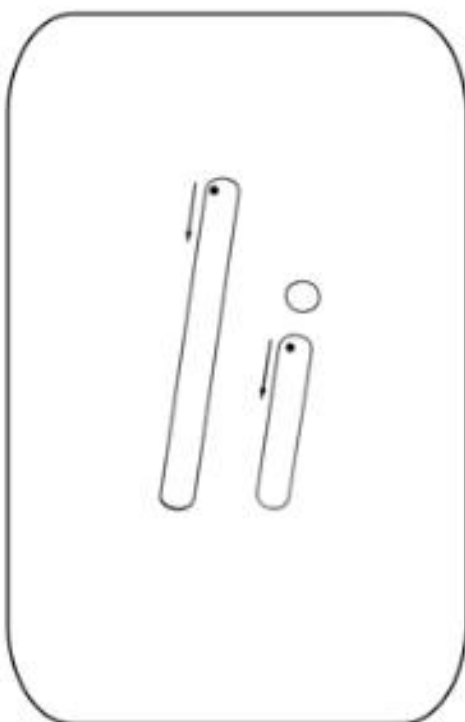
silent



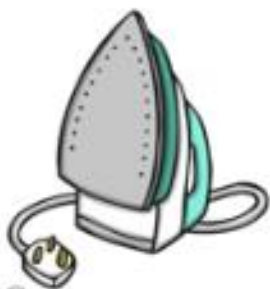
spider



idea



iris



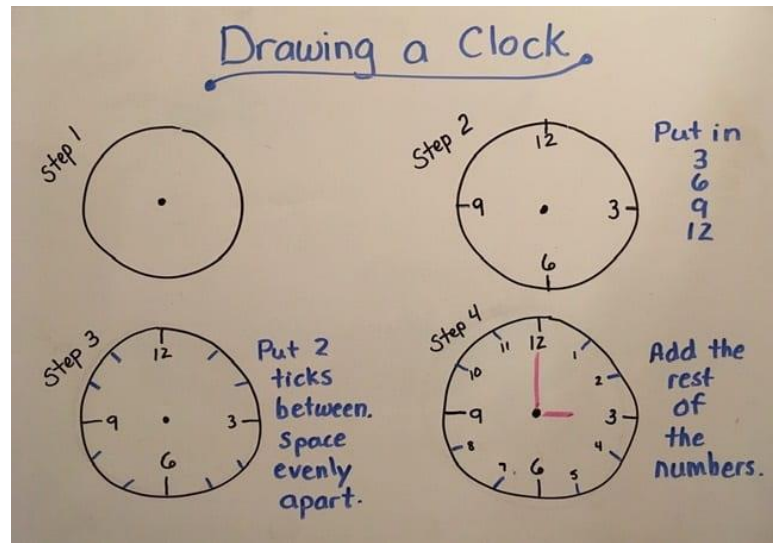
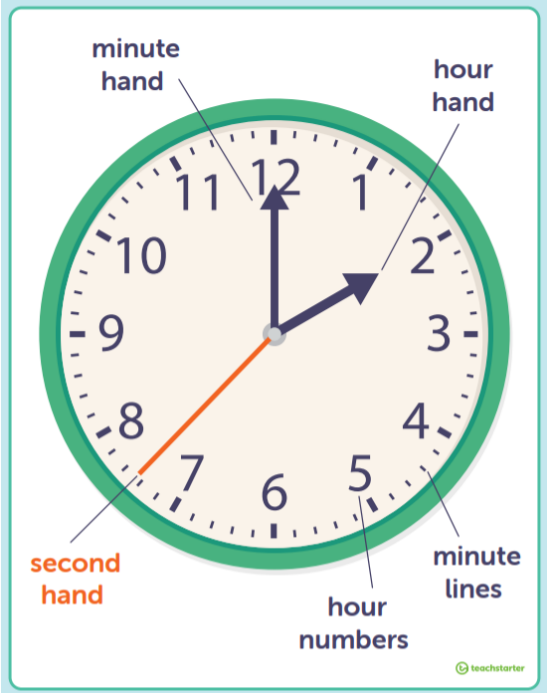
iron



ice-cream

# Thursday: Maths – Analog clock

## Parts of an Analogue Clock



*Draw your own analog clock:*



## Friday: Rocket Words

### Red Rocket Words

<i>is</i>	<i>can</i>	<i>am</i>	<i>me</i>	<i>and</i>
<i>I</i>	<i>up</i>	<i>a</i>	<i>be</i>	<i>at</i>

### Blue Rocket Words

<i>for</i>	<i>like</i>	<i>went</i>	<i>go</i>	<i>as</i>
<i>the</i>	<i>in</i>	<i>no</i>	<i>an</i>	<i>to</i>

### Yellow Rocket Words

<i>we</i>	<i>this</i>	<i>on</i>	<i>of</i>	<i>he</i>
<i>are</i>	<i>my</i>	<i>see</i>	<i>it</i>	<i>was</i>

Trace and copy and the words next to it.

RED	
<i>is</i>	
<i>I</i>	
<i>can</i>	
<i>up</i>	
<i>am</i>	
<i>a</i>	
<i>me</i>	
<i>be</i>	
<i>and</i>	
<i>at</i>	


BLUE	
<i>for</i>	
<i>the</i>	
<i>like</i>	
<i>in</i>	
<i>went</i>	
<i>no</i>	
<i>go</i>	
<i>an</i>	
<i>as</i>	
<i>to</i>	

YELLOW	
<i>we</i>	
<i>are</i>	
<i>this</i>	
<i>my</i>	
<i>on</i>	
<i>see</i>	
<i>of</i>	
<i>it</i>	
<i>he</i>	
<i>was</i>	

## How To Draw a Sheep



Picture:



Trace the sentence and copy underneath.

*My sheep has a woolly coat.*


---

---


Name \_\_\_\_\_

# All About Oo!

1. Color the letter Oo.




2. Color the circles with the letter Oo.



3. Trace the letters below.



4. Highlight the Oo's in the sentence.



Do you like the ostrich?

5. Trace and read the word.



6. Color the pictures that start with the letter O.








## LONG I SCOOPS!

Color the ice-cream  that has igh.

Color the ice-cream  that has y that sounds like i.

Color the ice-cream  that has ie.



## Digital Clock

hours



minutes

*Draw your own digital clock:*

A large empty rectangular box with a black border, intended for the student to draw their own digital clock.