

# Kindergarten Take Home Learning Pack

## Term 3, Week 10















Dear parents/carers,

Please complete set activities in the booklet each day at home. Only complete the 5 lessons for each day. In addition, you may complete the variety of activities in the work grid daily. If you can, upload pictures of your work on ClassDojo via portfolio or a private message to your teacher to mark and receive feedback. Alternatively, bring your completed work to school when you come and collect your new booklet. Happy learning!

Monday	Tuesday	Wednesday	Thursday	Friday
--------	---------	-----------	----------	--------

## Kindergarten Work Grid

Complete each of these activities at home every day!  
Term 3, 2021

 <p>Visit the website <a href="http://www.abcya.com/">www.abcya.com/</a> and play 2 games.</p>	 <p>Visit the PM website <a href="https://app.pmeollection.com.au/login">https://app.pmeollection.com.au/login</a> and complete at least 1 story daily.</p>	 <p>Do a physical activity for at least 30 minutes.</p>
 <p>Practise counting forwards and backwards. Practise counting objects and adding 2 groups together</p>	 <p><a href="https://taronga.org.au/taronga-tv">https://taronga.org.au/taronga-tv</a> Join an animal talk</p>	 <p>Visit the website <a href="https://readingeggs.com.au/login1/">https://readingeggs.com.au/login1/</a> and complete 2 activities daily</p>
 <p>Read a book, draw a picture, and write something about the book</p>	 <p>Play a board game, cards or sing a song with someone in your family</p>	 <p>Write your name and make your name using play dough and other materials</p>
 <p><a href="https://family.gonoodle.com/">https://family.gonoodle.com/</a> Join in some movement and mindfulness videos</p>	 <p><a href="https://www.wildlifesydney.com.au/what-s-inside/virtual-zoo/virtual-keeper-talks/">https://www.wildlifesydney.com.au/what-s-inside/virtual-zoo/virtual-keeper-talks/</a> Join an animal talk or a live tour <a href="https://www.wildlifesydney.com.au/what-s-inside/virtual-zoo/live-streams/">https://www.wildlifesydney.com.au/what-s-inside/virtual-zoo/live-streams/</a></p>	 <p>Help your family with 3 jobs every day</p>

## Monday: Rocket words

Find these Rocket Words in the find-a-word.

### Rocket Words

N	M	E	V	F	L	I	K	E	S	Y	V
P	W	H	E	R	F	Z	H	T	Z	R	C
H	I	S	R	T	T	W	T	H	H	A	X
R	R	O	Y	I	L	A	B	I	T	R	Z
Q	X	S	D	X	C	S	H	S	H	E	G
J	Q	W	Z	N	A	F	O	R	E	M	T
G	H	W	T	V	N	S	W	E	N	T	G
U	K	Q	X	M	A	N	D	Q	Y	E	V


Find the following words in the puzzle.  
Words are hidden → and ↓ .

AND  
ARE  
CAN  
FOR

HER  
HIS  
LIKE  
THE

THIS  
WAS  
WENT

**Monday:** Writing – description of a lorikeet



Trace the words, fill the blanks, and try and write a sentence on your own.

1. Lorikeets have bright green wings

2. Birds have a deeply hooked red b\_\_\_\_\_.





3. Birds have a blue b\_\_\_\_\_ and \_\_\_\_\_.

4. \_\_\_\_\_  
\_\_\_\_\_.

Name: \_\_\_\_\_

# Rhyming Match

*Direction: Connect the pictures that rhyme.*



## Monday: Segmenting Phonemes

### Segmenting Phonemes in Words

Segment the phonemes in the words below and write the graphemes in the boxes. The first one has been done for you.

hit

h	i	t
---	---	---

bug

--	--	--

nod

--	--	--

that

--	--	--

shop

--	--	--

back

--	--	--

## Count and Colour

Read the number and colour the correct amount of objects in each row.

7



9



10



8



6





# Tuesday: Rocket Words


Name: \_\_\_\_\_

## COLOR BY WORD

Use the color key to color the picture by sight words. Make sure you say the word as you color each part of the picture.

like      yellow  
was      blue  
for      orange

and      red  
can      brown  
up      green



## Tuesday: Writing – Habitat of a Lorikeet

Tuesday

### The habitat of a lorikeet

Click on the link and scroll down for information: <https://bit.ly/3Dutgqz>



rainforest



woodlands



well-treed urban areas



coastal areas



Trace the words and try and write both sentence on your own

1. Lorikeets live in  
rainforests.

2. Lorikeets live in  
w\_\_\_\_\_.

3. Lorikeets live in  
\_\_\_\_\_.


4. \_\_\_\_\_  
\_\_\_\_\_.



Name: \_\_\_\_\_

# Rhyming Match

*Direction: Connect the pictures that rhyme.*



Trace write and colour the long 'e' words

ee

ea


e\_e

y

e

bee

b e e



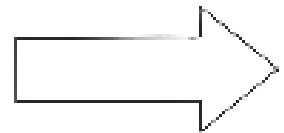
leaf

l e a f




here

h e r e



baby

b a b y








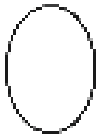

she

s h e



# Count the Shapes




	star	2
	square	
	rectangle	
	triangle	
	oval	
	circle	

What shape was there more of?

What shape was there less of?

## Wednesday: Rocket Words



Use the key to colour the apples

the = blue

be = orange

like = purple

and = red

up = green

go = brown

can = yellow


for = pink

## Wednesday: Writing – Diet of a Lorikeet

Wednesday

### The diet of a lorikeet

Click on link and scroll down for information: <https://www.theanimalfacts.com/birds/rainbow-lorikeet/>




nectar

seeds and oats

fruit

pollen

green vegetables



Trace the words, fill the blanks, and try and write a sentence on your own.

1. Lorikeets eat nectar.

2. Lorikeets eat s\_\_\_\_\_ and  
o\_\_\_\_\_.





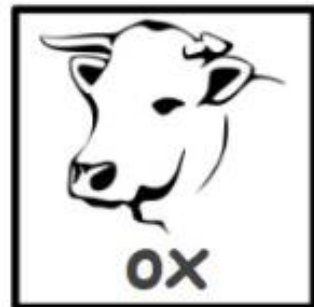
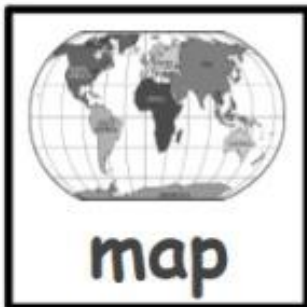
3. \_\_\_\_\_  
\_\_\_\_\_.

4. \_\_\_\_\_  
\_\_\_\_\_.

Name: \_\_\_\_\_

# Rhyming Match

*Direction: Connect the pictures that rhyme.*





Wednesday: Phonics – Long i

Trace the long i words and match them to the picture

ie igh y i\_e i

pie



light



fly



bike



spider




Wednesday: Maths – Length


Colour the shortest giraffe **blue**

Colour the tallest giraffe **orange**

Colour the other giraffes **green**



Measure these snakes using paper clips. Write how many paperclips long.



3



# Thursday: Rocket Words

Trace the Rocket Words.

RED				
<i>is</i>	<i>I</i>	<i>can</i>	<i>up</i>	<i>am</i>
<i>a</i>	<i>me</i>	<i>be</i>	<i>and</i>	<i>at</i>
BLUE				
<i>for</i>	<i>the</i>	<i>like</i>	<i>in</i>	<i>went</i>
<i>no</i>	<i>go</i>	<i>an</i>	<i>as</i>	<i>to</i>
YELLOW				
<i>we</i>	<i>are</i>	<i>this</i>	<i>my</i>	<i>on</i>
<i>see</i>	<i>of</i>	<i>it</i>	<i>he</i>	<i>was</i>



I spy these words...

1. \_\_\_\_\_
2. \_\_\_\_\_
3. \_\_\_\_\_
4. \_\_\_\_\_
5. \_\_\_\_\_
6. \_\_\_\_\_
7. \_\_\_\_\_
8. \_\_\_\_\_
9. \_\_\_\_\_
10. \_\_\_\_\_

## Thursday: Writing – Interesting facts about Lorikeets

Thursday

# Interesting Facts



1. Rainbow lorikeets are native to Australia
2. As the name suggests, they are indeed rainbow coloured
3. These birds are vegetarian
4. They have specialised tongues to feed on nectar – like a brush
5. Rainbow lorikeets have unique beaks – helps them get into seeds of hard fruits and vegetables
6. Rainbow lorikeets spend most of their time feeding
7. Rainbow lorikeets are not really afraid of humans – they are brave birds
8. Rainbow lorikeets are social birds and can fly around in groups
9. These birds establish daily flight paths
10. Rainbow lorikeets are extremely important to our ecosystem



Trace the words, fill the blanks, and try and write a sentence on your own.

1. Rainbow lorikeets are native  
to Australia.

2. These birds are

\_\_\_\_\_.

3. \_\_\_\_\_

\_\_\_\_\_.

4. \_\_\_\_\_

\_\_\_\_\_.

Name: \_\_\_\_\_

# How Many Syllables?

Count the number of syllables that each word has and write it in the box.



**flower**



**duck**



**elephant**



**hammer**



**banana**



**watermelon**

Thursday: Phonics – Long o

Write the long o word that matches the picture

o\_e oa ow oe



bone

boat

bow

toe

home

goat






yellow

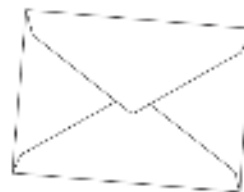
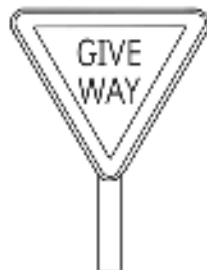
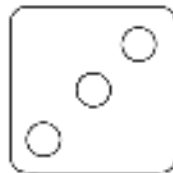
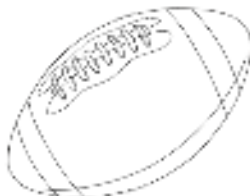

doe



Thursday: Maths – 2D shapes

# Colour the Shapes

				
triangle	circle	oval	square	rectangle
blue	red	purple	green	orange



# Friday: Rocket Words

Trace the Rocket Words.

RED				
is	I	can	up	am
a	me	be	and	at
BLUE				
for	the	like	in	went
no	go	an	as	to
YELLOW				
we	are	this	my	on
see	of	it	he	was



I spy these words...

1. \_\_\_\_\_

2. \_\_\_\_\_

3. \_\_\_\_\_

4. \_\_\_\_\_

5. \_\_\_\_\_

6. \_\_\_\_\_

7. \_\_\_\_\_

8. \_\_\_\_\_


9. \_\_\_\_\_

10. \_\_\_\_\_

**Friday: Writing – Lorikeet**



*Picture*



*Trace the sentence and copy underneath.*

*My lorikeet has long, bright  
green tail feathers.*

---

---

Friday: Phonological awareness - Syllables

Name \_\_\_\_\_

# Syllable Count

**Directions:** Color the circle that shows the number of syllables in each word.



pencil

- 1
- 2
- 3



mug

- 1
- 2
- 3



umbrella

- 1
- 2
- 3



octopus

- 1
- 2
- 3



penguin

- 1
- 2
- 3



mop

- 1
- 2
- 3



net

- 1
- 2
- 3



volcano

- 1
- 2
- 3



zipper

- 1
- 2
- 3

Friday: Phonics – Magic e

Trace the letters. Add a magic 'e' to these words

cap



spher



kit



tim



ros

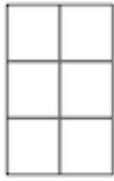



flw

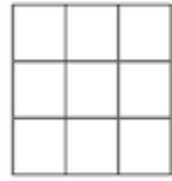


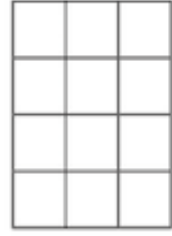


# Calculate the Area

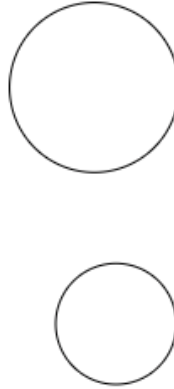
1.  squares

2.  squares

3.  squares

4.  squares

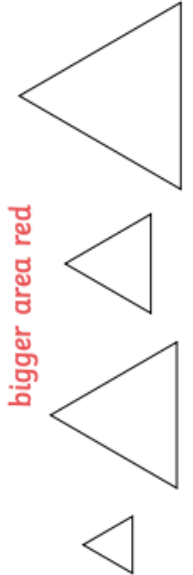
Colour the shape with the **bigger area red**





Colour the shape with the **smaller area blue**



Colour the shape with the **smaller area blue** and the **bigger area red**



Kindergarten		
Friday Wellbeing Day		
Choose 1 task and complete the activity.		
<p><b>Get Building!</b></p> <p>You could build a Lego model, a tower of playing cards or something else!</p> 	<p><b>Reading Den</b></p> <p>Build a reading den find somewhere cosy, snuggle up and read your favourite book.</p> 	<p><b>Mindfulness Music</b></p> <p>Lay down with a family member and play some soft music. Remember to breathe in and out.</p> 