



3-6 Mawve's



Pack- Week 7

Hello from Mrs Bhateja

We hope you are enjoying the Learning from Home activities. I have really enjoyed seeing you upload your work onto Class Dojo.

Each day there is a set of activities to complete in the booklet. Please follow along carefully, you are not required to do the whole booklet in a day.











If you have access to Class Dojo, there may be some extra videos for you to watch and I would love to see some of your work.

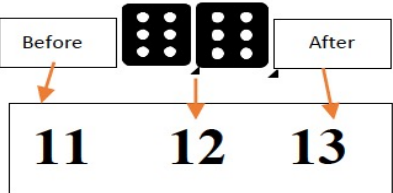
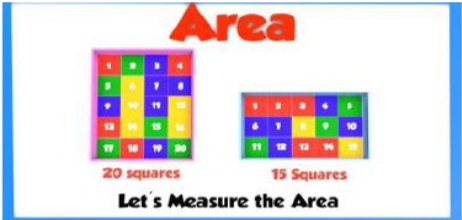








You can put it on your portfolio or send it as a message to your teacher. Uploading work from home allows us to know that you are participating and we can mark you as attending on the class roll.

Keep your booklets and bring them to school when we are allowed to meet again.



Liverpool West Public School Support Unit Learning from Home Timetable - Week 7, Term 3 2021

Monday	Tuesday	Wednesday	Thursday	Friday
<p>Reading Choose one of the following digital portals to complete reading tasks. Sunshine Online http://www.sunshineonline.com.au/ Learning Space 1, 2 or 3 Literacy, Letter Blends, Word Families</p> <p>or</p> <p>Reading Eggs: https://readingeggs.com.au/</p> <p>or</p> <p>PM readers https://app.pmecollection.com.au or https://storylineonline.net</p>	<p>Reading Choose one of the following digital portals to complete reading tasks. Sunshine Online http://www.sunshineonline.com.au/ Learning Space 1, 2 or 3 Literacy, Letter Blends, Word Families</p> <p>or</p> <p>Reading Eggs: https://readingeggs.com.au/</p> <p>or</p> <p>PM readers https://app.pmecollection.com.au or https://storylineonline.net</p>	<p>Reading Choose one of the following digital portals to complete reading tasks. Sunshine Online http://www.sunshineonline.com.au/ Learning Space 1, 2 or 3 Literacy, Letter Blends, Word Families</p> <p>or</p> <p>Reading Eggs: https://readingeggs.com.au/</p> <p>or</p> <p>PM readers https://app.pmecollection.com.au or https://storylineonline.net</p>	<p>Reading Choose one of the following digital portals to complete reading tasks. Sunshine Online http://www.sunshineonline.com.au/ Learning Space 1, 2 or 3 Literacy, Letter Blends, Word Families</p> <p>or</p> <p>Reading Eggs: https://readingeggs.com.au/</p> <p>or</p> <p>PM readers https://app.pmecollection.com.au or https://storylineonline.net</p>	<p>Reading Choose one of the following digital portals to complete reading tasks. Sunshine Online http://www.sunshineonline.com.au/ Learning Space 1, 2 or 3 Literacy, Letter Blends, Word Families</p> <p>or</p> <p>Reading Eggs: https://readingeggs.com.au/</p> <p>or</p> <p>PM readers https://app.pmecollection.com.au or https://storylineonline.net</p>
<p>English- Writing</p> <p>In your workbook, write a letter to Mrs Bhateja telling her how your weekend went or how have you been feeling. Don't forget to include the 5 W's: Who, What, Where, When and Why?</p> 	<p>English- Writing</p> <p>Lesson 3 on opinion writing. Watch Miss Matti present what opinion writing is? Listen to her teach you on hooking the audience. Once you have watched it write an opinion.</p> <p>Watch: https://bit.ly/3v9V5RY</p> 	<p>English- Writing</p> <p>Listening to a read aloud of 'Where you might find yourself' https://storyboxlibrary.com.au/stories/you-might-find-yourself Login with the following: Username: lwps Password: lwps What was your favourite part of the story and why?</p> 	<p>English- Writing</p> <p>Lesson 4 on opinion writing. Watch Miss Harden explain giving reasons for your opinion. Then complete worksheet.</p> <p>Watch: https://bit.ly/3j6fctY</p> 	<p>English- Writing Free Writing Friday! Write about a topic of your choice. You might like to write a story.</p> 
<p>Spelling Write your Rocket words → Sound out the words when writing</p> <p>Use each spelling word in a sentence.</p> 	<p>Spelling Write your Rocket words → Sound out the words when writing</p> <p>Write your spelling words in alphabetical order.</p> 	<p>Spelling Write your Rocket words → Sound out the words when writing</p> <p>Use a different colour for each letter in the word.</p> 	<p>Spelling Write your Rocket words → Sound out the words when writing</p> <p>Pyramid words</p> <p>c ca cat</p> 	<p>Spelling Write your Rocket words → Sound out the words when writing</p> <p>Spell your words out loud in a mouse's voice.</p> 
<p>Break time 30 minutes</p>	<p>Break time 30 minutes</p>	<p>Break time 30 minutes</p>	<p>Break time 30 minutes</p>	<p>Break time 30 minutes</p>

<p>Mathematics</p> <p>Number of the day! "17" Show your working on the worksheet provided.</p>	<p>Mathematics</p> <p>Number of the day! "28" Show your working on the worksheet provided.</p>	<p>Mathematics</p> <p>Number of the day! "26" Show your working on the worksheet provided.</p>	<p>Mathematic</p> <p>Number of the day! "21" Show your working on the worksheet provided.</p>	<p>Mathematics</p> <p>Number of the day! "33" Show your working on the worksheet provided.</p>
<p>Addition</p> <p>Roll two dice. If you have deck of cards, you can use them too.</p> <p>Roll the dice, write the number down then write the number before and after the number you rolled.</p> <p>Use the online dice: https://virtualdiceroll.com/1/en/one-die</p> 	<p>Area</p> <p>Watch video that explains area: https://www.youtube.com/watch?v=uKKl8R1xBM</p> <p>Complete the worksheet on how many squares a shape has.</p> 	<p>Area</p> <p>Watch video that explains area: https://www.youtube.com/watch?v=uKKl8R1xBM</p> <p>Complete the Robot worksheet.</p> 	<p>Area</p> <p>Watch the following video about area: https://www.youtube.com/watch?v=uKKl8R1xBM</p> <p>Complete the worksheet.</p> 	<p>Number</p> <p>Play 'Race to 100' with you parent, carer, or your sibling.</p> <p>Don't forget to tell me who won!</p> 
<p>Break time 30 minutes</p>				
<p>Science and Technology</p> <p>When Seasons Change</p> <p>Watch the following videos to help you complete the worksheet.</p> <p>A Journey Through the Seasons Watch the video- https://bit.ly/3rDHIMQ</p> <p>Read the e-book by clicking on the link or on the QR code https://bit.ly/376uObu</p>  <p>SCAN ME</p>  <p>SCAN ME</p>	<p>Geography</p> <p>Please refer to Mrs Barone's post on ClassDojo!</p>  	<p>PD. H</p> <p>Water Safety</p> <p>BTN Video: https://www.youtube.com/watch?v=O6mgl7zVhg</p> <p>Write down all the things you know about water safety. How do you and your family stay safe when swimming? Write down a list of some of the safe things you do when you're out swimming. Draw a picture and label it to show how it is made safe.</p>	<p>PE</p> <p>Watch Prime coach again to practice balance and coordination.</p> <p>https://www.youtube.com/watch?v=D6ri1tetu-l6poU</p> <p>Try these exercises to practice balance and coordination:</p> <ul style="list-style-type: none"> ▪ Stand on your right foot for 15 seconds. ▪ Stand on your left foot for 15 seconds. ▪ Now try it with one hand on your head. ▪ Pretend to be a tightrope walker – walk heel to toe along any line, then try just on your toes or your heels. ▪ Walk along the line backwards, sideways, slow and fast. 	<p>Creative Arts</p> <p>Watch following video https://www.youtube.com/watch?v=UQr79y06poU</p> <p>Listen to the son and create your own dance steps. Have Fun!</p> 



MONDAY

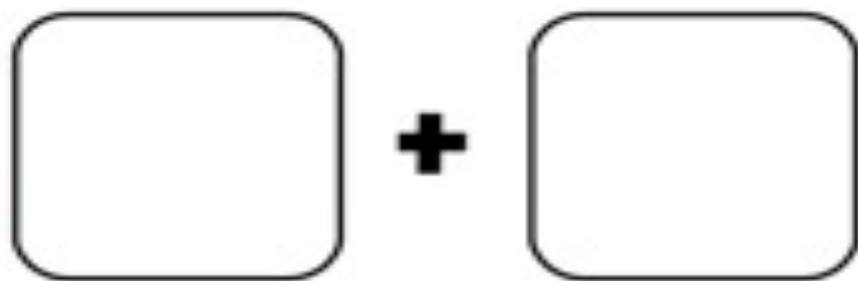
Worksheets only

for:

- Writing paper
- Number
- Maths
- Science

NUMBER THINK BOARD

Write the number in words




Show the number in tens and ones

Before & After

tens _____ ones _____

What comes next? Keep counting on...

Draw a line to which season are these photos taken?



Autumn

Summer

Winter

Spring

A Journey Through the Seasons

Watch the video- <https://bit.ly/3rDHIMQ>

Answer the following questions

Which seasons did you see?

What Happen when seasons change?

Were any seasons missing?



SCAN ME

What seasons are these People dressed for? Write your answer under each picture.









Read the e-book by clicking on the link or on the QR code

<https://bit.ly/376uObu>



SCAN ME

Answer the following questions


Which is your favourite season and why?

What smells nice in spring or autumn?

What tastes nice in summer or winter?

We can use small pictures to represent things. These are called **symbols**. They can help us remember.

For example, this flower is for Spring.



Draw symbols for each season in the boxes below.



TUESDAY



Worksheets only

for:

-Opinion

Writing

-Number

-Maths

OREO

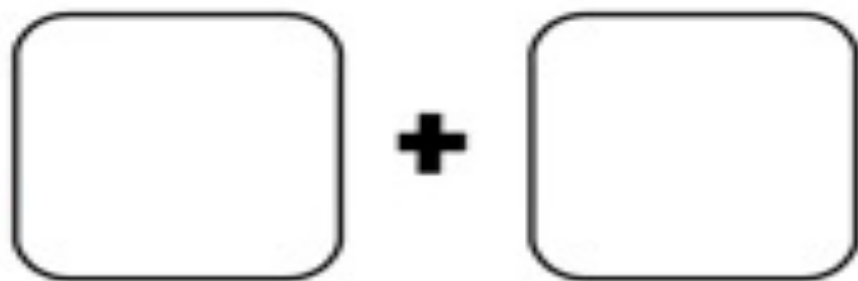
Topic: _____



Opinion

NUMBER THINK BOARD

Write the number in words



Show the number in tens and ones

Before & After

tens _____ ones _____

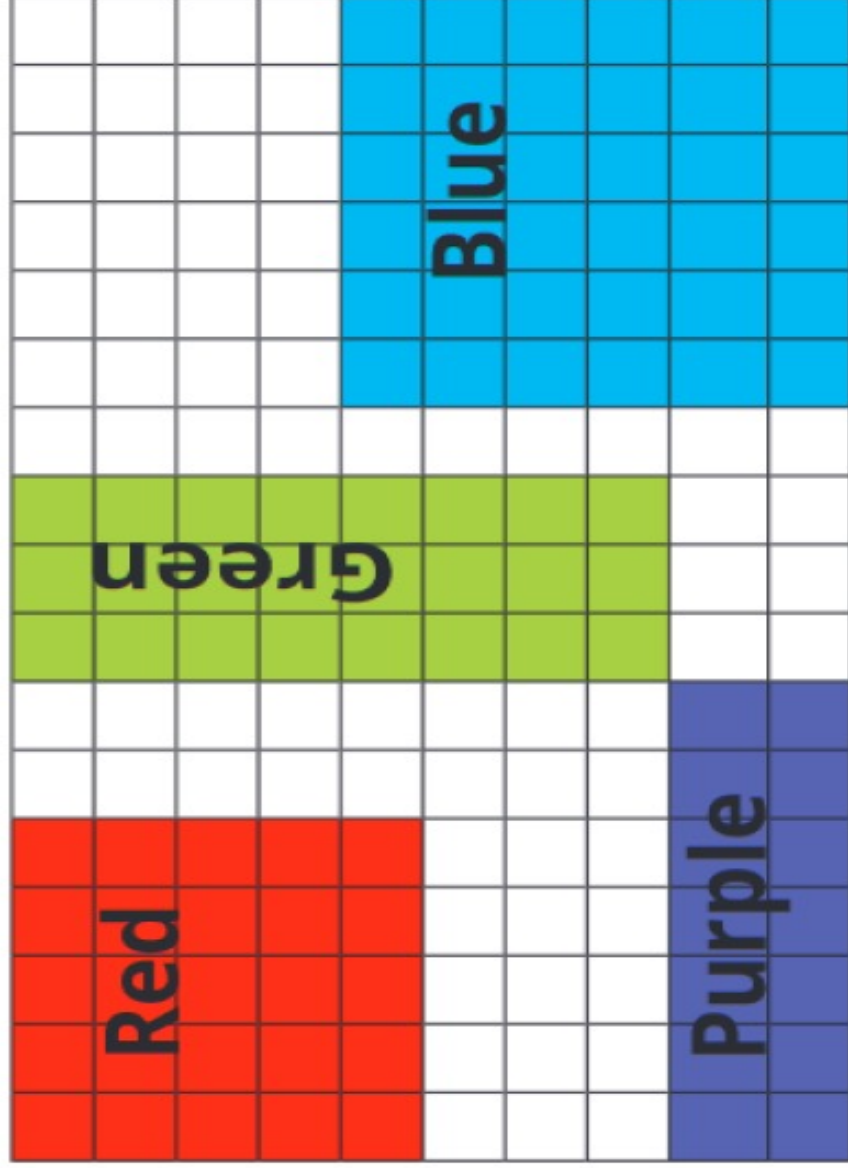
What comes next? Keep counting on...

Name _____

Date _____

Area - Informal Units

- ① Use the square grid to compare and measure the area of each of the four shapes.



- a) How many squares cover the red square? _____
- b) How many squares cover the purple rectangle? _____
- c) How many squares cover the green rectangle? _____

- ② Write a 1 on the shape with the largest area. Write a 2 on the shape with the next largest area. Keep going until all the shapes are numbered.

WEDNESDAY



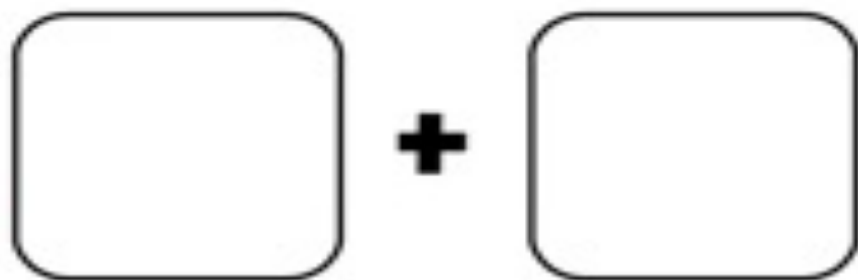
Worksheets

only for:

- Writing paper
- Number
- Maths

NUMBER THINK BOARD

Write the number in words



Show the number in tens and ones

Before & After

tens _____ ones _____

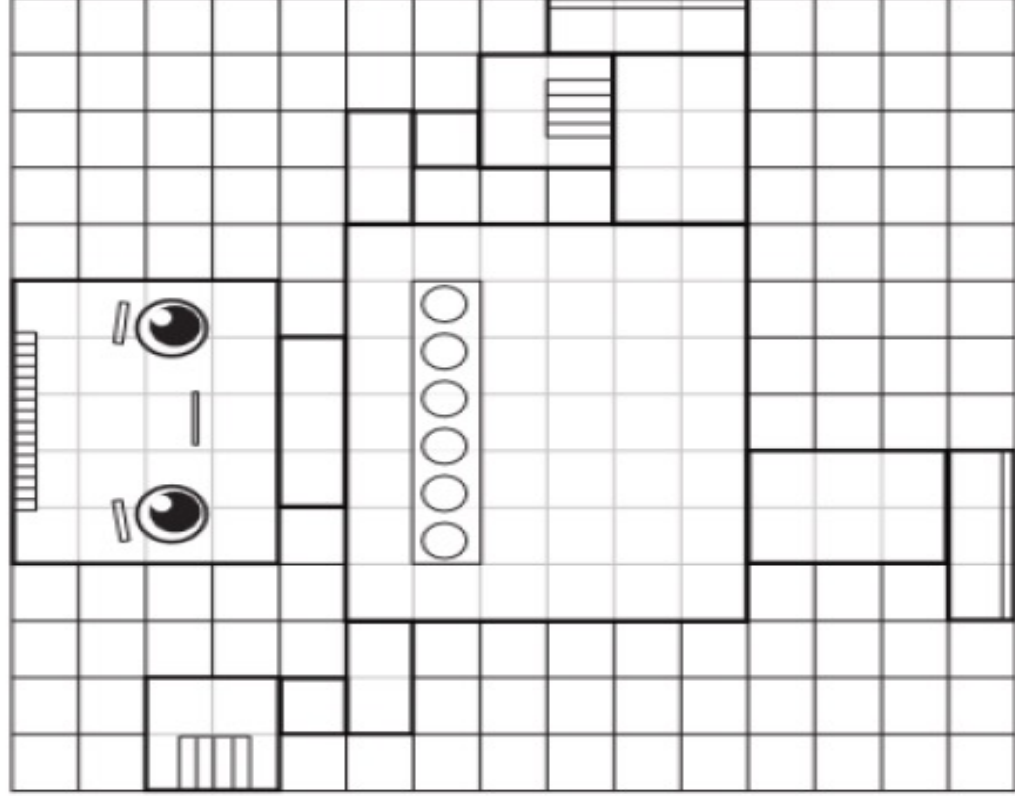
What comes next? Keep counting on...

Name _____

Date _____

Measuring Area - Informal Units

- 1 Use different colours to colour in the various parts of the robot.
Answer the questions below.



- a) How many squares cover the head of the robot? _____
- b) How many squares cover the body of the robot? _____
- c) How many squares cover both the legs and feet? _____
- d) How many squares cover both the arms and hands? _____
- e) Which part of the robot has the smallest area? _____
- f) Which part of the robot has the largest area? _____

THURSDAY



Worksheets

only for:

- Writing

Reasons

- Number

- Maths



Reasons

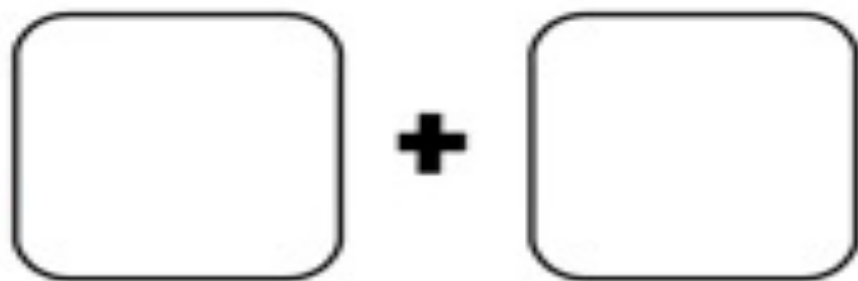
1.

2.

3.

NUMBER THINK BOARD

Write the number in words



Show the number in tens and ones


Before & After

tens _____ ones _____

What comes next? Keep counting on...

Area

Find the area of the 2D Shapes. Remember area is the inside of the object. Use household items to help you find the area.




What object did you use? _____

How many did you need to cover the square? _____

What object did you use? _____

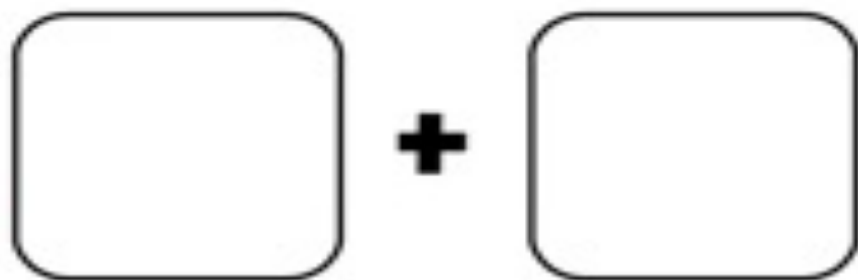
How many did you need to cover the circle? _____



Worksheets
only for:
- Writing paper
- Number
- Race to 100

NUMBER THINK BOARD

Write the number in words




Show the number in tens and ones

Before & After

tens _____ ones _____

What comes next? Keep counting on...



RACE TO 100



1	2	3	4	5	6	7	8	9	10
11	12	13	14	15	16	17	18	19	20
21	22	23	24	25	26	27	28	29	30
31	32	33	34	35	36	37	38	39	40
41	42	43	44	45	46	47	48	49	50
51	52	53	54	55	56	57	58	59	60
61	62	63	64	65	66	67	68	69	70
71	72	73	74	75	76	77	78	79	80
81	82	83	84	85	86	87	88	89	90
91	92	93	94	95	96	97	98	99	100

It took _____ rolls to
get to 100. The first player to 100
was _____

