



3-6 Mawve's



Pack- Week 2 Term 4

Hello from Mrs Bhateja

We hope you are enjoying the Learning from Home activities. I have really enjoyed seeing you upload your work onto Class Dojo.

Each day there is a set of activities to complete in the booklet. Please follow along carefully, you are not required to do the whole booklet in a day.

If you have access to Class Dojo, there may be some extra videos for you to watch and I would love to see some of your work.




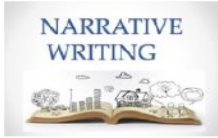




You can put it on your portfolio or send it as a message to your teacher. Uploading work from home allows us to know that you are participating and we can mark you as attending on the class roll.


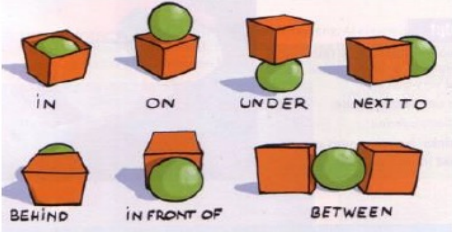



Keep your booklets and bring them to school when we are allowed to meet again.



Liverpool West Public School Support Unit Learning from Home Timetable - **Week 2, Term 4 2021**



Monday	Tuesday	Wednesday	Thursday	Wellbeing Friday
<p>Reading Choose one of the following digital portals to complete reading tasks. Sunshine Online http://www.sunshineonline.com.au/ Learning Space 1, 2 or 3 Literacy, Letter Blends, Word Families</p> <p>or</p> <p>Reading Eggs: https://readingeggs.com.au/</p> <p>or</p> <p>PM readers https://app.pmecollection.com.au</p> <p>Phonics activity</p>	<p>Reading Choose one of the following digital portals to complete reading tasks. Sunshine Online http://www.sunshineonline.com.au/ Learning Space 1, 2 or 3 Literacy, Letter Blends, Word Families</p> <p>or</p> <p>Reading Eggs: https://readingeggs.com.au/</p> <p>or</p> <p>PM readers https://app.pmecollection.com.au</p> <p>Phonics activity</p>	<p>Reading Choose one of the following digital portals to complete reading tasks. Sunshine Online http://www.sunshineonline.com.au/ Learning Space 1, 2 or 3 Literacy, Letter Blends, Word Families</p> <p>or</p> <p>Reading Eggs: https://readingeggs.com.au/</p> <p>or</p> <p>PM readers https://app.pmecollection.com.au</p> <p>Phonics activity</p>	<p>Reading Choose one of the following digital portals to complete reading tasks. Sunshine Online http://www.sunshineonline.com.au/ Learning Space 1, 2 or 3 Literacy, Letter Blends, Word Families</p> <p>or</p> <p>Reading Eggs: https://readingeggs.com.au/</p> <p>or</p> <p>PM readers https://app.pmecollection.com.au</p> <p>Phonics activity</p>	
<p>English- Writing</p> <p>Lesson 1: Watch the video on ClassDojo to learn how to write Narrative writing.</p> <p>Complete the worksheet attached.</p> 	<p>English- Writing</p> <p>Lesson 2: Watch the video on ClassDojo to learn how to write Narrative writing.</p> <p>Complete the worksheet attached.</p> 	<p>English- Writing</p> <p>Lesson 3: Watch the video on ClassDojo to learn how to write Narrative writing.</p> <p>Complete the worksheet attached.</p> 	<p>English- Writing</p> <p>Lesson 4: Watch the video on ClassDojo to learn how to write Narrative writing.</p> <p>Create your own narrative story.</p> <p>Complete the worksheet attached.</p> 	<p style="writing-mode: vertical-rl; text-orientation: mixed; font-size: 48px; font-weight: bold;">See Activity Grid Fun Day Friday!</p>
<p>Spelling Write your Rocket words → Sound out the words when writing</p> <p>Use each spelling word in a sentence.</p> 	<p>Spelling Write your Rocket words → Sound out the words when writing</p> <p>Write your spelling words in alphabetical order.</p> 	<p>Spelling Write your Rocket words → Sound out the words when writing</p> <p>Use a different colour for each letter in the word.</p> 	<p>Spelling Write your Rocket words → Sound out the words when writing</p> <p>Pyramid words</p> <p>c ca cat</p> 	
<p>Break time 30 minutes</p>	<p>Break time 30 minutes</p>	<p>Break time 30 minutes</p>	<p>Break time 30 minutes</p>	<p>Break time 30 minutes</p>

<p>Mathematics</p> <p>Number of the day! "35" Show your working on the worksheet provided.</p>	<p>Mathematics</p> <p>Number of the day! "45" Show your working on the worksheet provided.</p>	<p>Mathematics</p> <p>Number of the day! "65" Show your working on the worksheet provided.</p>	<p>Mathematic</p> <p>Number of the day! "71" Show your working on the worksheet provided.</p>	
<p>Position</p> <p>Watch the following video explaining position: https://video.link/w/wJz9c</p> <p>Complete the worksheet attached.</p> 	<p>Position</p> <p>Click on the link to watch <i>Here We Go!</i> https://video.link/w/Gir8c</p> <p>Read these instructions and draw the picture on paper:</p> <ol style="list-style-type: none"> 1. On the left side of your page draw a triangle. 2. To the right of the triangle draw a square. 3. On top of both shapes, draw a circle. 4. Below the triangle, draw two rectangles 5. On the top left of the page, draw a circle. 6. Draw a flower on the bottom right of the page. 7. Draw two rectangles below the square. 8. Draw three birds in the top right of the page. 	<p>Position</p> <p>Click on the link to listen to the song on Prepositions. https://video.link/w/PKz9c</p> <p>Complete the worksheet.</p> 	<p>Position - Directions</p> <p>Choose a special place in your house. Walk from the front door of your house to your 'special place'.</p> <p>Using the skills that you practised on Monday, write a series of simple directions that explain the way to get from your front door to your 'special place'. Make sure that you write how many steps you take for each part of the journey AND which direction you turn between each part.</p> <p><i>For example,</i> <i>Start at the front door.</i> <i>Walk straight ahead 6 steps. Turn right.</i> <i>Walk straight ahead 5 steps. Turn right</i> <i>Walk straight ahead 7 steps. Turn left.</i> <i>Walk straight ahead 7 steps. Turn left.</i> <i>You have arrived at my special place!</i></p>	<p style="writing-mode: vertical-rl; text-orientation: mixed; font-size: 48px; font-weight: bold;">See Activity Grid</p> <p style="writing-mode: vertical-rl; text-orientation: mixed; font-size: 48px; font-weight: bold;">Fun Day Friday!</p>
<p>Break time 30 minutes</p>	<p>Break time 30 minutes</p>	<p>Break time 30 minutes</p>	<p>Break time 30 minutes</p>	
<p>Science and Technology</p> <p>Watch Mrs Bhateja's video on Earth's resources.</p> <p>Watch the video on Natural and Man-made. https://www.youtube.com/watch?v=Qw6uXh9yM54</p> <p>Complete worksheet.</p> 	<p>Geography</p> <p>Please refer to Mrs Barone's post on ClassDojo!</p> 	<p>PD. H- Safety at School</p> <p>Discuss these questions with someone at home:</p> <ol style="list-style-type: none"> 1. What are some of the ways teachers help to keep you safe at school? 2. What are the classroom rules that you follow? 3. What classroom rules would you make? 4. What are some unsafe activities that you should avoid doing in the school playground? <p>Write one or more sentences telling how you keep yourself safe in the playground.</p>	<p>Healthy Education</p> <p>Watch the following video from SISA where Mr Lowndes. https://video.link/w/5Mz9c</p> <p>You might like to cook something with the help from your parents. Post a photo of you doing this.</p> 	

MONDAY




Read.
Draw.
Write.

**FAST
PHONICS**

- 1** Read the words. Draw a picture.

The pin is
in the map.



Tap the pin.



- 2** Look at the picture. Write a sentence.



I finished this peak.



I know these letters and sounds.

m i
d n



I can read:



Narrative Writing

A narrative is a story that is not real.



Characters

Draw and label the characters from the story.

Setting

Draw and label the setting from the story.

Write a compound sentence about 'The Three Little Pigs'. Remember to include the characters and the setting.



How did you go?			
I can teach someone	I understand and can do by myself	I need some more practise	I need help to do this activity

NUMBER THINK BOARD

Write the number in words



+

Show the number in tens and ones

Before

&

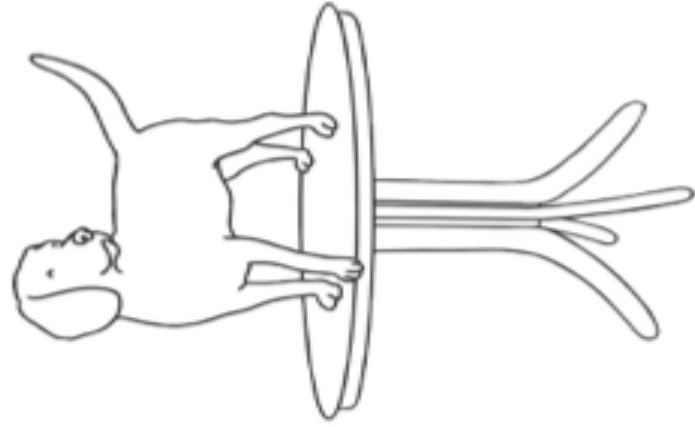
After

What comes next? Keep counting on...

tens _____

ones _____

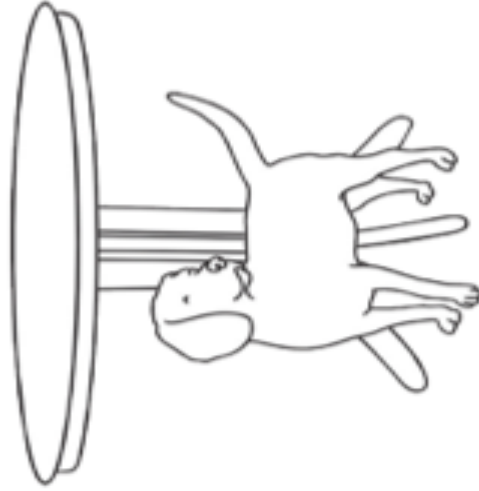
Where is Max?



Max is standing _____
the table.



Max is _____ the laundry
basket.



Max is _____ the table.



Max is _____ the toy train.

Word bank:

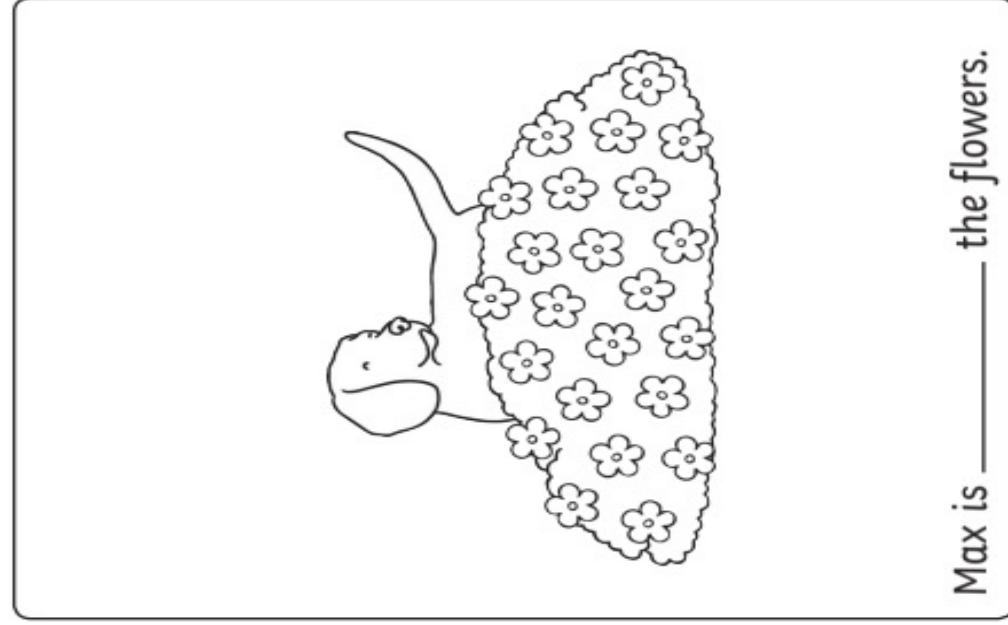
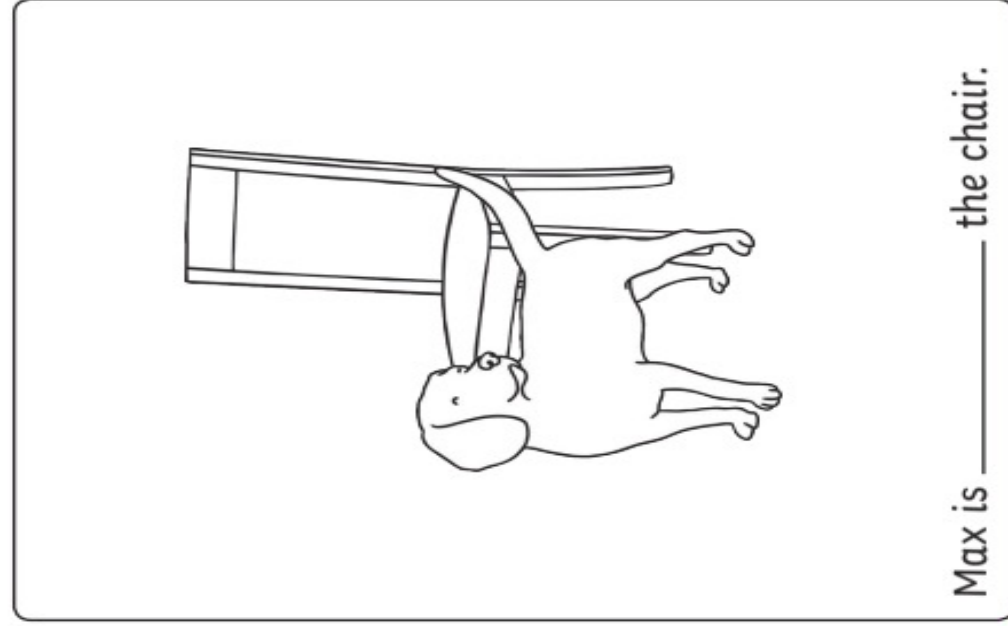

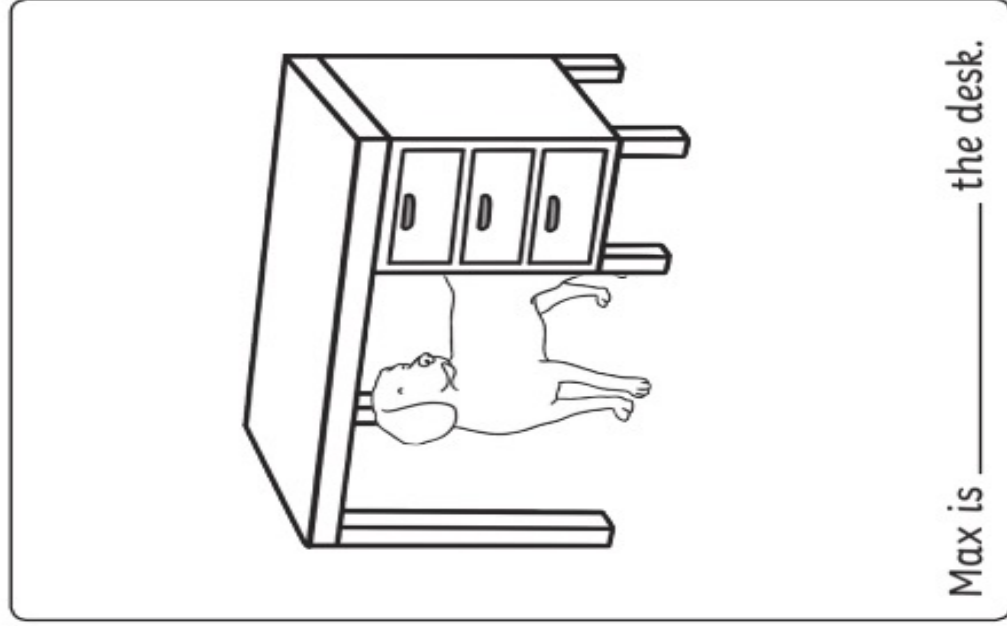
- in

- on

- next to

- under

Where is Max?



Word bank:

- in front of

- under

- beside


- behind

We are learning to identify Earth's resources and how we use them.

Draw and label something you play with, you eat and you wear and you use. Think of the natural resources used to make your objects and draw in the other box.

Natural and Man-Made Materials

Natural Materials



chalk



sand



organic oil



leather



iron



gold



cotton



coal



wood

natural rubber


wool

silk

Man-Made Materials



concrete



glass



nylon



paper



synthetic rubber



steel



plastic



rayon



polyester

twinkl

How did you go?

I can teach someone

I understand and can do by myself

I need some more practice

I need help to do this activity

Play

Use

Eat

Wear

Resource

Resource

Resource

Resource

TUESDAY



Beginning
soundsFAST
PHONICS

1 Match each picture to its sound.



g



o



2 Colour the first sound.



n

g

t

m

p

n

o


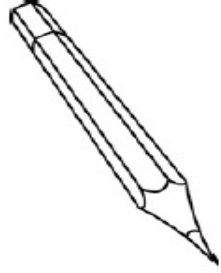
d

g


t


i

s



3 Write the beginning sound.



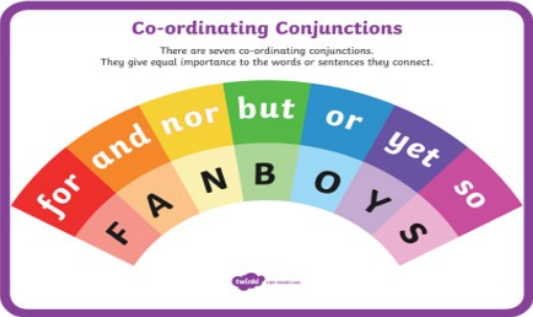








Narrative Writing



Compound sentences are two simple sentences which are joined together with a conjunction words like and, but, because, yet, so.

Write one or more compound sentence about each of these characters.







How did you go?			
I can teach someone	I understand and can do by myself	I need some more practise	I need help to do this activity

NUMBER THINK BOARD

Write the number in words



+

Show the number in tens and ones

Before & After

tens _____ ones _____

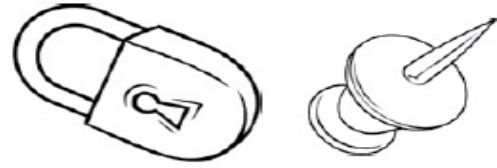
What comes next? Keep counting on...

WEDNESDAY



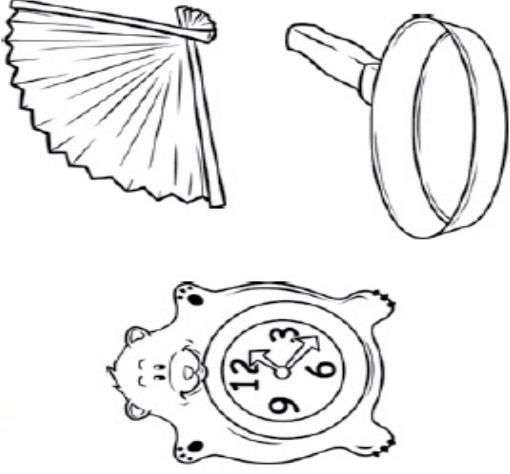
ck

- 1 Match each ending sound to its picture.


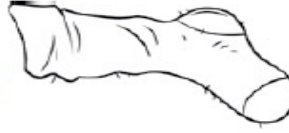



ck

n



- 2 Colour the ending sound.



ck

g

t

m

p

ck

c

p

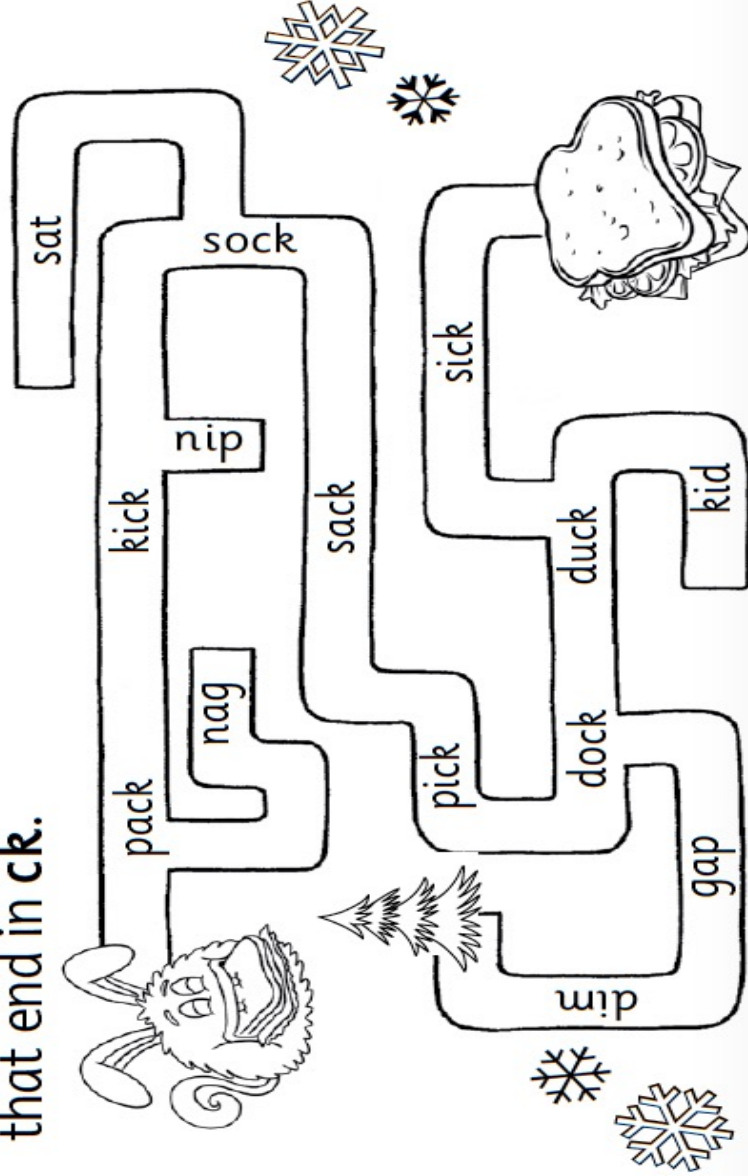
g

ck

m

n

- 3 Help the Furball get to the snack. Join all the words that end in ck.



Narrative Writing


How did you go?

I can teach someone	I understand and can do by myself	I need some more practise	I need help to do this activity
---------------------	-----------------------------------	---------------------------	---------------------------------

1₁

Listen to the story and listen for the conjunctions.

<https://bit.ly/3hCbYvA>



3₃

Now can you write a compound sentence about the big bad wolf from Little Red Riding Hood?



2₂

Can you choose the right conjunction to finish these sentences?

I like to eat lemons ____ I do not like limes.	so but for
I am tired ____ I can't go to sleep.	yet but so
My cat is funny ____ I laugh at her.	and but so
Julie and Raymond are tall ____ they like to play basketball.	and for so
We learnt about doubles ____ we can add quicker.	and or so
He looks sad ____ he is crying.	but so and
I like to eat cake _____ it is yummy.	yet because so
Yellow is a nice colour ____ pink is my favourite colour.	because and but

NUMBER THINK BOARD

Write the number in words

+



Show the number in tens and ones

Before

&

After

What comes next? Keep counting on...


tens _____

ones _____

Preposition Drawing Task

Draw a cat on a table.	Draw a dog in a box.
Draw an apple under a table.	Draw a bird beside a nest.
Draw a boy in front of a chair.	Draw a girl behind a tree.
Draw a ball between two shoes.	Draw a doll inside a toy box.
Draw a chick outside a box.	Draw a cow next to a gate.

THURSDAY



1 Complete each word. Match to its picture. o k ck t



ma__



so__



__ick



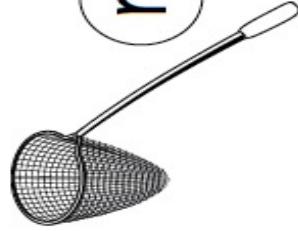
d__g



2 Say the name of each picture. Colour its beginning, middle and ending sound. Write the word.



t p i a c k n



n k e a t p


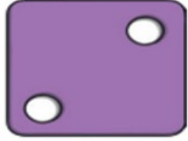
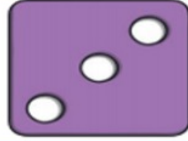
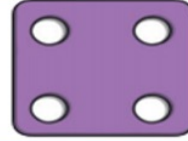






















m s a o c k c


Narrative Writing

Use the storyboard to choose a setting, a character and a prop to write your short narrative.

My Fairy Tale Storyboard

						
setting						
characters						
prop						

Interesting
story
starters



Once upon a time

One sunny day

BANG! The branch hit the window
as the wind howled through the
night

Jamie heard a scream as he
raced through the maze.

NUMBER THINK BOARD

Write the number in words




+

Show the number in tens and ones

Before & After

What comes next? Keep counting on...

tens _____ ones _____



Activity Grid

Choose 1
activity form
each subject on
the grid.

Free Choice Friday Support Classes
Choose 1 activity from each subject



English Choice - Choose 1 activity

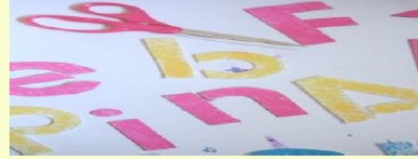
Spelling

Use objects in your house to spell your rocket words. I used popcorn!!



Post a photo to show your teacher!

Find an old magazine and cut out the letters of your name and stick them onto a piece of paper, did you make it creative? Make sure you take a pic and upload it to dojo!



Write/Record the steps to make a snack.
Play it back to yourself. Did you leave any steps out?



View Mrs Habbous making fairy bread & fruit kebabs

<https://bit.ly/3l7qwqZ>
<https://bit.ly/3h6SmSX>

Mathematics Choice - Choose 1 activity

Number Guessing Game!

With a family member or sibling play the number guessing game.

For Example: My number is between 1-10 remember not to tell them the number.

My number is 5 but my family needs to guess the number? so if they say 6 you say lower. If they say 4 you say higher. Then the next person guesses the number to be 5. Now it is their turn.



Visit www.abcya.com navigate to your grade and complete two games

Paper plane activity!

Make a paper plane and see how far it flies. Measure by using steps from where you are standing and where your paper plane landed.

How to make paper plane:

<https://bit.ly/2WirPLb>



PDHPE: Wellbeing Choice - Choose an activity

Help family with a job

View how to:

Fold clothes

<https://www.youtube.com/watch?v=ZDmZLFhVj-8>

Wash Dishes

<https://www.youtube.com/watch?v=q-BFNvJHJvA>

Make bed

<https://www.youtube.com/watch?v=wYl9Jae4h08>



Spell Your Name Activity for Kids

Using the next page. Spell your name using the actions.

You may like to upload a video onto Class Dojo.

e.g. Mia

M = Shake your hips side to side for the count of 15.

I = 10 jumping jacks as high as possible

A = chomp your arms 10 times link an ALLIGATOR

GoNoodle

<https://www.gonoodle.com/>

Join in some movement and mindfulness videos
Better When Im Dancing

<https://www.gonoodle.com/videos/OYZpG2/better-when-im-dancing>

Rainbow breath

<https://www.youtube.com/watch?v=O29e4rRMrv4>

Wellbeing

Take the time to stop and think in a quiet space.



Connect with nature and photograph an animal or plant.

Art on a Plate Challenge



Be creative and create a picture on a plate using food you have at home. Take a photo, then enjoy eating it.

SPELL YOUR NAME

Activity for KIDS

- A** Chomp your arms 10 TIMES like an ALLIGATOR
- B** Bounce up and down 15 times
- C** CLAP your hands above your head 10 times
- D** DANCE around like a Monkey for 2 minutes
- E** Pretend you are an ELEPHANT for 20 seconds
- F** FLAP your arms like a bird 20 times
- G** GALLOP like a horse for a minute
- H** HOP like a bunny 20 times
- I** 10 Jumping Jacks and high as possible
- J** JUMP on one foot for the count of 10 then switch feet and jump 10 more times
- K** 10 Side KICKS on each leg
- L** Squat down and JUMP up high 10 times
- M** Shake your HIPS side to side for the count of 15
- N** 10 TOE touches
- O** Pretend you are an OCTOPUS and swing your arms around for 5 seconds
- P** 15 AIR Punches
- Q** Stretch up high to the sky and then touch the floor 10 times
- R** Jump Like a FROG 10 times
- S** Skip for 20 seconds
- T** Go up on your tip toes and back down 10 times
- U** 20 Elbow to your Knee touches
- V** Put your hands on your hips and twist left to right 10 times
- W** WIGGLE all over for 10 seconds
- X** MARCH like a soldier for 30 Seconds
- Y** Kick back like a DONKEY 10 times on each leg
- Z** Jump with your feet together 10 jumps forward