



3-6 Mawve's



Pack- Week 9

Hello from Mrs Bhateja

We hope you are enjoying the Learning from Home activities. I have really enjoyed seeing you upload your work onto Class Dojo.

Each day there is a set of activities to complete in the booklet. Please follow along carefully, you are not required to do the whole booklet in a day.

If you have access to Class Dojo, there may be some extra videos for you to watch and I would love to see some of your work.









You can put it on your portfolio or send it as a message to your teacher. Uploading work from home allows us to know that you are participating and we can mark you as attending on the class roll.

Keep your booklets and bring them to school when we are allowed to meet again.

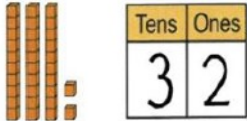
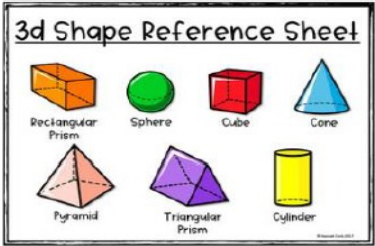
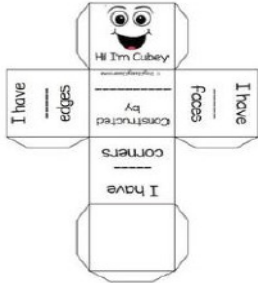





Liverpool West Public School Support Unit Learning from Home Timetable - Week 9, Term 3 2021




Monday	Tuesday	Wednesday	Thursday	Wellbeing Friday
Reading Choose one of the following digital portals to complete reading tasks. Sunshine Online http://www.sunshineonline.com.au/ Learning Space 1, 2 or 3 Literacy, Letter Blends, Word Families or Reading Eggs: https://readingeggs.com.au/ or PM readers https://app.pmcollection.com.au or https://storylineonline.net	Reading Choose one of the following digital portals to complete reading tasks. Sunshine Online http://www.sunshineonline.com.au/ Learning Space 1, 2 or 3 Literacy, Letter Blends, Word Families or Reading Eggs: https://readingeggs.com.au/ or PM readers https://app.pmcollection.com.au or https://storylineonline.net	Reading Choose one of the following digital portals to complete reading tasks. Sunshine Online http://www.sunshineonline.com.au/ Learning Space 1, 2 or 3 Literacy, Letter Blends, Word Families or Reading Eggs: https://readingeggs.com.au/ or PM readers https://app.pmcollection.com.au or https://storylineonline.net	Reading Choose one of the following digital portals to complete reading tasks. Sunshine Online http://www.sunshineonline.com.au/ Learning Space 1, 2 or 3 Literacy, Letter Blends, Word Families or Reading Eggs: https://readingeggs.com.au/ or PM readers https://app.pmcollection.com.au or https://storylineonline.net	
English- Writing Redesign and draw the front cover of your favourite book. If you can't find a favourite book, go back to the books, we have read in the past weeks to help you. You will need to be creative if you were the author and illustrator of the book what would the cover of the book like? 	English- Writing Procedure writing: Lesson 1 Watch Mrs Bhateja's video on ClassDojo explaining how to write procedures. Complete the procedure worksheet. 	English- Writing Listening to a read aloud of 'two rainbows' https://storyboxlibrary.com.au/stories/two-rainbows Login with the following: Username: lwps Password: lwps What was your favourite part of the story and why? 	English- Writing Procedure writing: Lesson 2 Watch Mrs Bhateja's video on ClassDojo explaining how to write procedures. Complete the procedure worksheet. 	
Spelling Write your Rocket words → Sound out the words when writing Use each spelling word in a sentence. 	Spelling Write your Rocket words → Sound out the words when writing Write your spelling words in alphabetical order. 	Spelling Write your Rocket words → Sound out the words when writing Use a different colour for each letter in the word. 	Spelling Write your Rocket words → Sound out the words when writing Pyramid words c ca cat 	
Break time 30 minutes	Break time 30 minutes	Break time 30 minutes	Break time 30 minutes	Break time 30 minutes

See Activity Grid
Fun Day Friday!

<p>Mathematics</p> <p>Number of the day! "20" Show your working on the worksheet provided.</p>	<p>Mathematics</p> <p>Number of the day! "30" Show your working on the worksheet provided.</p>	<p>Mathematics</p> <p>Number of the day! "36" Show your working on the worksheet provided.</p>	<p>Mathematic</p> <p>Number of the day! "11" Show your working on the worksheet provided.</p>	
<p>Place value</p> <p>Place value and partitioning Counting by 10s and 1s</p> <p>Watch the following video to help you understand place value.</p> <p>https://www.youtube.com/watch?v=T5Qf0qSSJFI</p> 	<p>3D Objects</p> <p>Watch the following video on 3D shapes: https://www.youtube.com/watch?v=svrkhG2950</p> <p>Look around your house and find 3D objects.</p> <p>Take a photo or draw that 3D object and name the shape.</p> <p>Post this on ClassDojo.</p> 	<p>3D Objects</p> <p>Watch the following video explaining nets of 3D shapes: https://www.youtube.com/watch?v=jVlFsmPZe6Q</p> <p>Use the nets in the pack to make your 3D shapes.</p> 	<p>3D objects</p> <p>Watch the following video 3D shapes in real life: https://www.youtube.com/watch?v=Eb2coLwULc</p> <p>Complete the worksheet attached.</p> 	
Break time 30 minutes	Break time 30 minutes	Break time 30 minutes	Break time 30 minutes	
<p>Science and Technology</p> <p>Measuring weather!</p> <p>Watch the following video: https://www.youtube.com/watch?v=e3inavDlwfk</p> <p>Complete the worksheet.</p> 	<p>Geography</p> <p>Please refer to Mrs Barone's post on ClassDojo!</p> 	<p>PD. H</p> <p>Food Safety: Ask an adult what they know about safely preparing and cooking food.</p> <p>Some hygiene steps that you can follow while preparing food include:</p> <ul style="list-style-type: none"> • washing hands. • not coughing or sneezing near food. • Tying up long hair. • keeping pets out of the kitchen. <p>Talk with a family member about useful information that is found on food labels. What is the difference between a best before date and a use by date? Write a sentence explaining the difference.</p>	<p>PE</p> <p>Guided meditation-</p> <p>Follow the link to do the guided meditation.</p> <p>Listen → Relax</p> <p>Cosmic Yoga: https://www.youtube.com/watch?v=HtYIQiXyrsE</p>	

See Activity Grid
Fun Day Friday!



Worksheets only

for:

- Writing paper
- Number
- Maths
- Science

NUMBER THINK BOARD

Write the number in words

+



Show the number in tens and ones

Before & After

tens _____ ones _____

What comes next? Keep counting on...

Place Value



Name: Date:

Write how many groups of tens and ones there are.

	_____ tens _____ ones _____ + _____ = _____
	_____ tens _____ ones _____ + _____ = _____
	_____ tens _____ ones _____ + _____ = _____
	_____ tens _____ ones _____ + _____ = _____
	_____ tens _____ ones _____ + _____ = _____

Science- weather collectors


Write down some ways we can collect information about the weather? Look at the pictures below to help:



To collect accurate information about the weather, we need to use instruments that measure the rain, wind and temperature.

Write or draw pictures about the weather each instrument measures.





Worksheets only

for:

-Procedure

Writing

-Number

How to Make a Jam Sandwich

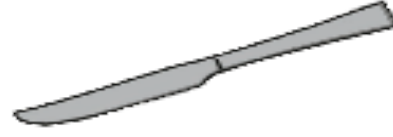
What you need:



Bread



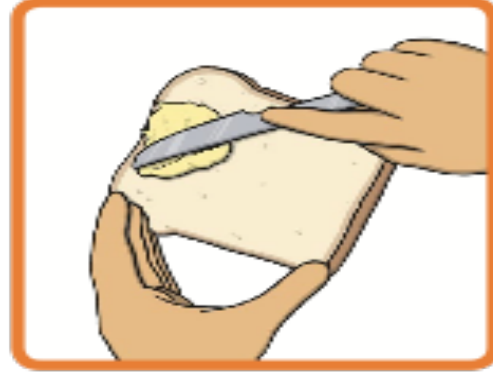


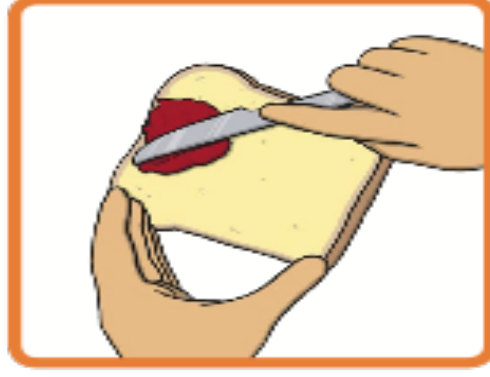

Butter



Knife



Jam



Cut out each step and glue them next to the correct picture:

Get some jam, some
butter and
a knife.

Place the other slice
of bread on top.

Spread the jam onto
one slice of bread.

Eat your
sandwich.

Get two slices
of bread.

Spread the butter
onto one slice
of bread.

NUMBER THINK BOARD

Write the number in words

+




Show the number in tens and ones

Before & After

What comes next? Keep counting on...

tens _____ ones _____



Worksheets
only for:
- Writing paper
- Number
- Maths

NUMBER THINK BOARD

Write the number in words



+

Show the number in tens and ones

Before

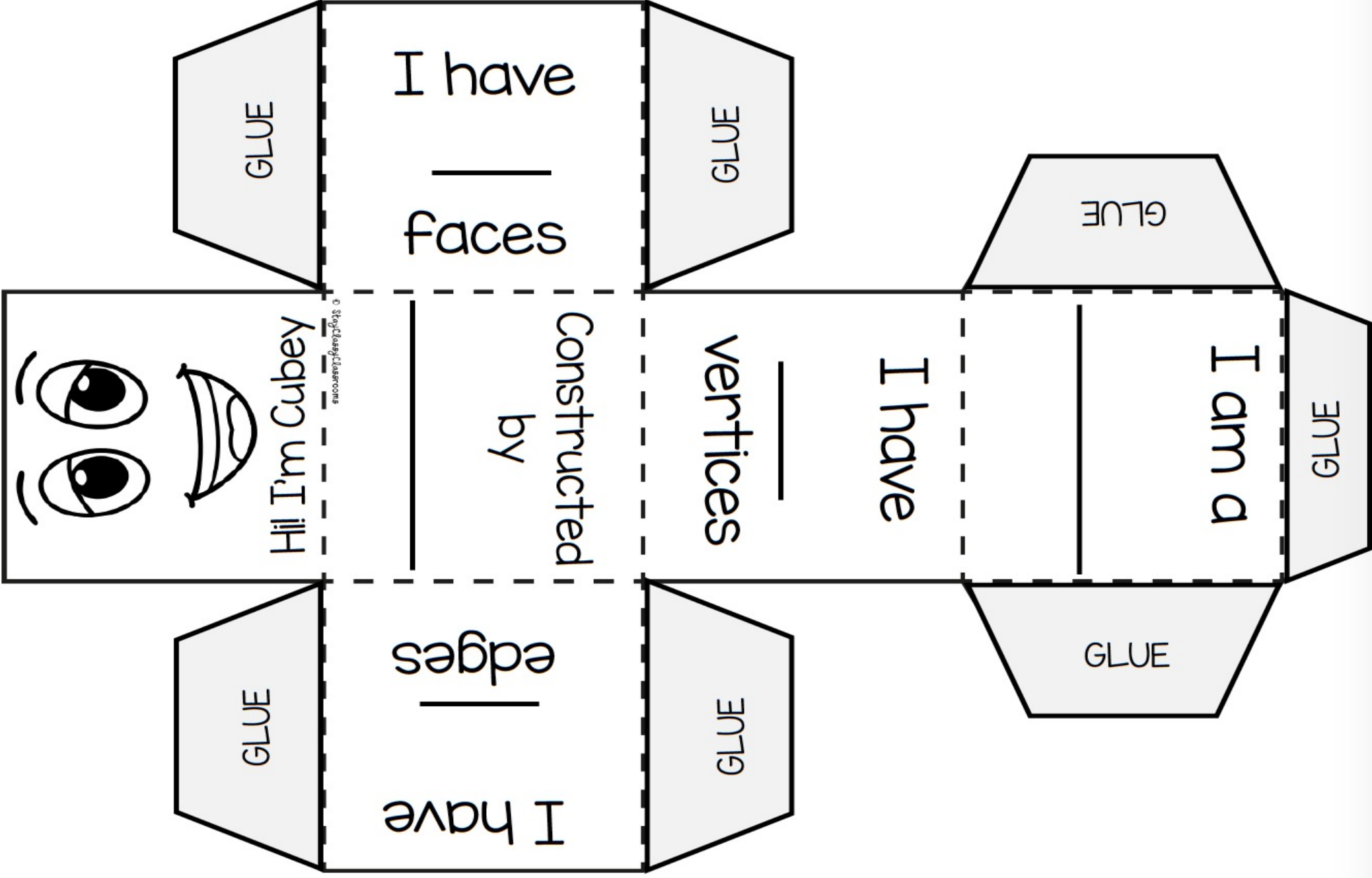
&

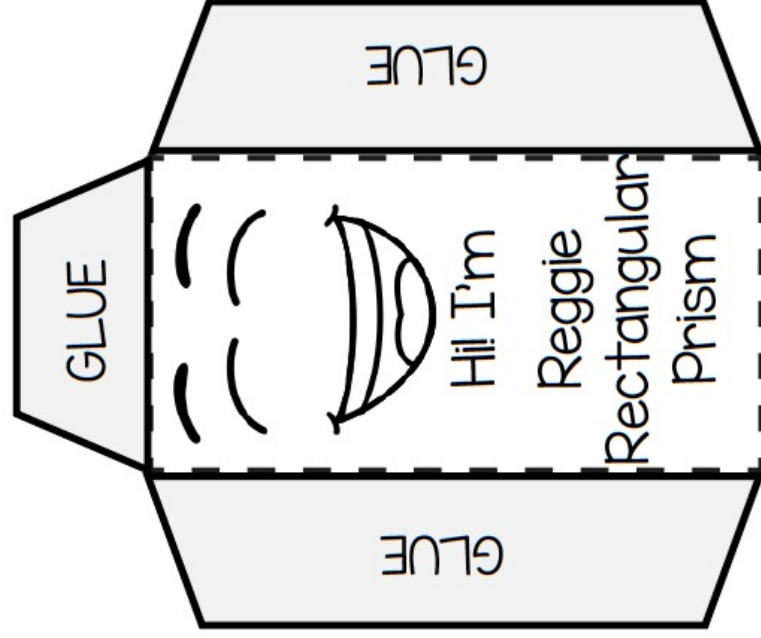
After

What comes next? Keep counting on...

tens _____

ones _____





Constructed

by

GLUE

GLUE

vertices

edges

faces

I have

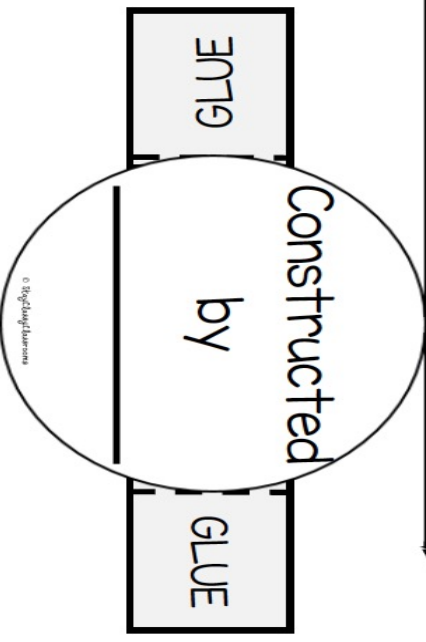
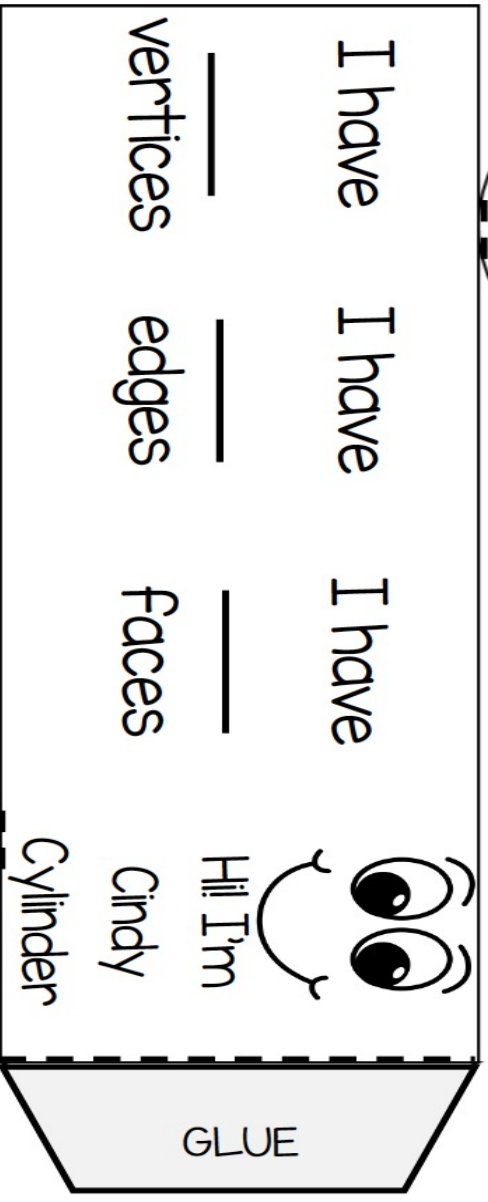
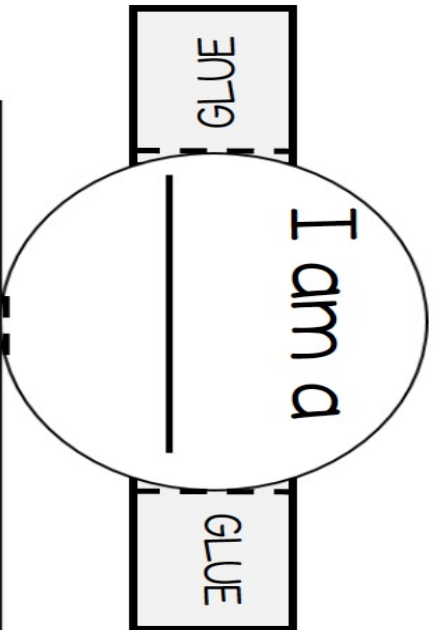
I have

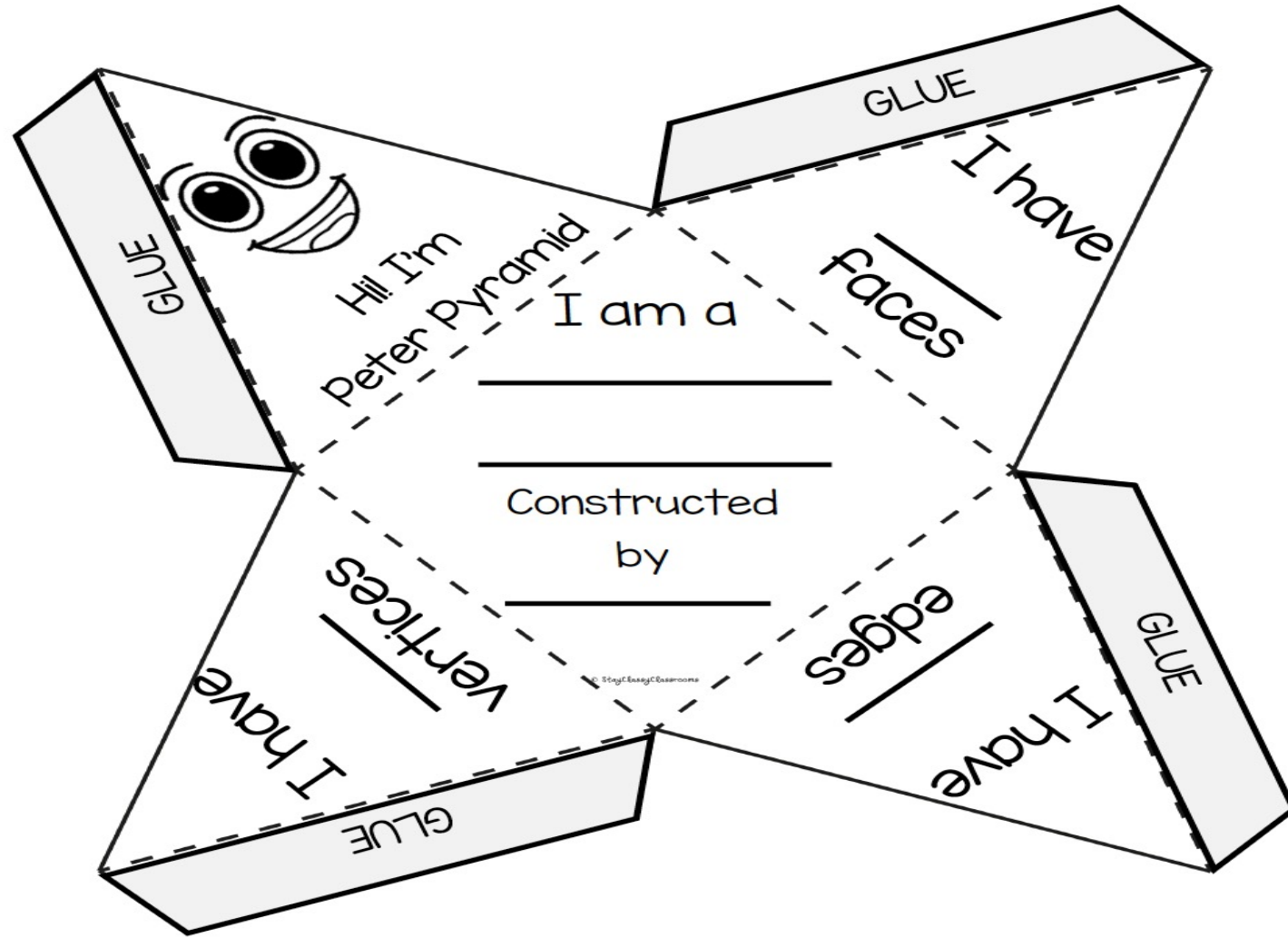
I have

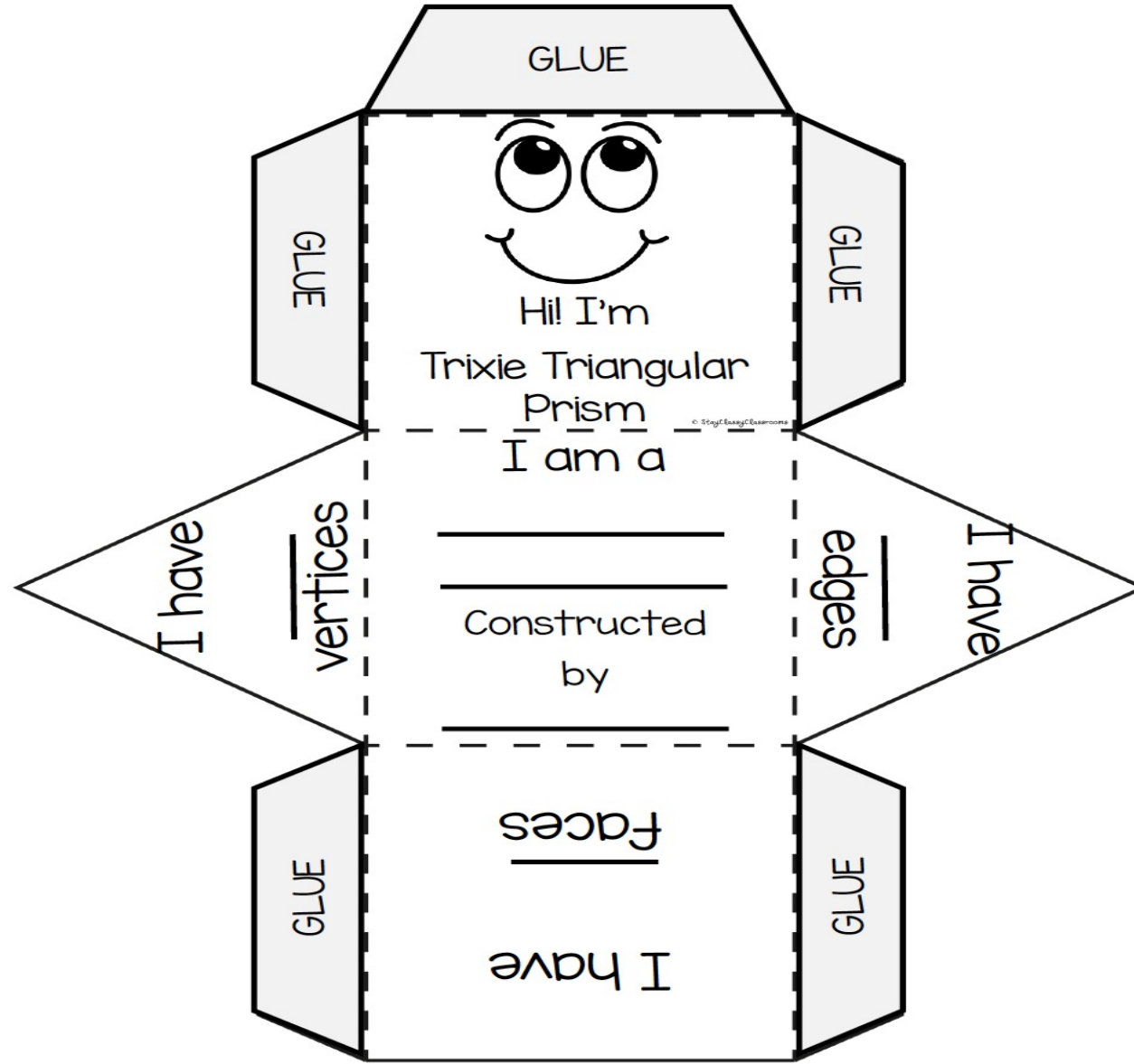
GLUE

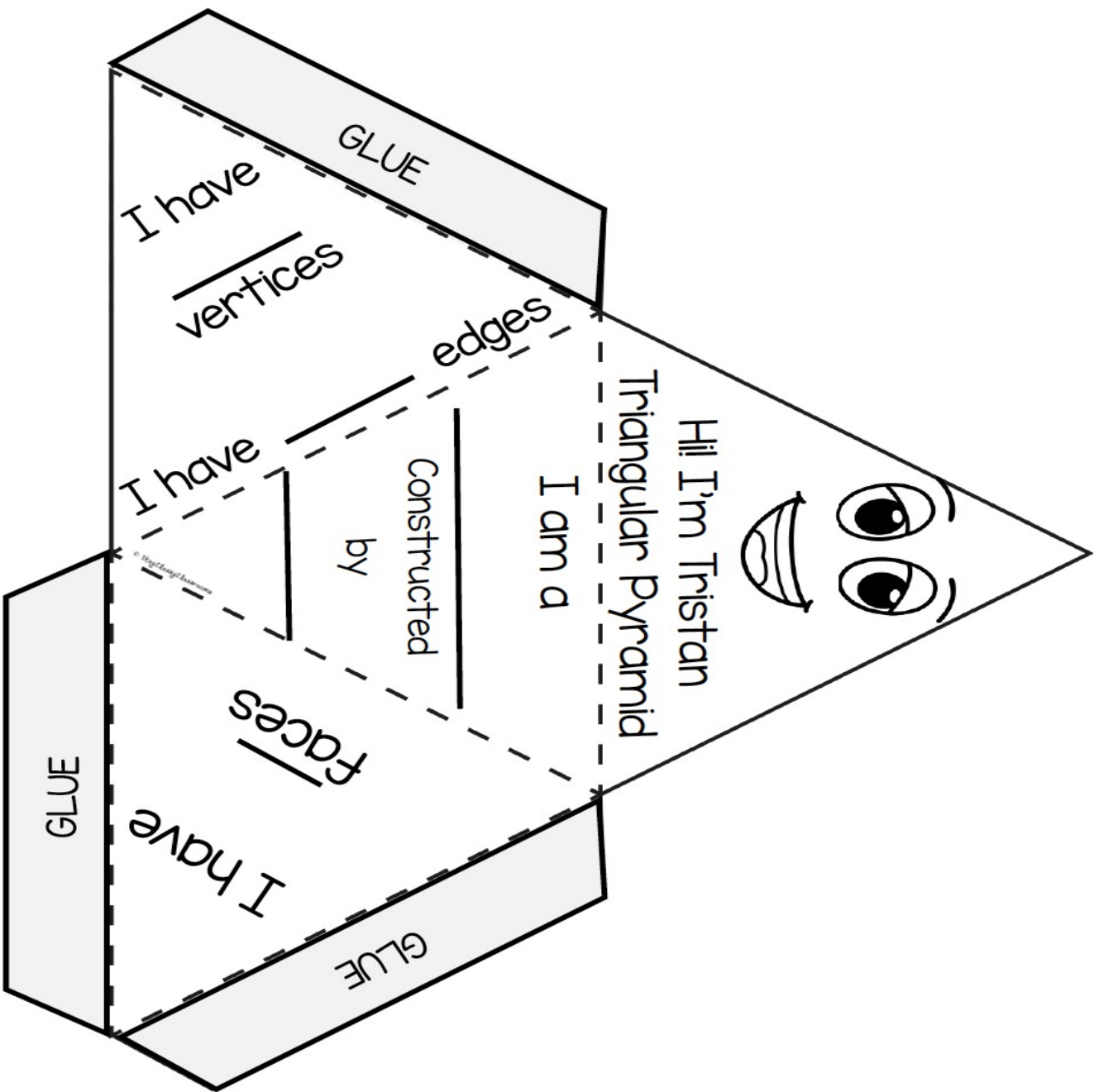
GLUE


I am a












Worksheets
only for:
- Writing
Procedure
- Number
- Maths

How to Make Fairy Bread

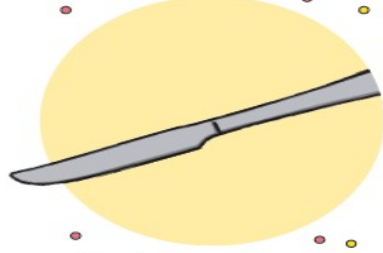
What you need:



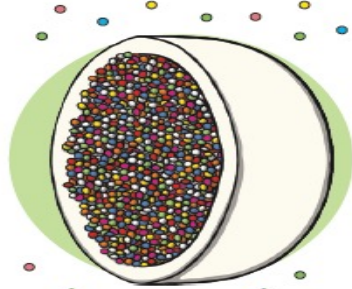
Bread








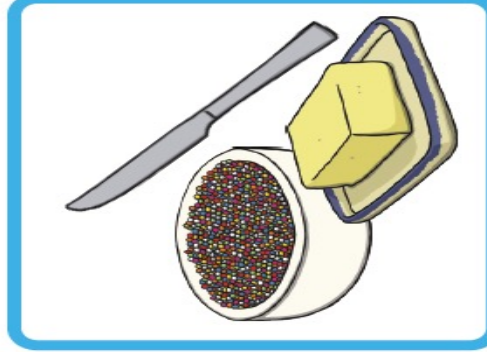

Butter



Knife



Sprinkles



Cut out each step and glue them next to the correct picture:

Get some
sprinkles, some
butter and a knife.

[twinkl.com](https://www.twinkl.com)

Cut the bread
into triangles.

[twinkl.com](https://www.twinkl.com)

Sprinkle the
sprinkles onto
the bread.

[twinkl.com](https://www.twinkl.com)

Eat your
fairy bread.

[twinkl.com](https://www.twinkl.com)

Get some
bread.

[twinkl.com](https://www.twinkl.com)

Spread the butter
onto the bread.

[twinkl.com](https://www.twinkl.com)

NUMBER THINK BOARD

Write the number in words

+



Show the number in tens and ones

Before & After


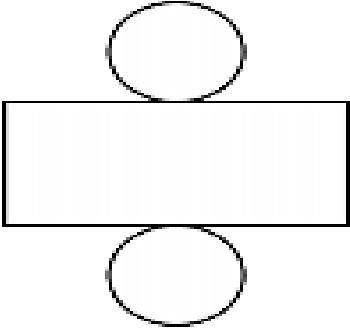
What comes next? Keep counting on...


tens _____ ones _____



3D Shape Challenge

Find examples of everyday objects which are common 3D shapes. Accurately draw and label the object and its shape net below.

3D Shape Name	Object	Shape Net
Cylinder		



Activity Grid

Choose 1
activity form
each subject
the grid.

Free Choice Friday (Support Classes) → Choose 1 activity from each subject



English Choice - Choose 1 activity

Spelling

Use objects in your house to spell your rocket words. I used popcorn!!



Post a photo to show your teacher!

Find an old magazine and cut out the letters of your name and stick them onto a piece of paper, did you make it creative? Make sure you take a pic and upload it to dojo!



Write/Record the steps to make your breakfast. Play it back to yourself. Did you leave any steps out?



Mathematics Choice - Choose 1 activity

Have a look around your house, what shapes can you find? Choose two shapes. Is it a 2D or 3D shape? How many sides? How many edges?



You could photograph/draw a picture to record.



Visit www.abcya.com navigate to your grade and complete two games

Paper plane activity!

Make a paper plane and see how far it flies. Measure by using steps from where you are standing and where your paper plane landed.

How to make paper plane:

<https://bit.ly/2WirPLb>



PDHPE: Wellbeing Choice - Choose 2 activities



Join an animal talk

<https://taronga.org.au/taronga-tv>



<https://www.wildlifesydney.com.au/what-s-inside/virtual-zoo/live-streams/>

Fitness challenge

Follow the instructions given by 'Be Skilled and Be Fit' instructors. Enjoy being active! Don't forget to upload videos of yourself exercising.

Video links below 📱:

Catching Masterclass 📱 <https://bit.ly/3sKYPro>

Workout 📱 <https://bit.ly/2UKrNLM>

Help your family with 3 jobs everyday



GoNoodle

<https://www.gonoodle.com/>

Join in some movement and mindfulness videos

Wellbeing

Take the time to stop and think in a quiet space.



Connect with nature and photograph an animal or plant.

Art on a Plate Challenge



Be creative and create a picture on a plate using food you have at home. Take a photo, then enjoy eating it.