



3-6 Mawve's



Pack- Weeks 5 & 6

Hello from Mrs Bhateja

We hope you are enjoying the Learning from Home activities. I have really enjoyed seeing you upload your work onto Class Dojo.

Each day there is a set of activities to complete in the booklet. Please follow along carefully, you are not required to do the whole booklet in a day.

If you have access to Class Dojo, there may be some extra videos for you to watch and I would love to see some of your work.

You can put it on your portfolio or send it as a message to your teacher. Uploading work from home allows us to know that you are participating and we can mark you as attending on the class roll.

Keep your booklets and bring them to school when we are allowed to meet again.

Week 5













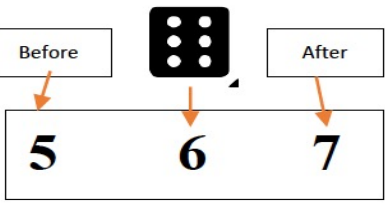
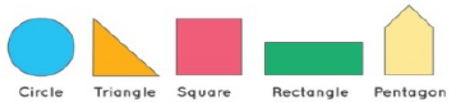







Please read the timetable carefully, not all days have worksheet.



Liverpool West Public School Support Unit Learning from Home Timetable - **Week 5, Term 3 2021**



Monday	Tuesday	Wednesday	Thursday	Friday
<p>Reading Choose one of the following digital portals to complete reading tasks. Sunshine Online http://www.sunshineonline.com.au/ Learning Space 1, 2 or 3 Literacy, Letter Blends, Word Families</p> <p>or</p> <p>Reading Eggs: https://readingeggs.com.au/</p> <p>or</p> <p>PM readers https://app.pmecollection.com.au or https://storylineonline.net</p>	<p>Reading Choose one of the following digital portals to complete reading tasks. Sunshine Online http://www.sunshineonline.com.au/ Learning Space 1, 2 or 3 Literacy, Letter Blends, Word Families</p> <p>or</p> <p>Reading Eggs: https://readingeggs.com.au/</p> <p>or</p> <p>PM readers https://app.pmecollection.com.au or https://storylineonline.net</p>	<p>Reading Choose one of the following digital portals to complete reading tasks. Sunshine Online http://www.sunshineonline.com.au/ Learning Space 1, 2 or 3 Literacy, Letter Blends, Word Families</p> <p>or</p> <p>Reading Eggs: https://readingeggs.com.au/</p> <p>or</p> <p>PM readers https://app.pmecollection.com.au or https://storylineonline.net</p>	<p>Reading Choose one of the following digital portals to complete reading tasks. Sunshine Online http://www.sunshineonline.com.au/ Learning Space 1, 2 or 3 Literacy, Letter Blends, Word Families</p> <p>or</p> <p>Reading Eggs: https://readingeggs.com.au/</p> <p>or</p> <p>PM readers https://app.pmecollection.com.au or https://storylineonline.net</p>	<p>Reading Choose one of the following digital portals to complete reading tasks. Sunshine Online http://www.sunshineonline.com.au/ Learning Space 1, 2 or 3 Literacy, Letter Blends, Word Families</p> <p>or</p> <p>Reading Eggs: https://readingeggs.com.au/</p> <p>or</p> <p>PM readers https://app.pmecollection.com.au or https://storylineonline.net</p>
<p>English- Writing</p> <p>In your workbook, write a letter to Mrs Bhateja telling her how your weekend went. Don't forget to include the 5 W's: Who, What, Where, When and Why?</p> 	<p>English- Writing</p> <p>Write a letter, replying to Mrs Bull's letter, telling her how you are staying safe at home during the lockdown?</p> 	<p>English- Writing</p> <p>Listening to a read aloud of 'I'm Hero too' https://storyboxlibrary.com.au/stories/im-a-hero-too What was your favourite part of the story and why?</p> 	<p>English- Writing</p> <p>Write a letter to a friend telling them about what you have been doing during the lockdown and how does it make you feel?</p> 	<p>English- Writing</p> <p>Free Writing Friday! Write about a topic of your choice. You might like to write a story.</p> 
<p>Spelling Write your Rocket words → Sound out the words when writing</p> <p>Use each spelling word in a sentence.</p> 	<p>Spelling Write your Rocket words → Sound out the words when writing</p> <p>Write your spelling words in alphabetical order.</p> 	<p>Spelling Write your Rocket words → Sound out the words when writing</p> <p>Use a different colour for each letter in the word.</p> 	<p>Spelling Write your Rocket words → Sound out the words when writing</p> <p>Pyramid words</p> <p>c ca cat</p> 	<p>Spelling Write your Rocket words → Sound out the words when writing</p> <p>Spell your words out loud in a mouse's voice.</p> 
Break time 30 minutes	Break time 30 minutes	Break time 30 minutes	Break time 30 minutes	Break time 30 minutes

<p>Mathematics</p> <p>Number of the day! "19" Show your working on the worksheet provided.</p>	<p>Mathematics</p> <p>Number of the day! "27" Show your working on the worksheet provided.</p>	<p>Mathematics</p> <p>Number of the day! "66" Show your working on the worksheet provided.</p>	<p>Mathematics</p> <p>Number of the day! "39" Show your working on the worksheet provided.</p>	<p>Mathematics</p> <p>Number of the day! "23" Show your working on the worksheet provided.</p>
<p>Addition</p> <p>Roll a dice or two dice. If you have deck of cards, you can use them too.</p> <p>Roll the dice, write the number down then write the number before and after the number you rolled.</p> <p>Use the online dice: https://virtualdiceroll.com/1/en/one-die</p> 	<p>Length</p> <p>Watch video explanation: https://www.youtube.com/watch?v=2wUsdsa_e0ro</p> <p>Look around your house for objects that are the longest to shortest. Put these in the order of being long to being short.</p> <p>Then using your hand, check how big or how little the object is? You can say that your book is 1 handspan.</p>	<p>2D Shapes</p> <p>Repeat activity find as many 2D shapes around the house. Draw the shapes and answer the following:</p> <p>How many side the shape has? How many corners the shape have?</p> 	<p>Data</p> <p>Watch the following interactive video: https://www.youtube.com/watch?v=zF_dBk8EP_Dk</p> <p>Ask all your family members which colour do they like red or black?</p> <p>Complete the worksheet.</p> 	<p>Number</p> <p>Play 'Race to 100' with you parent, carer, or your sibling.</p> <p>Don't forget to tell me who won!</p> 
<p>Break time 30 minutes</p>	<p>Break time 30 minutes</p>	<p>Break time 30 minutes</p>	<p>Break time 30 minutes</p>	<p>Break time 30 minutes</p>
<p>Science and Technology</p> <p>Day light savings: What is day light saving? Watch the video then explain in your own words what you have learnt. You may like to record yourself telling me the facts.</p> <p>BTN https://www.youtube.com/watch?v=50tIjN2p5Mg</p> <p>Complete the worksheet.</p> 	<p>Geography</p> <p>Please refer to Mrs Barone's post on ClassDojo!</p> 	<p>PD. H</p> <p>Write down everything you know about sun safety!</p> <p>Why is it important that we are safe in the sun?</p> <p>Draw a picture or write some sentences about what you wear to the beach to be sun safe!</p> 	<p>PE</p> <p>Practise your throwing, rolling, and relays. Set up an area outside and try to roll and throw a ball to that area.</p> <p>To make it more challenging, shorten the area or stand further away! Aim to make the roll and throw ten times from as far as you can!</p> <p>Set up two points outside. Have a relay between them (back and forth) - mix it up with some jumping, hopping, side stepping and sprinting!</p> 	<p>Creative Arts</p> <p>Watch the video and follow the drawing by stopping the video at each step to help you draw a plant sprouting.</p> <p>https://www.youtube.com/watch?v=J_9aZ75vM8&list=PLnoO3k54vcBSa78-fuytax0hGgVRZOBsp&index=19</p> <p>Take a photo of your picture to send to your teacher through Dojo.</p> 



MONDAY

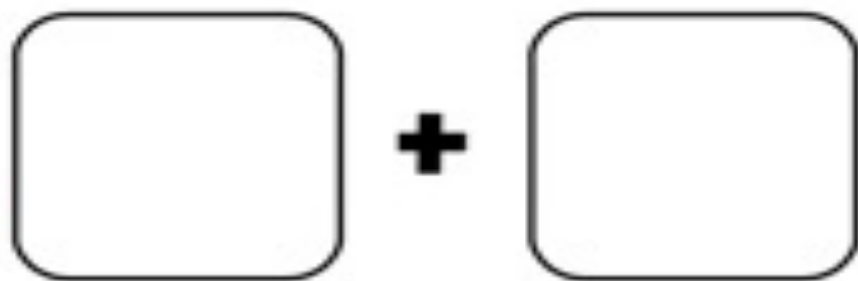
Worksheets only

for:

- Writing paper
- Number
- Science

NUMBER THINK BOARD

Write the number in words



Show the number in tens and ones


Before & After

What comes next? Keep counting on...

tens _____ ones _____

All around us...

What things can you see around you in the day and night time?





TUESDAY



Worksheets only

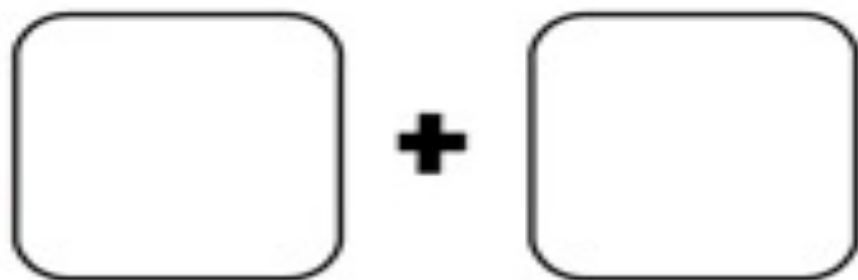
for:

- Writing paper

- Number

NUMBER THINK BOARD

Write the number in words



Show the number in tens and ones

Before & After

tens _____ ones _____

What comes next? Keep counting on...

WEDNESDAY



Worksheets

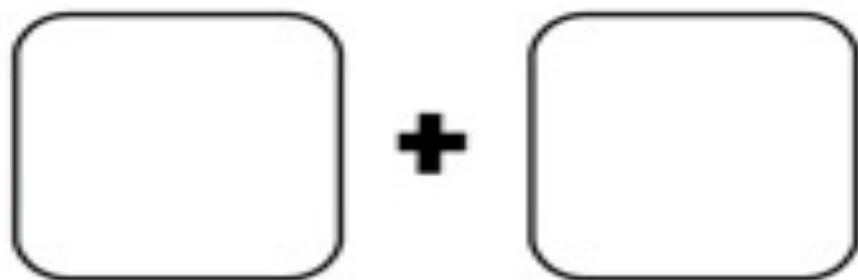
only for:

- Writing paper

- Number

NUMBER THINK BOARD

Write the number in words



Show the number in tens and ones

Before & After

tens _____ ones _____

What comes next? Keep counting on...

THURSDAY



Worksheets

only for:

- Writing

paper

- Number

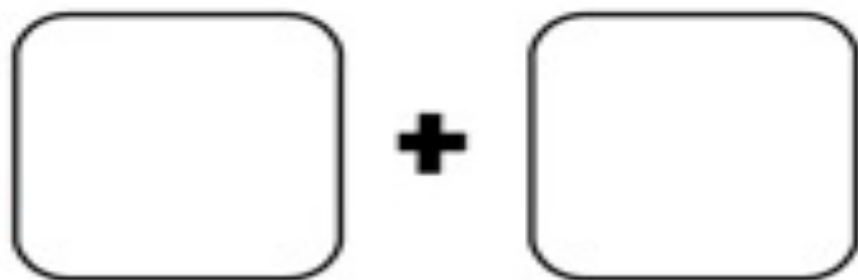
- Data

worksheet

(Maths)

NUMBER THINK BOARD

Write the number in words




Show the number in tens and ones

Before & After

What comes next? Keep counting on...

tens _____ ones _____

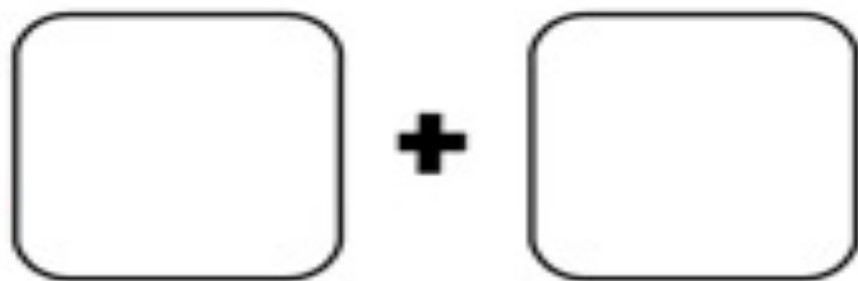


Worksheets
only for:

- Writing paper
- Number
- Race to 100

NUMBER THINK BOARD

Write the number in words




Show the number in tens and ones

Before & After

tens _____ ones _____

What comes next? Keep counting on...



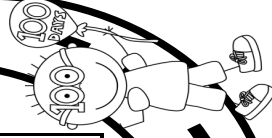
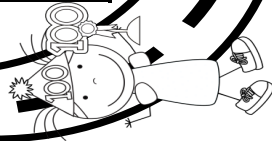
RACE TO 100



1	2	3	4	5	6	7	8	9	10
11	12	13	14	15	16	17	18	19	20
21	22	23	24	25	26	27	28	29	30
31	32	33	34	35	36	37	38	39	40
41	42	43	44	45	46	47	48	49	50
51	52	53	54	55	56	57	58	59	60
61	62	63	64	65	66	67	68	69	70
71	72	73	74	75	76	77	78	79	80
81	82	83	84	85	86	87	88	89	90
91	92	93	94	95	96	97	98	99	100

It took _____ rolls to
get to 100.











The first player to 100
was _____


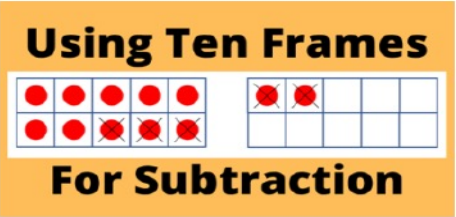



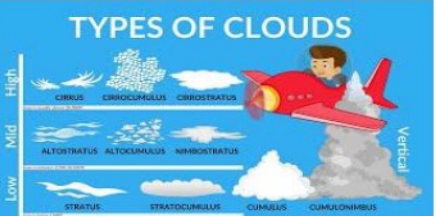






Week 6



Please read the timetable carefully, not all days have worksheet.

Monday	Tuesday	Wednesday	Thursday	Friday
<p>Reading Choose one of the following digital portals to complete reading tasks. Sunshine Online http://www.sunshineonline.com.au/ Learning Space 1, 2 or 3 Literacy, Letter Blends, Word Families</p> <p>or</p> <p>Reading Eggs: https://readingeggs.com.au/</p> <p>or</p> <p>PM readers https://app.pmeollection.com.au or https://storylineonline.net</p>	<p>Reading Choose one of the following digital portals to complete reading tasks. Sunshine Online http://www.sunshineonline.com.au/ Learning Space 1, 2 or 3 Literacy, Letter Blends, Word Families</p> <p>or</p> <p>Reading Eggs: https://readingeggs.com.au/</p> <p>or</p> <p>PM readers https://app.pmeollection.com.au or https://storylineonline.net</p>	<p>Reading Choose one of the following digital portals to complete reading tasks. Sunshine Online http://www.sunshineonline.com.au/ Learning Space 1, 2 or 3 Literacy, Letter Blends, Word Families</p> <p>or</p> <p>Reading Eggs: https://readingeggs.com.au/</p> <p>or</p> <p>PM readers https://app.pmeollection.com.au or https://storylineonline.net</p>	<p>Reading Choose one of the following digital portals to complete reading tasks. Sunshine Online http://www.sunshineonline.com.au/ Learning Space 1, 2 or 3 Literacy, Letter Blends, Word Families</p> <p>or</p> <p>Reading Eggs: https://readingeggs.com.au/</p> <p>or</p> <p>PM readers https://app.pmeollection.com.au or https://storylineonline.net</p>	<p>Reading Choose one of the following digital portals to complete reading tasks. Sunshine Online http://www.sunshineonline.com.au/ Learning Space 1, 2 or 3 Literacy, Letter Blends, Word Families</p> <p>or</p> <p>Reading Eggs: https://readingeggs.com.au/</p> <p>or</p> <p>PM readers https://app.pmeollection.com.au or https://storylineonline.net</p>
<p>English- Writing</p> <p>In your workbook, write a letter to Mrs Bhateja telling her how your weekend went. Don't forget to include the 5 W's: Who, What, Where, When and Why?</p> 	<p>English- Writing</p> <p>Lesson 1 on opinion writing. Watch Miss Matti present what opinion writing is? When you have finished watching. Try and complete the worksheet on hamburgers or Pizza?</p> <p>Watch: https://bit.ly/3x7RBhH</p> 	<p>English- Writing</p> <p>Listening to a read aloud of 'I'm Hero too' https://storyboxlibrary.com.au/stories/ellies-dragon Login with the following: Username: lwps Password: lwps What was your favourite part of the story and why?</p> 	<p>English- Writing</p> <p>Lesson 2 on opinion writing. Write your opinion on what you would rather? Be able to fly or Be Invisible? Watch the video on what is persuasive writing? https://www.youtube.com/watch?v=hD9arWXldm See Mrs Bhateja's writing example to help you.</p> 	<p>English- Writing</p> <p>Free Writing Friday! Write about a topic of your choice. You might like to write a story.</p> 
<p>Spelling Write your Rocket words → Sound out the words when writing</p> <p>Create each word using letters found in a magazine or newspaper.</p> 	<p>Spelling Write your Rocket words → Sound out the words when writing</p> <p>Write your spelling words in alphabetical order.</p> 	<p>Spelling Write your Rocket words → Sound out the words when writing</p> <p>Use a different colour for each letter in the word.</p> 	<p>Spelling Write your Rocket words → Sound out the words when writing</p> <p>Pyramid words</p> <p>c ca cat</p> 	<p>Spelling Write your Rocket words → Sound out the words when writing</p> <p>Spell your words out loud in a mouse's voice.</p> 
<p>Break time 30 minutes</p>	<p>Break time 30 minutes</p>	<p>Break time 30 minutes</p>	<p>Break time 30 minutes</p>	<p>Break time 30 minutes</p>

<p>Mathematics</p> <p>Number of the day! "14" Show your working on the worksheet provided.</p>	<p>Mathematics</p> <p>Number of the day! "19" Show your working on the worksheet provided.</p>	<p>Mathematics</p> <p>Number of the day! "16" Show your working on the worksheet provided.</p>	<p>Mathematics</p> <p>Number of the day! "12" Show your working on the worksheet provided.</p>	<p>Mathematics</p> <p>Number of the day! "13" Show your working on the worksheet provided.</p>
<p>Addition</p> <p>Watch Mrs Rush explaining how to make doubles.</p> <p>For example: $3+1=4$ and $2+2=4$ too.</p> <p>Listen carefully: https://bit.ly/2TGEzda</p> 	<p>Subtraction</p> <p>Watch Mrs Rush explaining how to subtract using tens frames.</p> <p>Listen carefully: https://bit.ly/3vgfIMe</p> 	<p>Length</p> <p>Compare the lengths.</p> <p>Complete the worksheet on length.</p> 	<p>Measurement</p> <p>Watch the following interactive video: https://www.youtube.com/watch?v=-Op2RDOVnR0</p> <p>Complete the worksheet.</p>  <p>14 cm</p>	<p>Number</p> <p>Play 'Race to 100' with you parent, carer, or your sibling.</p> <p>Don't forget to tell me who won!</p> 
Break time 30 minutes				
<p>Science and Technology</p> <p>Watch the following video on types of clouds. https://www.youtube.com/watch?v=yod3wMbFHUY</p> <p>Complete the worksheet. Go outside and see what kind of clouds are in the sky. Draw what it looks like and write down what type of cloud it is?</p> 	<p>Geography</p> <p>Please refer to Mrs Barone's post on ClassDojo!</p> 	<p>PD. H</p> <p>Strong Minds - Bravery Listen to the story</p> <p>Listen to the Book Brave Irene. https://www.youtube.com/watch?v=loOFL_Gz_C4</p> <p>What does bravery mean? Think of a time when you were brave and draw a picture. Write a sentence to explain your picture.</p> 	<p>PE</p> <p>Meditation- go to the YouTube link to meditate as a part of your physical activity. https://www.youtube.com/watch?v=TCoUnEPe_uQk</p> 	<p>Creative Arts</p> <p>Watch the video and follow the drawing by stopping the video at each step to help you draw ice cream pop up. https://www.youtube.com/watch?v=vzaUdSnUWS4&t=2s</p> <p>Take a photo of your picture to send to your teacher through Dojo.</p> 



MONDAY

Worksheets

only for:

- Writing paper

- Number

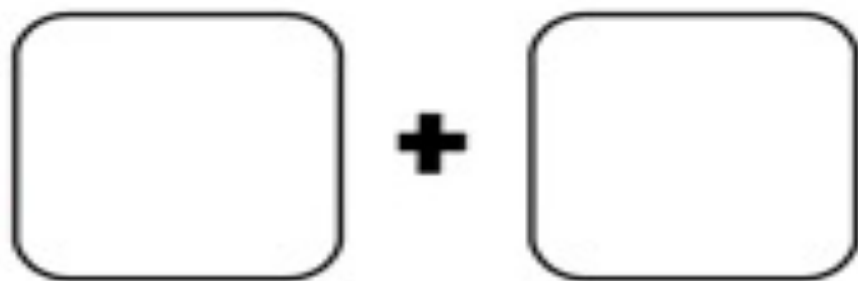
- Maths

(Doubles)

- Science

NUMBER THINK BOARD

Write the number in words



Show the number in tens and ones

Before & After

tens _____ ones _____

What comes next? Keep counting on...

Name _____

DOUBLES and DOUBLES PLUS ONE

Solve the problems below. Follow the example.

Example:

$$3 + 4 = \underline{7} \quad \text{because} \quad 3 + 3 = \underline{6}$$

$$2 + 3 = \underline{\quad} \quad \text{because} \quad 2 + 2 = \underline{\quad}$$

$$4 + 5 = \underline{\quad} \quad \text{because} \quad 4 + 4 = \underline{\quad}$$

$$7 + 8 = \underline{\quad} \quad \text{because} \quad 7 + 7 = \underline{\quad}$$

$$5 + 6 = \underline{\quad} \quad \text{because} \quad 5 + 5 = \underline{\quad}$$

$$1 + 2 = \underline{\quad} \quad \text{because} \quad 1 + 1 = \underline{\quad}$$

$$6 + 7 = \underline{\quad} \quad \text{because} \quad 6 + 6 = \underline{\quad}$$

$$8 + 9 = \underline{\quad} \quad \text{because} \quad 8 + 8 = \underline{\quad}$$

$$9 + 10 = \underline{\quad} \quad \text{because} \quad 9 + 9 = \underline{\quad}$$



Type of clouds!



Stratus



- Flat
- 'Sheet' like

Cirrus



- High
- Thin
- Wispy

Cumulonimbus



- Heavy
- Thunder Clouds
- Large

Cumulus



- Puffy
- Small
- Bright white



Match a cloud!



Draw a line from the features to the cloud:



Cirrus

- High
- Thin
- Wispy

Cumulus

- Puffy
- Small
- Bright white

Stratus

- Flat
- 'Sheet' like

Cumulonimbus

- Heavy
- Thunder Clouds
- Large

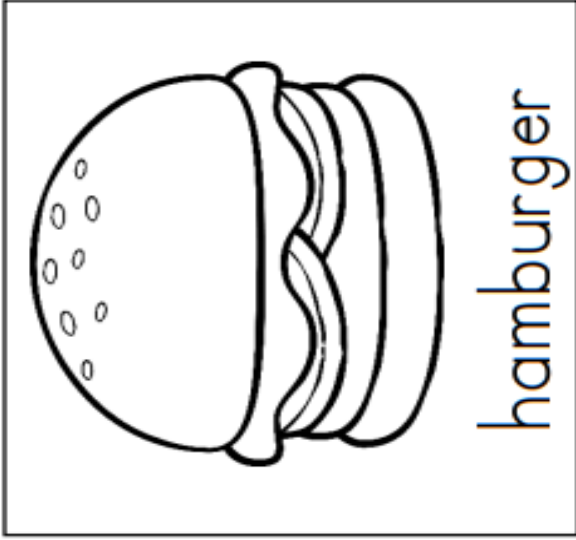


TUESDAY




Worksheets
only for:
-English
-Number
-Maths
(Subtraction
using tens
frames)

Opinion Writing



or



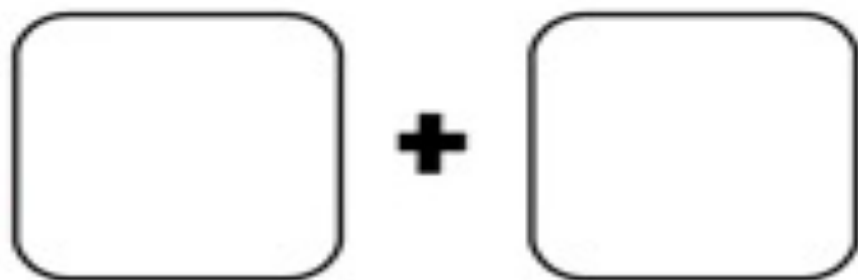
Do you like hamburgers or pizza?

I like

because

NUMBER THINK BOARD

Write the number in words



Show the number in tens and ones

Before & After

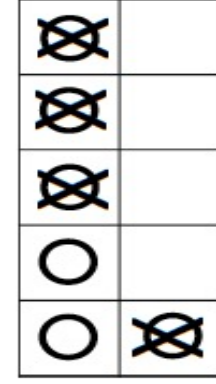
tens _____ ones _____

What comes next? Keep counting on...

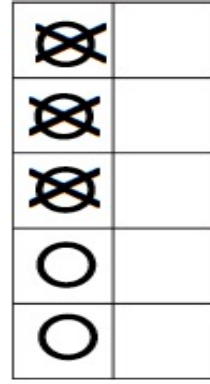
Name _____

TEN FRAME SUBTRACTION

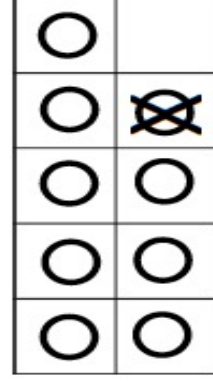
Directions: Use each ten frame to write a subtraction problem. Then solve it.



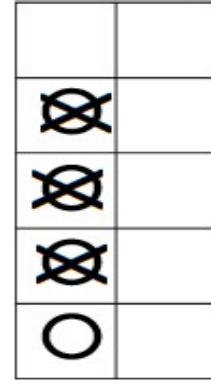
$$\textcircled{6} - \textcircled{4} = \textcircled{\quad}$$



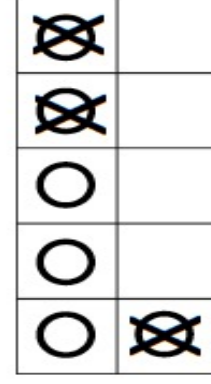
$$\textcircled{\quad} - \textcircled{\quad} = \textcircled{\quad}$$



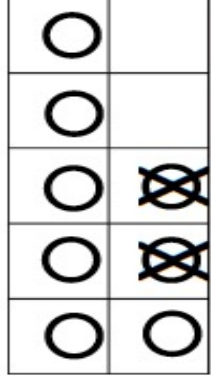
$$\textcircled{\quad} - \textcircled{\quad} = \textcircled{\quad}$$



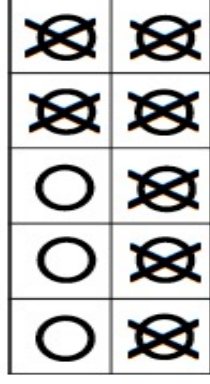
$$\textcircled{\quad} - \textcircled{\quad} = \textcircled{\quad}$$



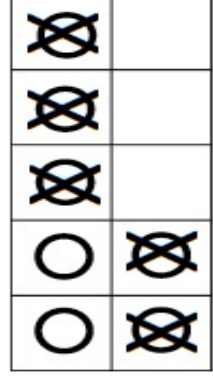
$$\textcircled{\quad} - \textcircled{\quad} = \textcircled{\quad}$$



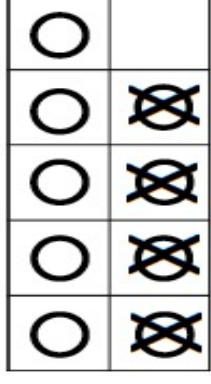
$$\textcircled{\quad} - \textcircled{\quad} = \textcircled{\quad}$$



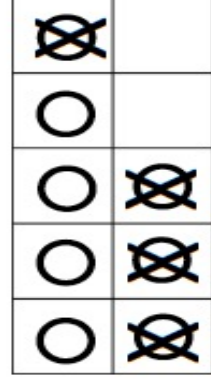
$$\textcircled{\quad} - \textcircled{\quad} = \textcircled{\quad}$$




$$\textcircled{\quad} - \textcircled{\quad} = \textcircled{\quad}$$



$$\textcircled{\quad} - \textcircled{\quad} = \textcircled{\quad}$$



$$\textcircled{\quad} - \textcircled{\quad} = \textcircled{\quad}$$



WEDNESDAY



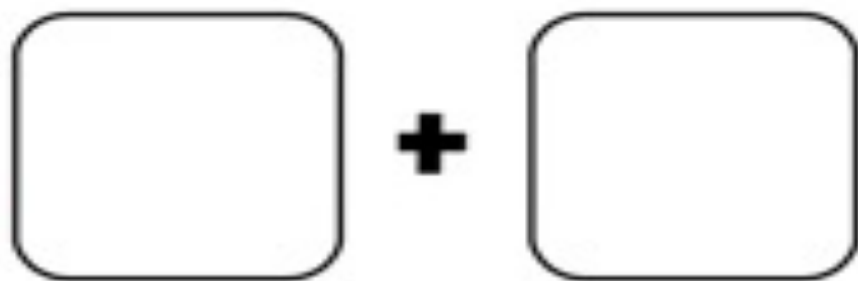
Worksheets

only for:

- Writing paper
- Number
- Maths (length)

NUMBER THINK BOARD

Write the number in words



Show the number in tens and ones

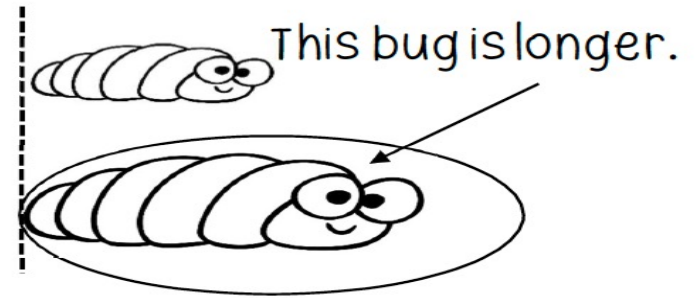
Before & After

tens _____ ones _____

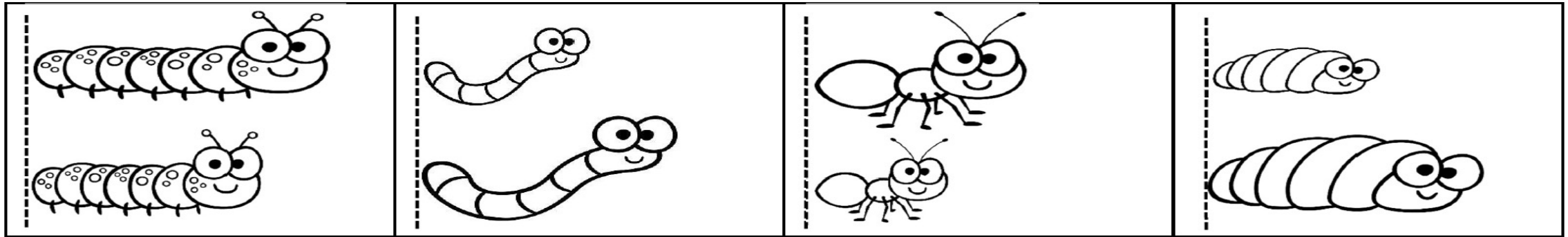
What comes next? Keep counting on...

Comparing Length

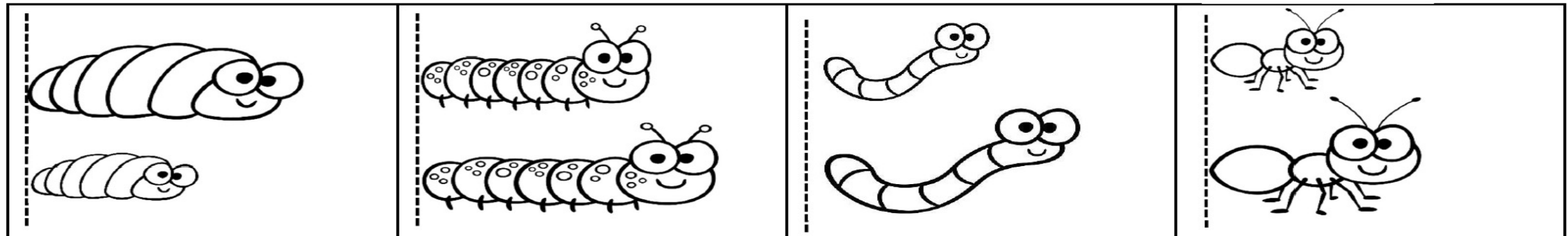
Compare the lengths of the bugs.



1. Colour the longer bugs.




2. Colour the shorter bugs.



3. Which bug is the longest? _____

4. Which bug is the shortest? _____

THURSDAY



Worksheets

only for:

- Writing paper

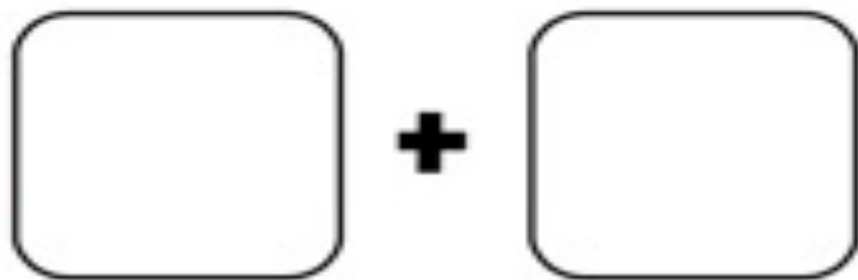
- Number

- Maths

(measurement)

NUMBER THINK BOARD

Write the number in words



Show the number in tens and ones

Before

&

After


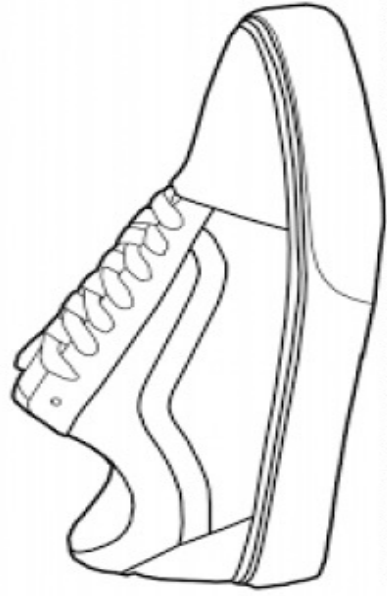
What comes next? Keep counting on...

tens _____


ones _____

MEASURING WITH A RULER


Can you use the rulers to measure the objects below?



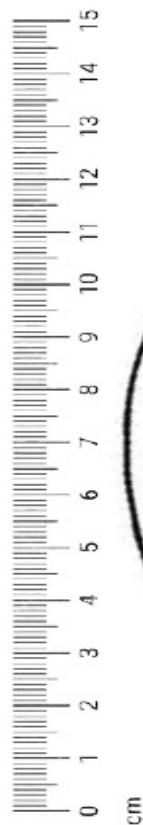
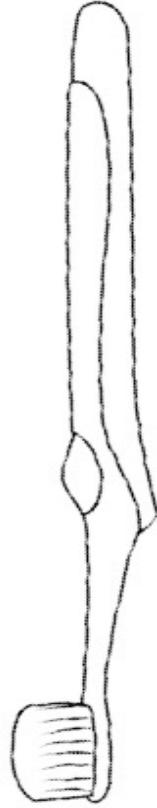
How many cm
is the shoe?




How many cm is
the paintbrush?



How many cm
is the comb?



How many cm is
the toothbrush?



How many cm
is the banana?



FRIDAY

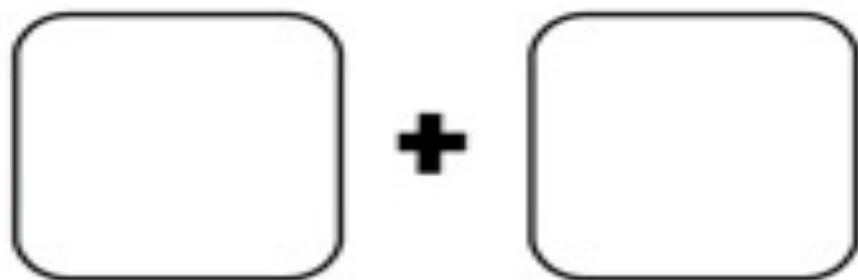
Worksheets

only for:

- Writing paper
- Number
- Race to 100

NUMBER THINK BOARD

Write the number in words




Show the number in tens and ones

Before & After

What comes next? Keep counting on...

tens _____ ones _____



RACE TO 100



1	2	3	4	5	6	7	8	9	10
11	12	13	14	15	16	17	18	19	20
21	22	23	24	25	26	27	28	29	30
31	32	33	34	35	36	37	38	39	40
41	42	43	44	45	46	47	48	49	50
51	52	53	54	55	56	57	58	59	60
61	62	63	64	65	66	67	68	69	70
71	72	73	74	75	76	77	78	79	80
81	82	83	84	85	86	87	88	89	90
91	92	93	94	95	96	97	98	99	100

It took _____ rolls to
get to 100.

The first player to 100
was _____

