




















Liverpool West Public School Support Unit Learning from Home Timetable - **Week 2, Term 3 2021**

Monday	Tuesday	Wednesday	Thursday	Friday
<p>Reading Choose one of the following digital portals to complete reading tasks.</p> <p>Sunshine Online http://www.sunshineonline.com.au/ Learning Space 1, 2 or 3 Literacy, Letter Blends, Word Families or Reading Eggs: https://readingeggs.com.au/ or PM readers https://app.pmeollection.com.au or https://storylineonline.net</p>	<p>Reading Choose one of the following digital portals to complete reading tasks.</p> <p>Sunshine Online http://www.sunshineonline.com.au/ Learning Space 1, 2 or 3 Literacy, Letter Blends, Word Families or Reading Eggs: https://readingeggs.com.au/ or PM readers https://app.pmeollection.com.au</p>	<p>Reading Choose one of the following digital portals to complete reading tasks.</p> <p>Sunshine Online http://www.sunshineonline.com.au/ Learning Space 1, 2 or 3 Literacy, Letter Blends, Word Families or Reading Eggs: https://readingeggs.com.au/ or PM readers https://app.pmeollection.com.au</p>	<p>Reading Choose one of the following digital portals to complete reading tasks.</p> <p>Sunshine Online http://www.sunshineonline.com.au/ Learning Space 1, 2 or 3 Literacy, Letter Blends, Word Families or Reading Eggs: https://readingeggs.com.au/ or PM readers https://app.pmeollection.com.au</p>	<p>Reading Choose one of the following digital portals to complete reading tasks.</p> <p>Sunshine Online http://www.sunshineonline.com.au/ Learning Space 1, 2 or 3 Literacy, Letter Blends, Word Families or Reading Eggs: https://readingeggs.com.au/ or PM readers https://app.pmeollection.com.au</p>
<p>English- Writing</p> <p>In your workbook write a book write a letter to Bilby at school. Read the example letter from Bilby.</p> 	<p>English- Writing</p> <p>In your workbook write a book write a letter to Mrs Bhateja. Read my letter to you and respond back by writing a letter to me.</p> 	<p>English- Writing</p> <p>In your workbook write a book write a letter to your family. Read my letter to my family and try to write a letter to one of your family members.</p> 	<p>English- Writing</p> <p>In your workbook write a book write a letter to Ms Lopes. Read my letter to Ms Lopes and try using this example to write a letter to Ms Lopes.</p> 	<p>English- Writing</p> <p>Free Writing Friday! Write about a topic of your choice. You might like to write a story.</p> 
<p>Spelling</p> <p>Write your Rocket words →</p> <p>Use a different colour for each letter in the word.</p> 	<p>Spelling</p> <p>Write your Rocket words →</p> <p>Write your spelling words in alphabetical order.</p> 	<p>Spelling</p> <p>Write your Rocket words →</p> <p>Use each spelling word in a sentence.</p> 	<p>Spelling</p> <p>Write your Rocket words →</p> <p>Pyramid words</p> <p>c ca cat</p> 	<p>Spelling</p> <p>Write your Rocket words →</p> <p>Spell your words out loud in a mouse's voice.</p> 

Break time 30 minutes	Break time 30 minutes	Break time 30 minutes	Break time 30 minutes	Break time 30 minutes
<p>Mathematics</p> <p>Number of the day! "20" Show your working on the worksheet provided.</p>	<p>Mathematics</p> <p>Number of the day! "17" Show your working on the worksheet provided.</p>	<p>Mathematics</p> <p>Number of the day! "36" Show your working on the worksheet provided.</p>	<p>Mathematics</p> <p>Number of the day! "38" Show your working on the worksheet provided.</p>	<p>Mathematics</p> <p>Number of the day! "23" Show your working on the worksheet provided.</p>
<p>Fractions</p> <p>Watch the following interactive video: https://www.youtube.com/watch?v=362JV VvgYPE</p> <p>Ask your parents if you can make a fairy bread for this activity. If you can't that's okay, just draw your fairy bread and show me how you can make parts of a Fairy bread into halves, quarters, a whole and a third. Complete the activity and upload photos on ClassDojo.</p> 	<p>2D Shapes</p> <p>Go on a shape hunt around your home! Can you find three of each shape in a different location? You need to find 3 squares, 3 triangles, 3 circles, 3 hexagons and 3 octagons.</p> <p>Draw the different shapes you found in your book. You can make these with your playdough.</p> 	<p>Measurement</p> <p>Ask your family if you can use five containers, bottles, cups and bowls for an investigation. Estimate which container will hold the most rice (or pasta, dried beans, or water)? Order your containers from the most to the least. Draw the containers in order on a piece of paper.</p> <p>Test your idea. Pour things from one container to another one, or use a measuring cup, to check your estimate. Order the containers from the one that holds the most to the one that holds the least. Draw your observations in your maths book. Was your estimate correct?</p>	<p>Time</p> <p>Watch the following video about how to tell time. https://www.youtube.com/watch?v=3Posbu-VKxU</p> <p>Complete the activity what's the time Mr Wolf?</p> 	<p>Addition</p> <p>Roll two dice and add the two numbers together. Remember to start from the bigger number first. Practice this and do this 20 times. Write your answers in your workbook.</p>  <p>Choose one digital program if you have access to a device such as: Sunshine Online http://www.sunshineonline.com.au Mathematics: Learning Space 1, 2 or 3.</p>
Break time 30 minutes	Break time 30 minutes	Break time 30 minutes	Break time 30 minutes	Break time 30 minutes
<p>Science and Technology</p> <p>Watch the video -Inquisitive - https://www.inquisitive.com/video/947-sunrise-to-sunset What do you see? What do you think? What do you wonder?</p> <p>Watch the story Ruby's sunny day. https://bit.ly/2U90gmr Ruby talks us through her sunny day and describes the path of the Sun in the sky.</p> <p>Activity- Make a poster showing the path the sun takes in the sky.</p>	<p>Geography</p> <p>Create a poster! This poster will be revisited at the end of the unit. Use a different coloured markers, draw and label:</p> <ul style="list-style-type: none"> -Where do you live? -Name locations around Liverpool -Name key landmarks in Sydney -Name key landmarks in around Australia -How can we find out where places are? -Who are Australia's neighbours? -How big is Australia? How do we know? -Does everyone have the same connection with places? -How do connections change between people or families? 	<p>PD. H. PE</p> <p>Think about some healthy food we can eat and drink.</p> <p>Watch the following video: https://www.youtube.com/watch?v=a-084pg105U</p> <p>Complete the activity.</p> 	<p>Music</p> <p>Make a musical instrument. Think about the variety of instruments you could create using a wide variety of materials. Try to choose recycled materials to create your instrument.</p> <p>Examples of types of instruments you can make: https://www.youtube.com/watch?v=7sUNXA4NYKl</p> 	<p>Creative Arts</p> <p>Watch the video and follow the drawing by stopping the video at each step to help you draw a Toucan.</p> <p>https://www.youtube.com/watch?v=g4f_gQH7Skk</p> <p>Take a photo of your picture to send to your teacher through Dojo.</p> 



ClassDojo

Don't forget to take photos/recordings of your favourite piece of work to send to Mrs Bhateja via ClassDojo.



ClassDojo

Monday 19th July 2021

Date

Greeting to audience

Dear 3-6 mauve students,

Hello, this is Bilby here. I hope you are all well during remote learning. I know this can be very hard sometimes, but we are all doing our best and you should be pleased with what you have done so far.

I thought you all might like a quick letter from me to let you know how proud all the teachers at Liverpool West PS are of you. Oh, and so am I!! I was hoping you could all do something for me. If it's ok, could you please write me a letter to let me know something about yourself? I will tell you something about myself too.

Punctuation
. A ? ! ,

Body

My name is Bilby and I live at Liverpool West Public School. My favourite thing to do is seeing all the students come to school every day and learn new things. I also love to play with my brothers and sisters when I'm not at school.

The best thing about remote learning is that I get to see my family all day. I find remote learning hard sometimes because I miss all of you at school!

I can't wait to read your letters so I can find out more about you and hear how you are going. Feel free to draw a picture of yourself at home, too!

Good luck and keep up the great work!

Farewell

From,
Bilby xxxx

Letter - Checklist

Date

Greeting

Body

Farewell

Punctuation
. A ? ! ,

Date



Greeting


Dear

Body

Farewell



From,



Tuesday 22nd July 2021

Dear 3-6 Mauve students,

Greeting

Hello, this is Mrs Bhateja here. I hope you are making the most out of remote learning. I have seen fantastic work from everyone in our class.

Today, your activity for writing is to help me get to know you a little better. I was hoping you could write a quick letter, telling me what your favourite animal is and why it is your favourite animal. Let me

share with you more about what I like!

My favourite animal is a dog and the breed I like are German shepherds because they are protective, fast, and smart. German shepherds are very cuddly, and I love that I feel safe with them.

The best thing about having a dog is that I get to stay active and run with the dog. I wish I can bring my dog into school to meet you all.

I can't wait to read your letters about your favourite animal. I am so excited to find out more about you!! Feel free to draw a picture of the animal too!

Stay safe and keep up the great work!

From,

Farewell

Mrs Bhateja

Your Name

Letter - Checklist

Greeting

Body

Farewell

Punctuation
. A ? ! ,

↑ Date

Greeting ↑

Body ↑



Farewell →

Signature

Wednesday 21st July 2021

Date

Greeting to audience

Dear Family,

I love you because you make me feel happy and safe. I love when you make me food to eat especially my favourite food! Can you make me my favourite pizza for dinner tonight?

You always take care of me when I am feeling sick by taking to me to the doctors and giving me medicine to make sure I feel better.

Body

I love when you play hide and seek with me even though you always choose the smallest places to hide. My favourite part of the day is when you read to me my favourite fairy tale 'The Tortoise and the Hare' before bedtime.

You always make me laugh and give me lots of hugs even when I am feeling sad. You will always be special to me.

Farewell

Love from, Mrs Bhateja



Letter - Checklist

Date

Greeting

Body

Farewell

Punctuation
. A ? ! ,

Punctuation
. A ? ! ,

Greeting

Date

Dear Family,



I love you because _____

Four horizontal lines for writing the body of the letter.

Body

Farewell

From,



A large empty rectangular box for writing the sender's name.



Thursday 22nd July 2021

Date

Greeting to audience

Dear Ms Lopes,

I hope you had a nice holiday break before Term 3 began! Did you do anything exciting in the holidays?

Body

We are in Week 2 now and it is the second week of online learning. I've been very impressed and happy to see the students sending through lots of great work through Class Dojo! Have you seen some impressive work?

Punctuation
. A ? ! ,

I do wish we were back at school and in our classrooms. I miss seeing the students and hearing all they have to share. Are you missing the students too?

I can't wait to see you as well and hear all about the work you have done, and the work your students have shared with you.

Farewell

From, Mrs Bhateja

Letter - Checklist

Date	<input type="checkbox"/>
Greeting	<input type="checkbox"/>
Body	<input type="checkbox"/>
Farewell	<input type="checkbox"/>
Punctuation . A ? ! ,	<input type="checkbox"/>

Thursday Week 2

Greeting ↑

↑ Date

Body


Farewell ↑

{Signature}



Personal Development and Health

Look at the food in the middle. Circle the healthy food in **green** and unhealthy food in **red**. Draw 2 healthy foods and 2 unhealthy foods.



Watch the video - [Inquisitive - Enjoy teaching Science, History and Geography](#)



What do you see?

What do you think?

What do you wonder?

Watch the story Ruby's sunny Day

Ruby's sunny Day watch the video <https://bit.ly/2U90gmr> Ruby talks us through her sunny day and describes the path of the Sun in the sky.

Look at the position of the Sun

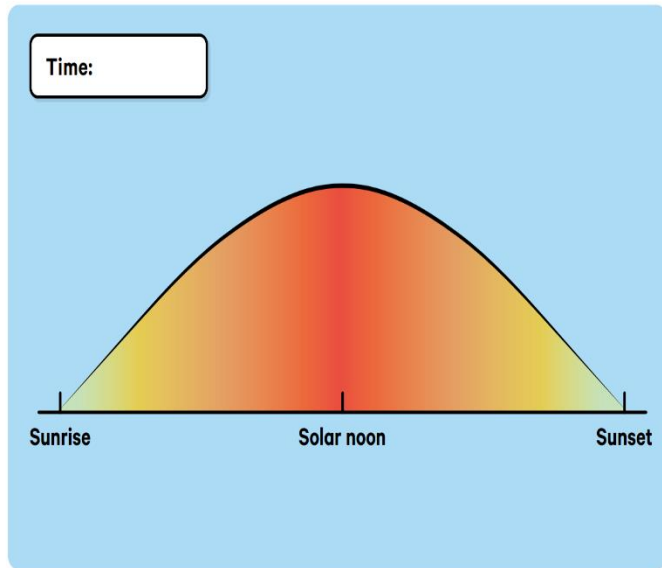
Make a poster showing the path the Sun takes in the sky.

A spiral-bound notebook icon.

Use the website *Time and Date* to find the Sun's position in your local area (town or city).

6 Write the time now and draw the position of the Sun.


7 Answer the questions in the bubbles.



What time was sunrise today?

What time is the solar noon today?

What time is sunset today?




Fairy Bread Fractions!

- Cut the fairy bread to make the following fractions.
- Draw a line to make fractions.
- Draw sprinkles when finished.




Half




Cut the bread into 2 parts

Quarters




Cut the bread into 4 parts

Whole



You don't need to cut the bread.

Thirds



Cut your Bread into 3 parts

What's the Time Mr Wolf?

Look at the analogue clock and fill in the missing time on the digital clock.

