



3-6 Mawve's



Pack- Week 10

Hello from Mrs Bhateja

We hope you are enjoying the Learning from Home activities. I have really enjoyed seeing you upload your work onto Class Dojo.

Each day there is a set of activities to complete in the booklet. Please follow along carefully, you are not required to do the whole booklet in a day.

If you have access to Class Dojo, there may be some extra videos for you to watch and I would love to see some of your work.









You can put it on your portfolio or send it as a message to your teacher. Uploading work from home allows us to know that you are participating and we can mark you as attending on the class roll.

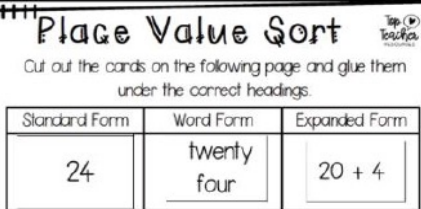



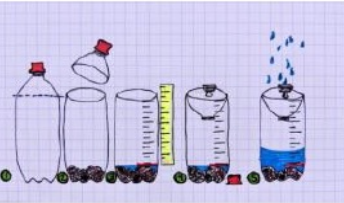

Keep your booklets and bring them to school when we are allowed to meet again.



Liverpool West Public School Support Unit Learning from Home Timetable - **Week 10, Term 3 2021**




Monday	Tuesday	Wednesday	Thursday	Wellbeing Friday
<p>Reading Choose one of the following digital portals to complete reading tasks. Sunshine Online http://www.sunshineonline.com.au/ Learning Space 1, 2 or 3 Literacy, Letter Blends, Word Families</p> <p>or</p> <p>Reading Eggs: https://readingeggs.com.au/</p> <p>or</p> <p>PM readers https://app.pmecollection.com.au</p> <p>Phonics activity</p>	<p>Reading Choose one of the following digital portals to complete reading tasks. Sunshine Online http://www.sunshineonline.com.au/ Learning Space 1, 2 or 3 Literacy, Letter Blends, Word Families</p> <p>or</p> <p>Reading Eggs: https://readingeggs.com.au/</p> <p>or</p> <p>PM readers https://app.pmecollection.com.au</p> <p>Phonics activity</p>	<p>Reading Choose one of the following digital portals to complete reading tasks. Sunshine Online http://www.sunshineonline.com.au/ Learning Space 1, 2 or 3 Literacy, Letter Blends, Word Families</p> <p>or</p> <p>Reading Eggs: https://readingeggs.com.au/</p> <p>or</p> <p>PM readers https://app.pmecollection.com.au</p> <p>Phonics activity</p>	<p>Reading Choose one of the following digital portals to complete reading tasks. Sunshine Online http://www.sunshineonline.com.au/ Learning Space 1, 2 or 3 Literacy, Letter Blends, Word Families</p> <p>or</p> <p>Reading Eggs: https://readingeggs.com.au/</p> <p>or</p> <p>PM readers https://app.pmecollection.com.au</p> <p>Phonics activity</p>	
<p>English- Writing</p> <p>Turn the story of your favourite book into a play script.</p> <p>Can you act it out? Video yourself acting out your favourite story.</p> 	<p>English- Writing</p> <p>Procedure writing: Lesson 3</p> <p>Watch Mrs Bhateja's video on ClassDojo explaining how to write the Aim and Materials of a procedure.</p> 	<p>English- Writing</p> <p>Listening to a read aloud of 'your birthday was the best'</p> <p>https://storyboxlibrary.com.au/stories/your-birthday-was-the-best-auslan-edition</p> <p>Login with the following: Username: lwps Password: lwps</p> <p>What was your favourite part of the story and why?</p> 	<p>English- Writing</p> <p>Procedure writing: Lesson 4</p> <p>Watch Mrs Bhateja's video on ClassDojo explaining how to write the steps of a procedure. After this you might like to make the pancakes yourself.</p> 	<p style="writing-mode: vertical-rl; text-orientation: mixed; font-size: 48px; font-weight: bold;">See Activity Grid</p> <p style="writing-mode: vertical-rl; text-orientation: mixed; font-size: 48px; font-weight: bold;">Fun Day Friday!</p>
<p>Spelling Write your Rocket words → Sound out the words when writing</p> <p>Use each spelling word in a sentence.</p> 	<p>Spelling Write your Rocket words → Sound out the words when writing</p> <p>Write your spelling words in alphabetical order.</p> 	<p>Spelling Write your Rocket words → Sound out the words when writing</p> <p>Use a different colour for each letter in the word.</p> 	<p>Spelling Write your Rocket words → Sound out the words when writing</p> <p>Pyramid words</p> <p>c ca cat</p> 	
Break time 30 minutes	Break time 30 minutes	Break time 30 minutes	Break time 30 minutes	Break time 30 minutes

<p>Mathematics</p> <p>Number of the day! "21" Show your working on the worksheet provided.</p>	<p>Mathematics</p> <p>Number of the day! "27" Show your working on the worksheet provided.</p>	<p>Mathematics</p> <p>Number of the day! "55" Show your working on the worksheet provided.</p>	<p>Mathematic</p> <p>Number of the day! "41" Show your working on the worksheet provided.</p>							
<p>Place value</p> <p>Place value sort and cut activity. Cut out the cards and glue them under the correct heading.</p> <p>See Example:</p>  <table border="1" data-bbox="71 531 489 631"> <thead> <tr> <th>Standard Form</th> <th>Word Form</th> <th>Expanded Form</th> </tr> </thead> <tbody> <tr> <td>24</td> <td>twenty four</td> <td>20 + 4</td> </tr> </tbody> </table>	Standard Form	Word Form	Expanded Form	24	twenty four	20 + 4	<p>Volume and Capacity</p> <p>Watch the following video explaining capacity. https://www.youtube.com/watch?v=M5UqTJDJSdA</p> <p>Complete the worksheet on Capacity.</p> 	<p>Volume and Capacity</p> <p>Watch the following video explaining capacity. https://www.youtube.com/watch?v=M5UqTJDJSdA</p> <p>Find 4 different sized containers or 3D objects in your house. Put water in each and measure which container can hold more and which container has less water.</p>  <p>Challenge: you might like to name the 3D object the container is.</p> <p>Or Complete the worksheet.</p>	<p>Patterns</p> <p>Watch the following video on patterns. https://video.link/w/cn26c</p> <p>Every pattern follows a rule. For example, counting 2, 4, 6, 8, follow the rule of counting by 2s, or adding 2. Once you find the rule, you can repeat and continue the pattern.</p> <p>Complete the 'continue the pattern' worksheet.</p> 	
Standard Form	Word Form	Expanded Form								
24	twenty four	20 + 4								
<p>Break time 30 minutes</p>	<p>Break time 30 minutes</p>	<p>Break time 30 minutes</p>	<p>Break time 30 minutes</p>							
<p>Science and Technology</p> <p>Making Rain gauge</p> <p>Watch the following video: https://www.youtube.com/watch?v=jwo2XGBABpY</p> <p>Create your very own rain gauge.</p> 	<p>Geography</p> <p>Please refer to Mrs Barone's post on ClassDojo!</p> 	<p>PD. H</p> <p>Personal hygiene refers to how you care for your body. This practice includes bathing, washing your hands, brushing your teeth, and covering your mouth when you cough or sneeze.</p> <p>Watch the following video 'Teach Your Dragon Good Hygiene': https://video.link/w/fc36c</p> <p>Task 1: List all of the dirty habits that Diggory Doo had at the beginning of the story.</p> <p>Task 2: Create a poster that could be used to remind Diggory Doo of all the ways he can be hygienic. The poster will need to show the importance of having personal hygiene.</p>	<p>PE</p> <p>Learning Ball Skills</p> <p>Watch the following video to help you learn the skills from Fit Futures. https://www.youtube.com/watch?v=fKRQVDMa9dg</p>							

See Activity Grid
Fun Day Friday!

MONDAY




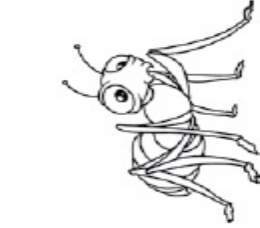

**FAST
PHONICS**


1 Match each picture to its sound.



s

a



2 Colour the first sound for each picture.



s a



s a




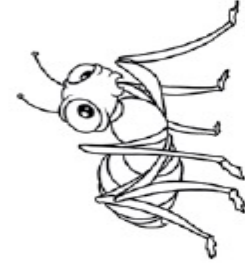
s a



s a

3 Write the first sound for each picture.











NUMBER THINK BOARD

Write the number in words

+



Show the number in tens and ones

Before & After

tens _____ ones _____

What comes next? Keep counting on...

Example



Place Value Sort



Cut out the cards on the following page and glue them under the correct headings.

Standard Form	Word Form	Expanded Form
24	twenty four	$20 + 4$



Place Value Sort

Cut out the cards on the following page and glue them
under the correct headings.

Standard Form	Word Form	Expanded Form



eighteen	$40 + 2$	$20 + 4$
24	33	sixty five
$30 + 3$	$10 + 8$	42
twenty four	65	59
fifty nine	forty two	$60 + 5$
18	$50 + 9$	thirty

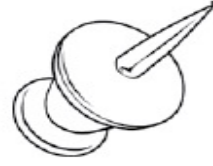
TUESDAY




s a t p

FAST
PHONICS

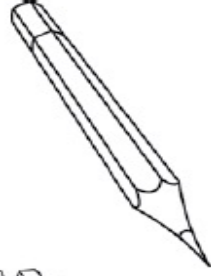

1 Match each picture to its sound.



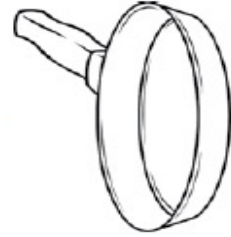
t




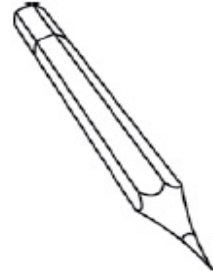
p



2 Colour the first sound for each picture.

s a
t ps a
t ps a
t ps a
t p

3 Write the first sound for each picture.



NUMBER THINK BOARD

Write the number in words



+

Show the number in tens and ones

Before & After

What comes next? Keep counting on...

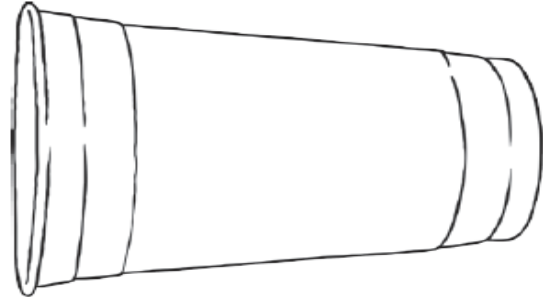
tens _____ ones _____

Comparing Capacity Using Informal Units

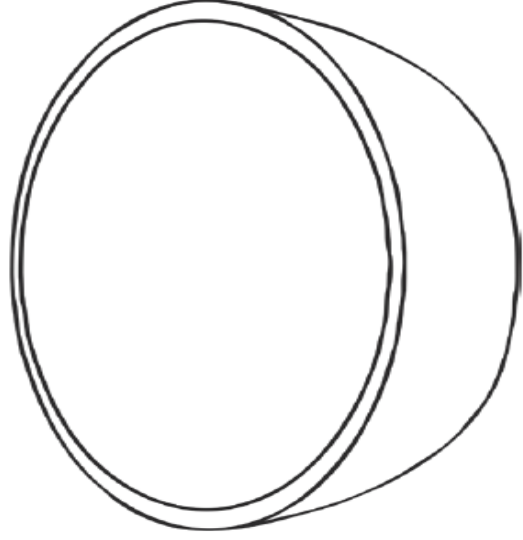
Compare the capacity of the objects below by counting the amount of informal units each item holds.



Cubes

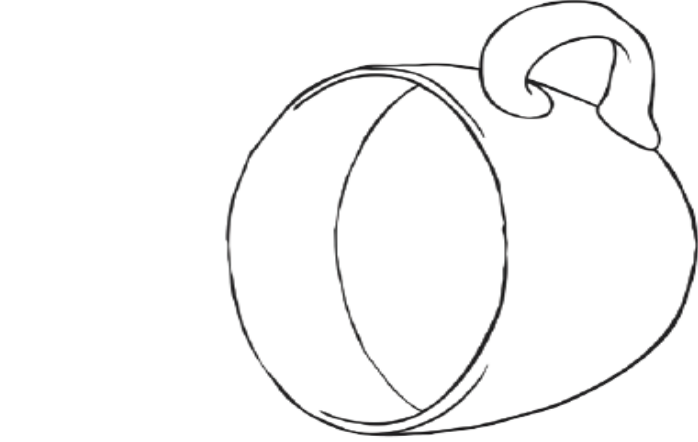


The cup has a capacity of ____ cubes.



The bowl has a capacity of ____ cubes.


The _____ has a larger capacity because it holds more.



The teacup has a capacity of ____ marbles.



Marbles




The jar has a capacity of ____ marbles.

The _____ has a smaller capacity because it holds less.

WEDNESDAY





**FAST
PHONICS**



1 Match each picture to its sound.

m

i



2 Colour the first sound for each picture.



n

t

s

i

m

t

s

n

t

i

s

n

3 Write the first sound for each picture.





Writing

Blank writing area with 17 horizontal lines.

NUMBER THINK BOARD

Write the number in words

+



Show the number in tens and ones

Before & After

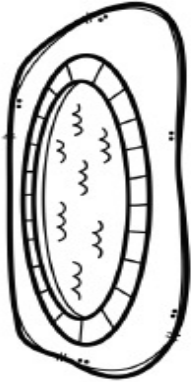



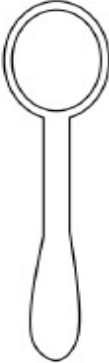



tens _____ ones _____

What comes next? Keep counting on...

WHICH ONE?

CAPACITY

Colour the object that holds more.

	or	
	or	
	or	
	or	


Investigation: Find two containers in the classroom, see which container holds more.

Draw the two containers, circle the container that holds more.

--	--

How could you test this _____

THURSDAY



Beginning
sounds
midn**FAST
PHONICS**


1 Match each picture to its sound.



d



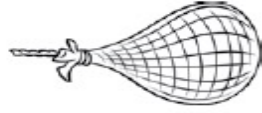
m




2 Colour the first sound for each picture.




m	i
d	n



m	i
d	n



m	i
d	n



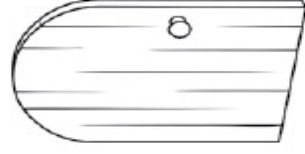
m	i
d	n

3 Write the first sound for each picture.











NUMBER THINK BOARD

Write the number in words



+

Show the number in tens and ones

Before

&


After

tens _____

ones _____

What comes next? Keep counting on...

Continue the pattern



The rule is +1

The rule is +2

24, 25, _ _ _

14, 16, _ _ _

The rule is +5

The rule is +10

20, 25, _ _ _


30, 40, _ _ _

The rule is +3

The rule is +4

9, 12, _ _ _

16, 20, _ _ _



Activity Grid

Choose 1
activity form
each subject on
the grid.

Free Choice Friday (Support Classes) → Choose 1 activity from each subject



English Choice - Choose 1 activity

Spelling

Use objects in your house to spell your rocket words. I used popcorn!!



Post a photo to show your teacher!

Find an old magazine and cut out the letters of your name and stick them onto a piece of paper, did you make it creative? Make sure you take a pic and upload it to dojo!



Write/Record the steps to make your breakfast. Play it back to yourself. Did you leave any steps out?



Mathematics Choice - Choose 1 activity

Have a look around your house, what shapes can you find? Choose two shapes. Is it a 2D or 3D shape? How many sides? How many edges?



You could photograph/draw a picture to record.



Visit www.abcya.com navigate to your grade and complete two games

Paper plane activity!

Make a paper plane and see how far it flies. Measure by using steps from where you are standing and where your paper plane landed.

How to make paper plane:

<https://bit.ly/2WirPLb>



PDHPE: Wellbeing Choice - Choose 2 activities



Join an animal talk

<https://taronga.org.au/taronga-tv>

<https://www.wildlifesydney.com.au/what-s-inside/virtual-zoo/live-streams/>



Fitness challenge

Follow the instructions given by 'Be Skilled and Be Fit' instructors. Enjoy being active! Don't forget to upload videos of yourself exercising.

Video links below 📱:

Catching Masterclass 📱 <https://bit.ly/3sKYPro>

Workout 📱 <https://bit.ly/2UKrNLM>

Help your family with 3 jobs everyday



GoNoodle

<https://www.gonoodle.com/>

Join in some movement and mindfulness videos

Wellbeing

Take the time to stop and think in a quiet space.



Connect with nature and photograph an animal or plant.

Art on a Plate Challenge



Be creative and create a picture on a plate using food you have at home. Take a photo, then enjoy eating it.