

Stage 1 - Week 7 - Term 3




Good morning stage 1,

GUESS WHAT! You have successfully completed 7 weeks of Learning from Home and GOSH we are so proud of you. During this time you have been resilient and very patient. Keep up the great work, we love seeing your work and smiling faces.



This week we have planned lots of exciting activities; writing about dinosaurs, maths activities where you measure the area and lots of fun activities for other learning areas. Don't forget your spelling activities! Have you been practising your rocket words? We will be ready to check in with everyone when we get back to school and see how many levels you have learnt. Click the link or scan the QR code to access the rocket words booklet: <https://bit.ly/3lThHD5>








Don't forget to check your class story to check for you Zoom sessions each week. If you need any help logging on, send your teacher a message we will call you and your parents/carers.

Next week, we have 2 fun and special days planned! Keep your eye out of the activities (Hint: Thursday and Friday).

This week we have prepared you a range of learning activities for you to complete. Have a go at all of them and then let us know how you went **blue** for "I can teach someone else", **green** for "I understand and can do by myself", **orange** for "I need some more practise" or **red** for "I need help to do this activity". You might like to use a coloured pencil or something around your house that is that colour. Your teach might call home and help you complete an activity you have identified as needing some support.

We can't wait to see your work on Class Dojo! Have a great week!
See you soon, Stage One team

Symbol	What it means
	I can teach someone else
	I understand and can do by myself
	I need some more practise
	I need help to do this activity
 Liked	
Your teacher will give your post a "like" on your portfolio and the love heart will be red.	

Dear Students, Parents and Carers,



I would like to invite the students of our class to join me in a Zoom meeting, where we can connect and catch up. There are some housekeeping rules that we need to understand before we can proceed.

Zoom is the 'live' video conferencing platform teachers may use for online meetings. The classroom teacher will always be the host of the meeting and will send you an invite for you to join a meeting at a specific time.



When you first arrive at a zoom meeting you will be placed in a waiting room. This allows the teacher to commence the lesson when most people are present – much as they would at school. The Zoom session will not go ahead if you are the only student to join that particular meeting. If this happens, the teacher will end the meeting and reschedule for another time.

The expectations below are designed to ensure Zoom lessons/meetings are safe and productive. If your teacher feels you are not meeting these requirements, you will be given the opportunity to correct the issue. However, if your teacher is not satisfied that the issue has been rectified, you will be removed from the meeting.

Expectations of Students	
Dress Code	Please dress neatly, pyjamas are not appropriate
Location	You should be in a 'common' area within the house where you are visible to other members of your house. Great locations include the kitchen or dining room table or lounge room. You should try to position yourself so there is a blank wall background behind you that gives you privacy and not distract others. You cannot and should not use Zoom from a bedroom.
Positioning your Camera	Cameras should be positioned to only display from the shoulders up.
Recording Zoom calls	Recording audio, recording video or taking any photographs of a Zoom call with a teacher or student(s) is strictly prohibited.
Speaking and Listening	As in a normal lesson, it is important that you exercise good self-discipline and listen carefully to your teacher throughout the lesson/meeting. Unless instructed otherwise by your teacher, you should MUTE your audio. Exceptions to this might occur if you are asked a question or if you are taking part in a conversation your teacher has initiated.
Parent Involvement	Parents may assist with helping you to set up the technology, however, are requested not to join any group/class Zoom meetings/lessons being moderated by the teacher. When the Zoom meeting is completed the teacher will wait for all students to exit the meeting so that students do not continue chatting without the teacher present.
Liverpool West PS School Rules	Remember our School Rules when attending Zoom meetings/lessons: Be Safe – Always report inappropriate behaviour and inappropriate material to your teacher. Be Respectful – Make sure you are an active listener when another student is giving their ideas or opinions or answers. Be a Learner – Focus on instructions from your teacher and stay on-task.

What else can I do each day when I have finished my activities?

↪ Click ↪



Spelling


ring	right	rhombus
run	ripple	wrangle
running	rocket	write
brick	barrel	wrist
broken	rhythm	rhyme

This week we are revising the phonemes /r/. The letters in red above make the /r/ sound in words.

These will be your spelling words for the week. Keep the paper or take a photo of your words to look at each day.

Choose 5 words from the list above that you would like to learn and write them below.

Write 5 Rocket Words that you need to learn below. If you don't have your rocket word booklet at home: <https://bit.ly/3lThHD5>



5 ROCKET WORDS	5 words from above



Spelling

Use your rocket words and 5 words from the sound of the week to write 'Rainbow Sounds'.

rocket



Word of the Day: rocket

<https://bit.ly/36CBJZJ>



SCAN ME


Rhyming Words

Syllables

Letters

Sounds

Use it in a sentence



SPELLING sounds SCATTERGORIES

r

r

rr

wr

rh

PHONEME

GRAPHEMES

food

name

colour

sport

animal

country



SCAN ME

Click the link or scan the QR code to watch a video on how to complete the worksheet: <https://bit.ly/3i1IYkn>

Teach **THIS**

Circle.

Odd **Even**

Tens	Ones
1	0
2	0
3	0
4	0
5	0
6	0
7	0
8	0
9	0
10	0
11	0
12	0
13	0
14	0
15	0
16	0
17	0
18	0
19	0
20	0
21	1
22	2
23	3
24	4
25	5
26	6
27	7
28	8
29	9
30	0
31	1
32	2
33	3
34	4
35	5
36	6
37	7
38	8
39	9
40	0
41	1
42	2
43	3
44	4
45	5
46	6
47	7
48	8
49	9
50	0
51	1
52	2
53	3
54	4
55	5
56	6
57	7
58	8
59	9
60	0
61	1
62	2
63	3
64	4
65	5
66	6
67	7
68	8
69	9
70	0
71	1
72	2
73	3
74	4
75	5
76	6
77	7
78	8
79	9
80	0
81	1
82	2
83	3
84	4
85	5
86	6
87	7
88	8
89	9
90	0
91	1
92	2
93	3
94	4
95	5
96	6
97	7
98	8
99	9
100	0

$$12 + \square = 19$$

19, , , ,

Count forwards.

19



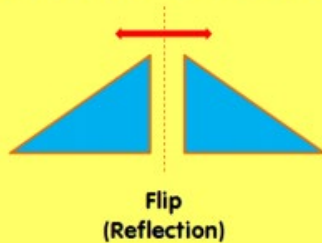
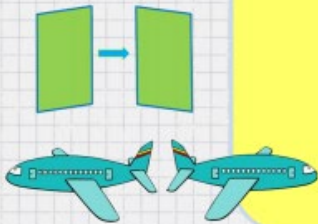
Would you like some help with your Number of the Day? Scan the code or use the link: <https://bit.ly/2UYvk8m>



Transformations

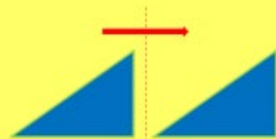
flip

A **flip** is to turn over or reflect.



Flip
(Reflection)

A **slide** is to move an object in any direction without rotating it.



Slide
(Translation)

Slide



turn

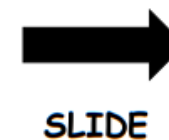



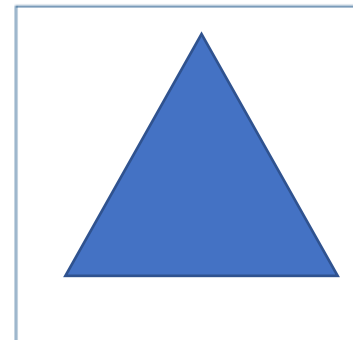
A **turn** is to rotate around.



Turn
(Rotation)

FLIP, TURN AND SLIDE

Choose one 2D shape and draw the shape in each for flip, turn and slide.



Writing

Week 7 Writing Information Report

This week we will edit and publish our Information Report from last week. It is important to use the same publishing paper and continue writing on it all week.

Weekly Outline



Monday - We are editing and publishing our Classification paragraph.



Tuesday - We are editing and publishing our Appearance paragraph.



Wednesday - We are editing and publishing our Habitat paragraph.



Thursday - We are editing and publishing our Diet paragraph.



Friday - We are drawing and labelling a diagram of a T-Rex!



Tyrannosaurus Rex T-Rex

Information Report - Fact Sheet



Classification

Tyrannosaurus Rexes were enormous meat-eating dinosaurs that lived a very long time before humans. They were Theropod dinosaurs which means they walked on their hind legs.

NOW IT'S YOUR TURN

Use this example paragraph to write your own

Classification paragraph on the next page.



Scan to watch a video about T-Rexes



© 2017 Pearson



How can weather change?

Watch the video by clicking on the link or scanning the QR code: <https://bit.ly/3Cdyh6u>
Then answer the questions.



What did you see
happening in the sky?

How did the
weather change?

How would you feel
if you were there?


1. _____
2. _____
3. _____

Science

Watch the video on weather reports and come up with at least four other weather words: <https://bit.ly/3lthoPO>



Think of other descriptive words.
Record yourself on dojo reporting on the weather in these pictures.



6

Keep a weather diary for a week.

Record what you see and feel with words and pictures.



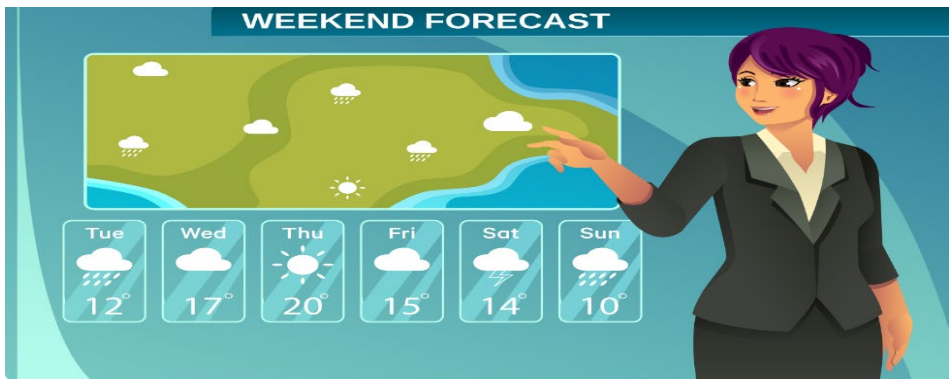
Monday

Tuesday

Wednesday

Thursday

Friday



What do you think the pictures and numbers mean?

Can you think of a weather word to describe each day?

How will the weather change?

Look at the weather forecast below then answer the questions:


1. _____
2. _____
3. _____

What shape can you see in the clouds?



Clouds are made of water and ice. Clouds move and change.

Are there clouds in the sky today? Draw what they look like.



Spelling

Use your rocket words and 5 words from the sound of the week and write them using blue and red pencils to show the vowels and consonants.

a b c d e f g h i j k l m n o p q r s t u v w x y z

Word of the Day: roll

<https://bit.ly/36CBJZJ>



SCAN ME


Rhyming Words

Syllables

Letters

Sounds

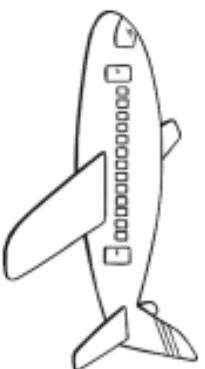
Use it in a sentence



Which Sound?

Teach **THIS**

Colour the correct letter or digraph bubble for each picture.



ai

a

a_e

ay




ee

e

y

ey



igh

y

i

i_e



o_e

oa

ow

o



a

a_e

ai

ay



ee

e

y

ea



75



Name: _____

I know this 2-digit number.

Trace the word.

seventy five

Trace the numeral.

75

Teach **THIS**

Circle.

Odd Even

Colour the MAB.



Place Value.

Tens	Ones

Make it.

$$53 + \square = 75$$

$$67 + \square = 75$$

Skip Count by 2s.

75, , , ,

Number lines.

Count forwards.

75

Count backwards.

75



SCAN ME

Would you like some help with your Number of the Day? Scan the code or use the link: <https://bit.ly/2UYvk8m>

Maths - use the yellow triangle at the back of the booklet to complete the lesson.

Today we are going to continue transforming shapes. Yesterday we slid, flipped and turned shapes.



Today we are going to practise different types of turns. There is a triangle on the next page you can cut out and use to practise.

1. Draw a triangle in the box labelled 'no turn'. Put a dot at the top of the triangle.
2. $\frac{1}{4}$ turn - Turn your triangle so that the dot is now pointing to the right.
3. $\frac{1}{2}$ turn - Turn your triangle so that the dot is now at the bottom.
4. Full turn - turn your triangle so that the dot is now back to the top.



<https://bit.ly/3xHtjeB>

You may like to upload a video to Class Dojo of you turning your shape.

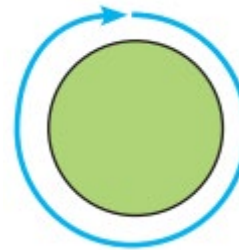

No turn

$\frac{1}{4}$ turn



$\frac{1}{2}$ turn

Full turn



Tyrannosaurus Rex

T-Rex



Information Report - Fact Sheet

Appearance

T-Rexes were one of the largest meat-eating dinosaurs that ever existed. Some grew up to 14 meters long! T-Rexes walked on two legs and balanced their huge heads and long, heavy tails. They had a set of 50-60 banana-sized teeth. T-Rexes had powerful small arms with two clawed fingers.

NOW IT'S YOUR TURN

Use this example paragraph to write your own

Appearance paragraph on the next page.



Scan to watch a video about T-Rexes

What is a Suburb?

Suburbs are places where people live. They are parts of a city. Suburbs have their own facilities like shopping centres, schools, parks, playgrounds, sporting fields and stations. Most cities have many suburbs.

Watch the video What is a Suburb?

<https://bit.ly/3ftFWUj>

Answer the questions below:



Do you live in a city, town, or suburb?

What do you like about living in your place?

What features does your city, town or suburb have?



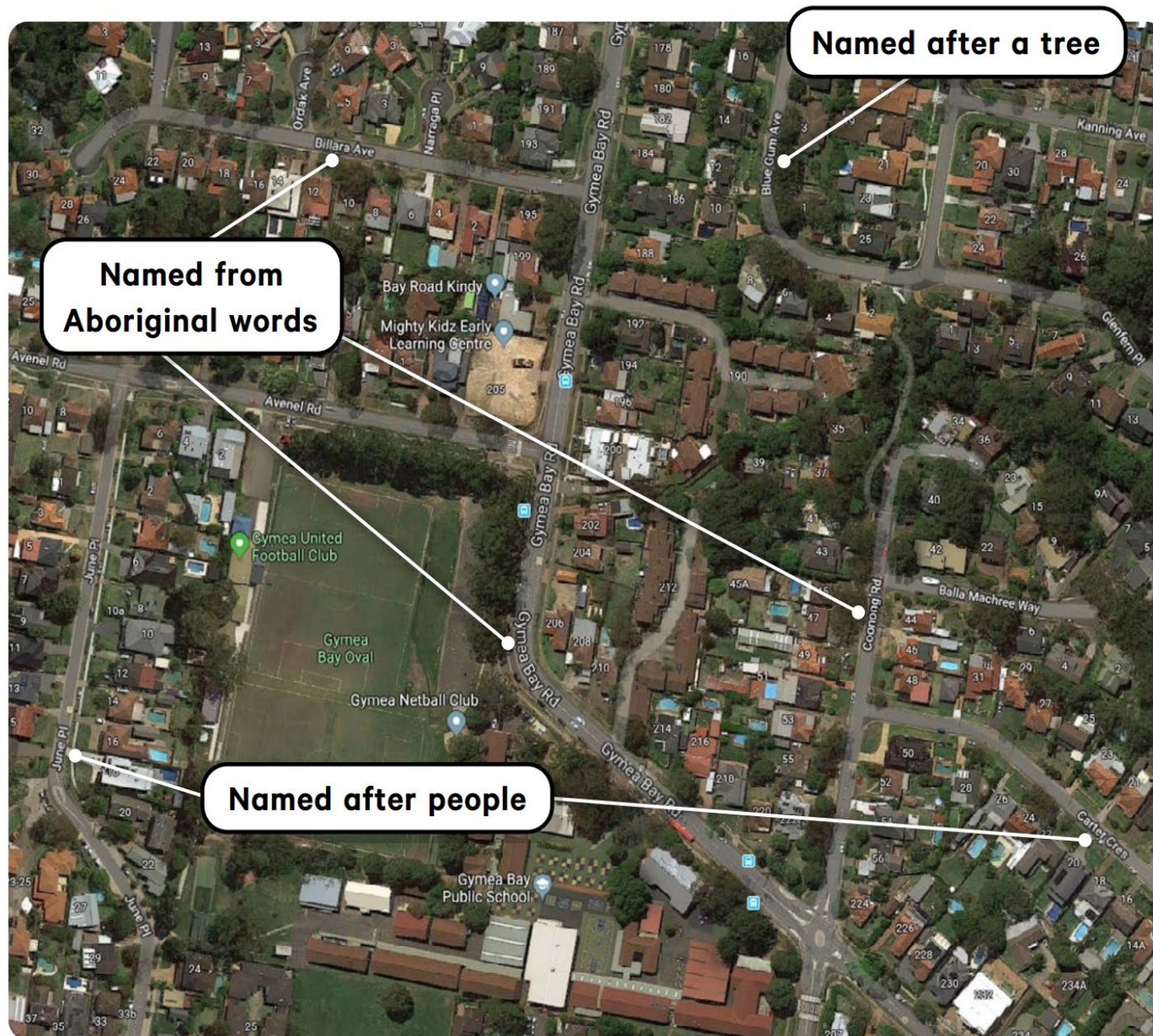
Geography

Most suburbs are planned. A large area of vacant land is used. Roads and streets are built. Electricity and water are connected. Houses are built a short time later.



People give suburbs and roads names. List, all the different ways roads and streets can be named.

This satellite picture shows a suburb in Sydney.
The labels explain how some of the streets were named.



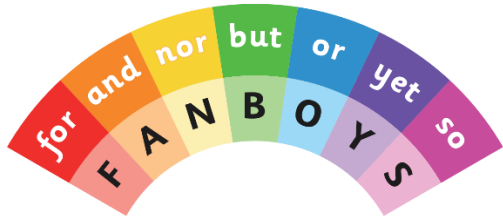
Look at [Google Earth](https://bit.ly/3Ab2X6y) by clicking on the link or scanning the QR code

<https://bit.ly/3Ab2X6y>



Investigate the meaning of place names in your local area by locating LWPS on Google Earth. List the names of places around it how you think they may have been named was it after a person, an aboriginal word a plant, or item.

e.g. Rose street after a flower



Spelling

Choose 5 words from your list to write sentences.

Challenge: can you write compound sentences?

Example: I went to the shops **because** I needed to buy milk.

Smile it's
wonderful
wednesday

Word of the Day: rip

<https://bit.ly/36CBJZJ>



SCAN ME


Rhyming Words

Syllables

Letters

Sounds

Use it in a sentence



Letter 'i' Can make Different Sounds


Colour the pictures below. Colour the short vowel pictures **blue** and the long vowel pictures **red**.



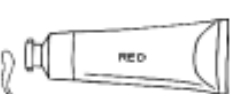
tub



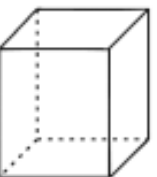
bugle



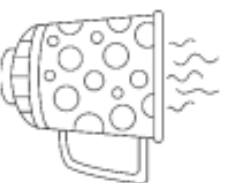
sun



tube



cube



cup



run



bug



music



unicorn

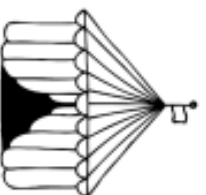
Other sounds that 'i' can make:




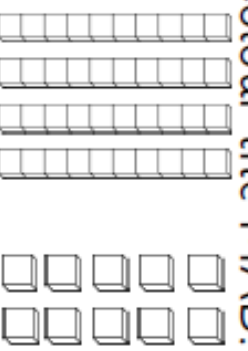


Teach Kids

c _ _ _ _

b _ _ _ _

p _ _ _ _



Name: _____   <h1>37</h1> <p>I know this 2-digit number.</p>		Trace the numeral.  <p><small>Teach THIS</small></p>					
Trace the word. <h2>thirty seven</h2>		Circle. Odd Even					
Colour the MAB. 		Place Value. <table border="1"> <tr> <td>Tens</td> <td>Ones</td> </tr> <tr> <td> </td> <td> </td> </tr> </table>		Tens	Ones		
Tens	Ones						
Make it. $28 + \square = 37$ $31 + \square = 37$		Skip Count by 2s. 37, <input type="text"/> , <input type="text"/> , <input type="text"/> , <input type="text"/>					
Number lines. Count forwards.  Count backwards. 							



SCAN ME

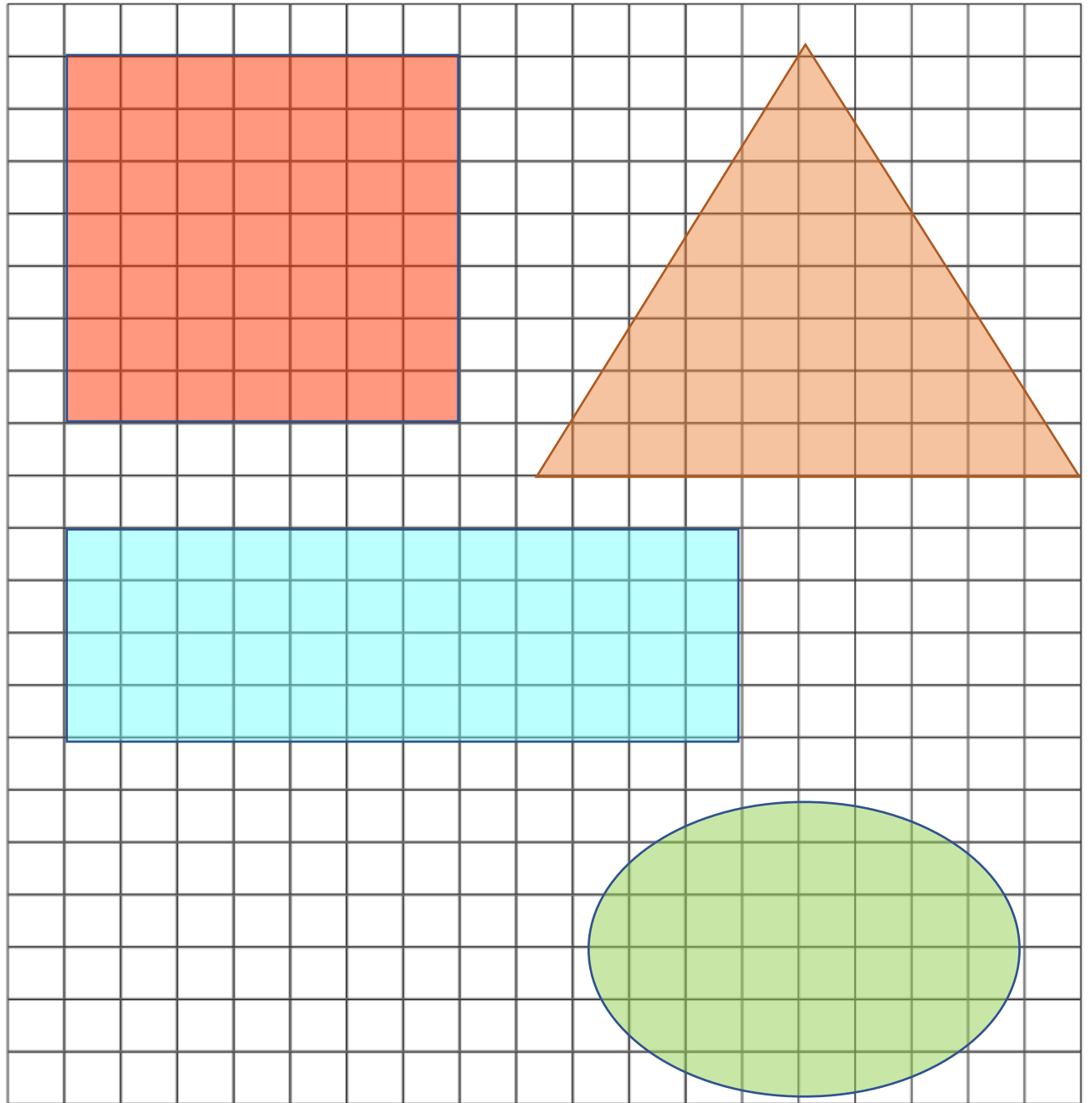
Would you like some help with your Number of the Day? Scan the code or use the link: <https://bit.ly/2UYvk8m>



Scan the QR code
or use the link:

<https://bit.ly/2XhN93L>

Maths- Area - Informal Units



How many squares does the triangle cover? _____

How many squares does the square cover? _____

How many squares does the oval cover? _____

How many squares does the rectangle cover? _____

Tyrannosaurus Rex

T-Rex



Information Report - Fact Sheet

Habitat

T-Rexes lived on land and roamed throughout what is now North America. They lived where they could easily hunt animals in humid, tropical environments and open forests with nearby rivers and forested swamps.


NOW IT'S YOUR TURN

Use this example paragraph to write your own

Habitat paragraph on the next page.



Scan to watch a
video about T-Rexes



Personal Development and Health - My Healthy Food Advertisement

Design an advertisement for a healthy food and balanced diet.


You can incorporate these phrases in your advertisement:

- * responsible eating
- * wise decisions
- * good choices



Here are some examples you can use to plan your advertisement!





Spelling

Use your rocket words and 5 words from the sound of the week to record in the boxes.

Each sound of the word goes in a different box.

r	i	n	g
---	---	---	---

wr	i	gg	le
----	---	----	----

rh	o	m	b	u	s
----	---	---	---	---	---



Would you like some help with your Sound Boxes? Scan the code or use the link: <https://bit.ly/3raLhEE>

Word of the Day: wrap

<https://bit.ly/36CBJZJ>



SCAN ME


Rhyming Words

Syllables

Letters

Sounds

Use it in a sentence



'g' Word Blends

Trace the beginning blend and complete each of the initial blend words.



<input type="text"/>	ad	<input type="text"/>	ass
<input type="text"/>	ow	<input type="text"/>	ue



<input type="text"/>	ape	<input type="text"/>	ass
<input type="text"/>	in	<input type="text"/>	ip

Complete these words using the correct beginning blend.

__ain __ill __ab

__ub __ide __ob

__ove __asses __itter

Name: _____



89



I know this 2-digit number.

Trace the numeral.

89

Teach **THIS**

Trace the word.

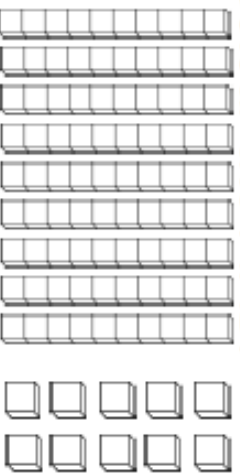
eighty nine

Circle.

Odd

Even

Colour the MAB.



Place Value.

Tens

Ones

Make it.

$$53 + \square = 89$$

$$67 + \square = 89$$

Skip Count by 2s.

89, , , ,

Number lines.

Count forwards.

89

Count backwards.

89



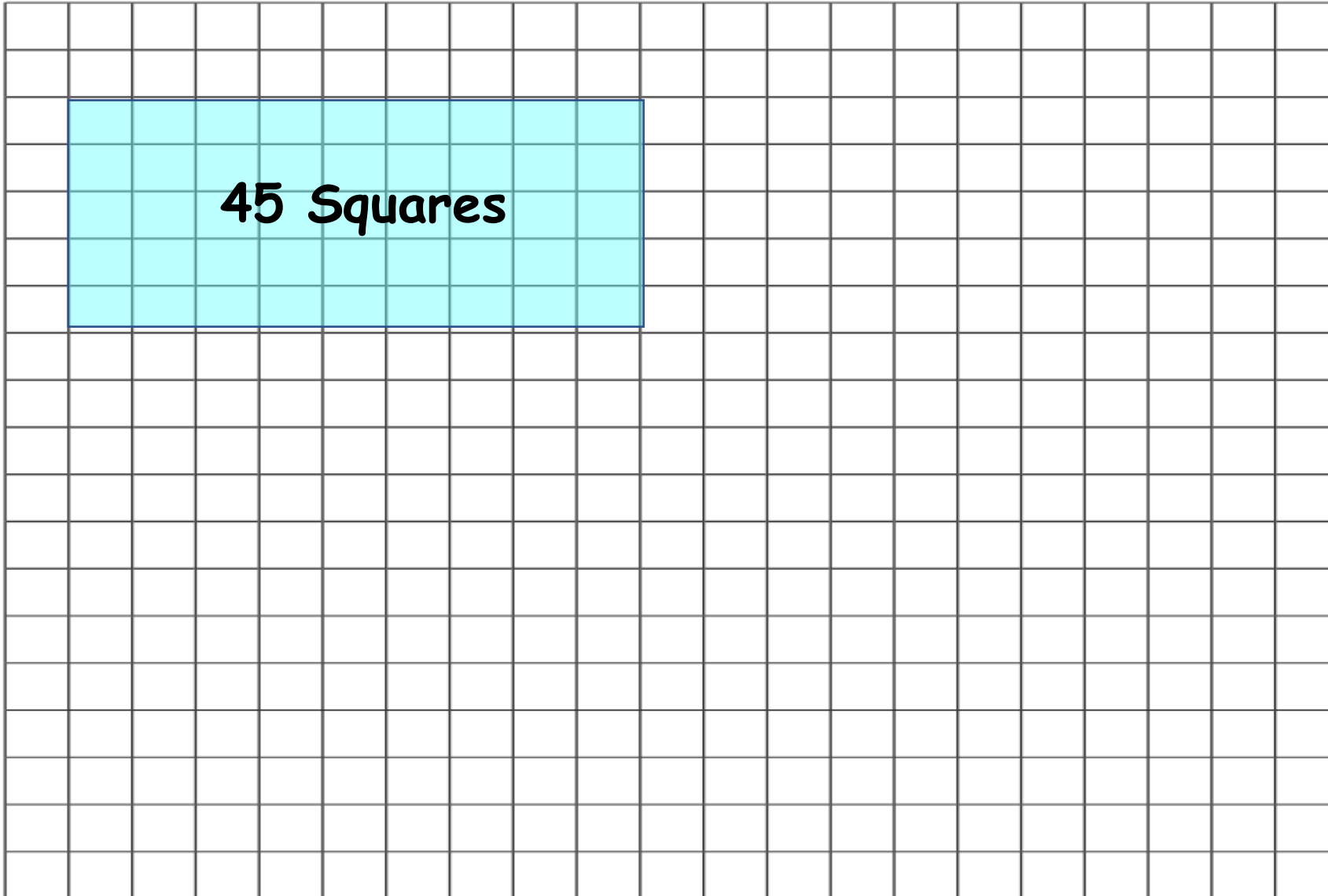
SCAN ME

Would you like some help with your Number of the Day? Scan the code or use the link: <https://bit.ly/2UYvk8m>

Maths - Area - Informal Units

The rectangle covers 45 squares.

Activity - Draw 3 shapes of your own and write down how many squares it covers.



Scan the QR code
or use the link:

[https://bit.ly/
3jJHw5X](https://bit.ly/3jJHw5X)

Tyrannosaurus Rex

T-Rex

Information Report - Fact Sheet



Diet

T-Rexes were carnivores that ate meat. They ate the flesh of other dinosaurs! T-Rexes were hunters who used their acute sense of smell, strong jaw and sharp teeth to chew on their prey easily.


NOW IT'S YOUR TURN

Use this example paragraph to write your own

Diet paragraph on the next page.



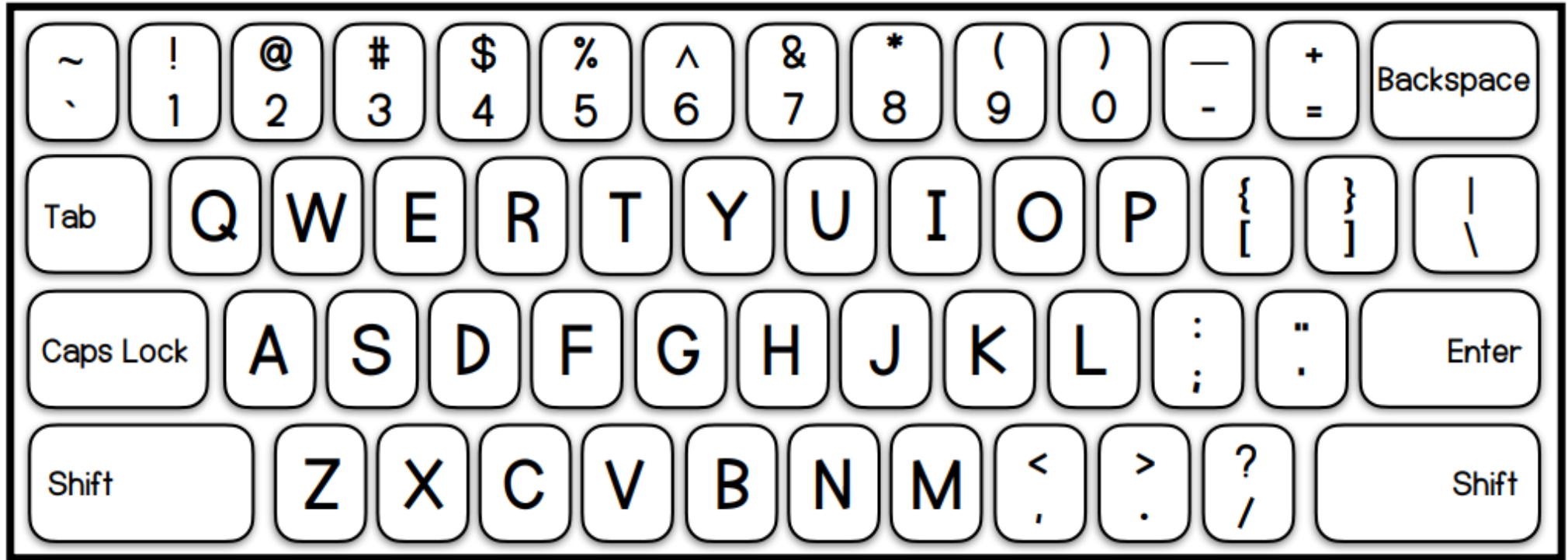
Scan to watch a
video about T-Rexes



Spelling

Use the keyboard below to practice typing your list words OR type them onto ClassDojo on a message.

You may like to record yourself and send it to your teacher on Class Dojo.



Word of the Day: roll

<https://bit.ly/36CBJZJ>



SCAN ME


Rhyming Words

Syllables

Letters

Sounds

Use it in a sentence



Nouns Around

Nouns name people, places and things.

Write the nouns inside the robot.

red

tram

sun

big

hot

girl

toy

dad

play


old

bag

fish

help

bike



The Big Cut

Tricky words:

is he his

Tom is sad. He got a cut on his leg. It is big. He had a rest in his bed. He got a hug from his mum.



Tom is:

- ☐ sad
- ☐ bad
- ☐ glad

Write the word
cut.

Self-reflection:





99




Name: _____

I know this 2-digit number.

Trace the word.

ninety nine

Colour the MAB.



Make it.

$$71 + \square = 99$$

$$85 + \square = 98$$

Number lines.

Count forwards.

99

Count backwards.

99

Trace the numeral.

99

Teach **THIS**

Circle.

Odd Even

Place Value.

Tens	Ones

Skip Count by 2s.

99, , , ,




SCAN ME

Would you like some help with your Number of the Day? Scan the code or use the link: <https://bit.ly/2UYvk8m>

Maths

Choose 3 shapes. Each shape needs to take up the area of 10 squares.



Tyrannosaurus Rex

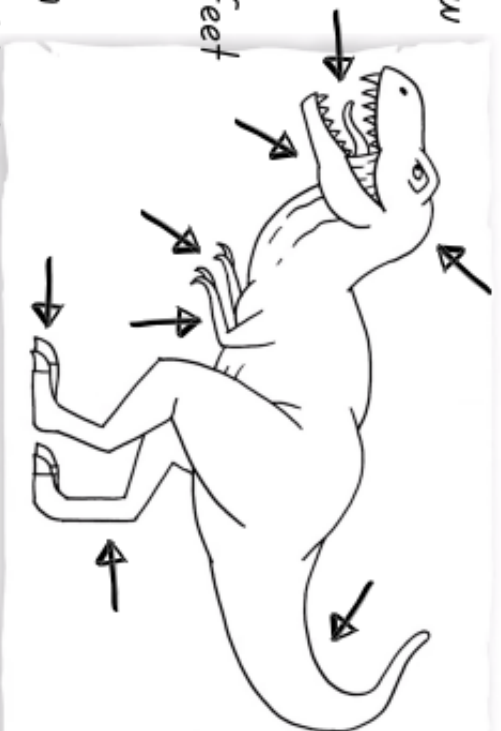
T-Rex



Information Report - Fact Sheet

Diagram

- Hind Legs
- Powerful jaw
- Huge head
- Tiny arms
- Three-toed feet
- Long Tail
- Sharp teeth
- Two-fingered hands



Guided Drawing

NOW IT'S YOUR TURN

Follow the guided drawing to draw your T-Rex
ON THE NEXT PAGE

and use this example to label it's features.



Creative Arts


Scan the QR code or click the link: a on how to draw a fun pineapple.

If you don't have access to a device, colour in the pineapple. You may like to use a pattern on the bottom of the pineapple.

<https://bit.ly/2X4FMM6>



SCAN ME



This page is BLANK...

Monday Maths - Cut out the triangle to use for your turns.

