

# Stage 1 - Week 3 - Term 4



Dear Students, Parents and Carers,



I would like to invite the students of our class to join me in a Zoom meeting, where we can connect and catch up. There are some housekeeping rules that we need to understand before we can proceed.

Zoom is the 'live' video conferencing platform teachers may use for online meetings. The classroom teacher will always be the host of the meeting and will send you an invite for you to join a meeting at a specific time.

When you first arrive at a zoom meeting you will be placed in a waiting room. This allows the teacher to commence the lesson when most people are present – much as they would at school. The Zoom session will not go ahead if you are the only student to join that particular meeting. If this happens, the teacher will end the meeting and reschedule for another time.

The expectations below are designed to ensure Zoom lessons/meetings are safe and productive. If your teacher feels you are not meeting these requirements, you will be given the opportunity to correct the issue. However, if your teacher is not satisfied that the issue has been rectified, you will be removed from the meeting.

Expectations of Students	
Dress Code	Please dress neatly, pyjamas are not appropriate
Location	You should be in a 'common' area within the house where you are visible to other members of your house. Great locations include the kitchen or dining room table or lounge room. You should try to position yourself so there is a blank wall background behind you that gives you privacy and not distract others. <b>You cannot and should not use Zoom from a bedroom.</b>
Positioning your Camera	Cameras should be positioned to only display from the shoulders up.
Recording Zoom calls	<b>Recording audio, recording video or taking any photographs of a Zoom call with a teacher or student(s) is strictly prohibited.</b>
Speaking and Listening	As in a normal lesson, it is important that you exercise good self-discipline and listen carefully to your teacher throughout the lesson/meeting.  Unless instructed otherwise by your teacher, you should MUTE your audio. Exceptions to this might occur if you are asked a question or if you are taking part in a conversation your teacher has initiated.
Parent Involvement	Parents may assist with helping you to set up the technology, however, are requested not to join any group/class Zoom meetings/lessons being moderated by the teacher. When the Zoom meeting is completed the teacher will wait for all students to exit the meeting so that students do not continue chatting without the teacher present.
Liverpool West PS School Rules	Remember our School Rules when attending Zoom meetings/lessons: <b>Be Safe</b> – Always report inappropriate behaviour and inappropriate material to your teacher. <b>Be Respectful</b> – Make sure you are an active listener when another student is giving their ideas or opinions or answers. <b>Be a Learner</b> – Focus on instructions from your teacher and stay on-task.



Today is day 6 of the fitness challenge! Complete an activity each day and upload a video to Class Dojo of you completing the fitness challenge. Start on the red star.



© The Mum Educates

# 30 Day Fitness Challenge


<b>Day 1</b> Do 10 star jumps. 	<b>Day 2</b> Hop around like a frog for 20 seconds. 	<b>Day 3</b> Touch your toes 10 times. 	<b>Day 4</b> Balance a ball on your head. 	<b>Day 5</b> Spin in a circle for 10 seconds. 
<b>Day 6</b> Walk like a crab for 1 minute. 	<b>Day 7</b> Stretch as high as you can. 	<b>Day 8</b> Choose a song and create your own dance routine for the song! Perform it in front of your family. 	<b>Day 9</b> Pick up a ball from floor without using your hands. 	<b>Day 10</b> Take 10 giant steps. 
<b>Day 11</b> Balance on one leg for 30 seconds. 	<b>Day 12</b> Do 6 cartwheels. 	<b>Day 13</b> Lay on your back and peddle your legs like you are on a bike. 	<b>Day 14</b> Skip the rope for 1 minute. 	<b>Day 15</b> Make your own hopscotch. Play it for 1 minute. 
<b>Day 16</b> Stretch like a cat. Do it 5 times. 	<b>Day 17</b> Do an egg and spoon race with your sibling. 	<b>Day 18</b> Dance like a chicken for 1 minute. 	<b>Day 19</b> Walk backwards 10 steps and then skip back. 	<b>Day 20</b> Do 10 squats in 30 seconds. 
<b>Day 21</b> Wiggle like a worm for 20 seconds. 	<b>Day 22</b> Do Yoga for 10 minutes. You can find videos on YouTube. 	<b>Day 23</b> Tiptoe for 15 seconds. 	<b>Day 24</b> Throw a ball in the air and catch it. Repeat 10 times. 	<b>Day 25</b> Shake your arms and clap your hands. Do this 5 times. 
<b>Day 26</b> Create your own obstacle course and time yourself doing it! 	<b>Day 27</b> Do gorilla shuffle for 15 seconds. 	<b>Day 28</b> Lay on the floor. Lift your arms and legs above the floor for 10 seconds. 	<b>Day 29</b> Balance a book on your head for 15 seconds. 	<b>Day 30</b> Do 10 sit ups in one minute. 





What else can I do each day when I have finished my activities?

↪ Click me! ↪



# Monday


## Spelling

jog gel jump jade jolly	bridge major joker jigsaw enjoy	sponge education adjective suggestion pyjamas
-------------------------------------	---	---

This week we are focusing on the /j/ phoneme.

The phoneme /j/ can be represented by j, dge, ge, g or gg.

These will be your spelling words for the week. Keep the paper or take a photo of your words to look at each day.



Choose 5 words from the list above that you would like to learn and write them below.

Write 5 Rocket Words that you need to learn below.

5 rocket Words	5 words from above



SCAN ME

**IMPORTANT!**

Click the link or scan the QR code to learn how to complete the spelling list each week:

<https://bit.ly/399RV65>

## Spelling



**Complete this table each day with the words chosen on the previous page. You should have 5 rocket words from your current list and 5 words from our phonics focus.**

[illegible]

## Spelling

[illegible]

Click the link or scan the QR code to learn how to complete this task: <https://bit.ly/3lo2s3h>

How did you go?			
I can teach someone	I understand and can do by myself	I need some more practise	I need help to do this activity

# Word of the Week



Syllables

\_\_\_\_\_

generation

Definition

Use in a sentence.

Vowels

Write each phoneme in a box.

--	--	--	--	--	--	--	--	--	--

Consonants

Circle the correct part of speech?

noun / verb / adjective / other

Definition in my own words.

Picture

Rhyming Words



SCAN ME

Click the link or scan the QR code to learn how to complete this task: <https://bit.ly/2WY527w>

How did you go?

I can teach someone

I understand and can do by myself

I need some more practise

I need help to do this activity



Writing -  
Repetition or Alliteration?

## ALLITERATION


Alliteration is the repetition of the same or similar kinds of sounds at the beginning of words or in stressed syllables.

The sizzling sun shone brightly in the beautiful blue sky above the farm. The friendly farmer fed his four chirping chickens corn.



## Alliteration Stations

Colour and draw on the carriages to make a sentence that uses alliteration.





This comic strip is using repetition/alliteration. Write an example:

---



---



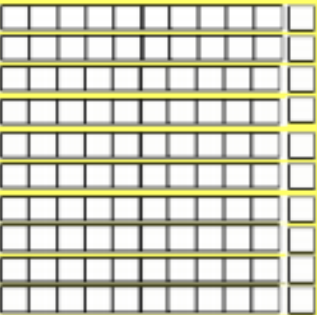
This comic strip is using repetition/alliteration. Write an example:

---



---

How did you go?			
I can teach someone	I understand and can do by myself	I need some more practise	I need help to do this activity

DRAW IT		WORD	BASE TENS BLOCKS	TALLY																																																																
<div> <div>TENS FRAMES</div> <div> <table border="1"> <tr><td></td><td></td><td></td><td></td></tr> <tr><td></td><td></td><td></td><td></td></tr> <tr><td></td><td></td><td></td><td></td></tr> <tr><td></td><td></td><td></td><td></td></tr> </table> <table border="1"> <tr><td></td><td></td><td></td><td></td></tr> <tr><td></td><td></td><td></td><td></td></tr> <tr><td></td><td></td><td></td><td></td></tr> <tr><td></td><td></td><td></td><td></td></tr> </table> <table border="1"> <tr><td></td><td></td><td></td><td></td></tr> <tr><td></td><td></td><td></td><td></td></tr> <tr><td></td><td></td><td></td><td></td></tr> <tr><td></td><td></td><td></td><td></td></tr> </table> <table border="1"> <tr><td></td><td></td><td></td><td></td></tr> <tr><td></td><td></td><td></td><td></td></tr> <tr><td></td><td></td><td></td><td></td></tr> <tr><td></td><td></td><td></td><td></td></tr> </table> </div> </div>																																																																				

## NUMBER OF THE DAY

52

**NUMBER LINE**

25

# Repeated Addition

## Roll and Record

Roll 2 dice and record the numbers you rolled.

Use the numbers to write your repeated addition number sentence and then find the answer!



<https://bit.ly/3AfYvmp>

Roll 1	Roll 2	Repeated Addition Number Sentence	Answer
3	4	$3 + 3 + 3 + 3$	12



Use the QR Code on the left for interactive dice!

How did you go?			
I can teach someone	I understand and can do by myself	I need some more practise	I need help to do this activity

## Science

<https://bit.ly/395vPBs> Click the link to view a website about water.



### Water in My World

What do we use water for?

Water can be used for:



Drinking, Washing clothes, Cleaning the house, Bathing/showering, Cooking, Generating electricity, Farming, Gardening

How did you go?

I can  
teach  
someone

I  
understand  
and can do  
by myself

I  
need some  
more  
practise

I  
need help  
to do this  
activity



# Tuesday

## Spelling



Have you practised your spelling words today? Go back to your spelling list and complete look, say cover, write, check.

Monday	Tuesday	Wednesday	Thursday

/j/ j, dge, ge, g, gg

Activity: We have used the strategy of checking "does it look right"?  
Circle the correct spelling.



gacket / jacket / dgeacket



bridge / brije / brige




gumper / jumper / jjumper



pygamas / pydgamas /  
pyjamas



jigsaw / gigsaw / dgigsaw



sponge / spondge / sponje

How did you go?

I can teach someone	I understand and can do by myself	I need some more practise	I need help to do this activity
---------------------	-----------------------------------	---------------------------	---------------------------------

# Write a Rhyme

Name: \_\_\_\_\_

Use the rhyming prompts below to create two lines that rhyme with each other. Then join more together to create a longer poem. See if you can come up with your own rhyming lines.

**cat/mat**  
**see/tree**  
**bear/hair**  
**ball/wall**  
**hot/pot**

**rob/sob**  
**dig/pig**  
**map/cap**  
**dog/hog**  
**bug/jug**

**bag/rag**  
**pan/fan**  
**hen/pen**  
**fun/sun**  
**cut/hut**

\_\_\_\_\_  
e.g. There was a small cat

\_\_\_\_\_  
Who sat on a mat.

\_\_\_\_\_  
\_\_\_\_\_  
\_\_\_\_\_  
\_\_\_\_\_  
\_\_\_\_\_  
\_\_\_\_\_  
\_\_\_\_\_

## Writing - Describe Your Superhero!



<https://bit.ly/2Yk95Mu>

Draw your Superhero:

Draw your Superhero:

Use **repetition** to describe your Superhero.

Use **alliteration** to describe your Superhero.

How did you go?

I can  
teach  
someone

I  
understand  
and can do  
by myself

I  
need some  
more  
practise

I  
need help  
to do this  
activity

TENS FRAMES	DRAW IT	WORD	BASE TENS BLOCKS	TALLY
<div> <div> <div></div> <div></div> <div></div> <div></div> </div> <div> <div></div> <div></div> <div></div> <div></div> </div> </div> <div> <div> <div></div> <div></div> <div></div> <div></div> </div> <div> <div></div> <div></div> <div></div> <div></div> </div> </div> <div> <div> <div></div> <div></div> <div></div> <div></div> </div> <div> <div></div> <div></div> <div></div> <div></div> </div> </div> <div> <div> <div></div> <div></div> <div></div> <div></div> </div> <div> <div></div> <div></div> <div></div> <div></div> </div> </div>				

# NUMBER OF THE DAY

34










**NUMBER LINE**

□ □ □ □ 43 □ □ □ □ □ □

How did you go?			
I can teach someone	I understand and can do by myself	I need some more practise	I need help to do this activity

# Multiplication Using Arrays

Write two multiplication sentences for each array.  
The first one has been done for you.

		
$2 \times 5 = 10$ $5 \times 2 = 10$		
		
		

Can you think of a different calculation and draw your own array?




Click the link or scan the QR code to learn how to complete this task: <https://bit.ly/2YnxXT1>

How did you go?

			
--	---	---	---



# Geography




SCAN ME

<https://bit.ly/3li6POp>

## Getting Places!



Why might you not be able to use these transport ideas?



Where I need to go....

Draw a line from the place and the correct transport

Transport....



The Park Down the road



Going on Holiday in a different country



Going to school



Going to the shops for food shopping



Neighbors house



How did you go?



# Wednesday

## Spelling



Have you practised your spelling words today? Go back to your spelling list and complete look, say, cover, write, check.

Monday	Tuesday	Wednesday	Thursday

j, dge, ge, g or gg.

j j o l l y t n t f  
u h p a y p a f n k  
m b i j b u d g i e  
p y g g e a j r e s  
j l e b o o e f n p  
o r o d m i c r j o  
g e n e r a t i o n  
e u t q r b i d y g  
j u g g l e v g b e  
z b r i d g e e f l

generation

budgie

fridge

adjective

jolly

sponge

juggle

enjoy

jump

bridge

pigeon

jog

How did you go?

I can teach someone	I understand and can do by myself	I need some more practise	I need help to do this activity
---------------------	-----------------------------------	---------------------------	---------------------------------

# Solve the Suffix

Name: \_\_\_\_\_

Teach **THIS**

Find the correct suffix from the box to complete the sentences below.

ness	ship	age	less	ance	ful
ment	able	ous	hood	ing	ed

- Our little puppy is so love \_ \_ \_ \_ .
- The beauti \_ \_ \_ butterfly landed on the flower.
- I like runn \_ \_ \_ outside.
- The care \_ \_ \_ \_ boy left his toys at the park.
- I look \_ \_ both ways before crossing the road.
- The horse pulled the carri \_ \_ \_ to the castle.
- Our friend \_ \_ \_ \_ is very important to me.
- Her baby likes the move \_ \_ \_ \_ of the pram.
- It was the perform \_ \_ \_ \_ of a lifetime.
- We live in a safe neighbour \_ \_ \_ \_ .
- Your kind \_ \_ \_ \_ will not be forgotten.
- Christmas is such a joy \_ \_ \_ occasion.



How did you go?

I can  
teach  
someone

I  
understand  
and can do  
by myself

I  
need some  
more  
practise

I  
need help  
to do this  
activity

## Writing – Onomatopoeia



<https://bit.ly/3A4Ysda>

Write a comic strip about you and your friends as superheroes.

Add two onomatopoeia sound words to your comic.

### CHALLENGE

Can you also add repetition to your comic?


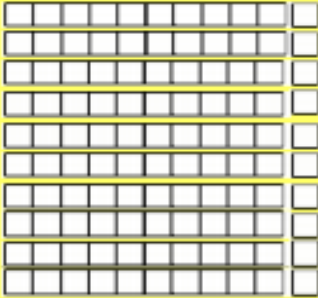

How did you go?

I can  
teach  
someone

I  
understand  
and can do  
by myself

I  
need some  
more  
practise

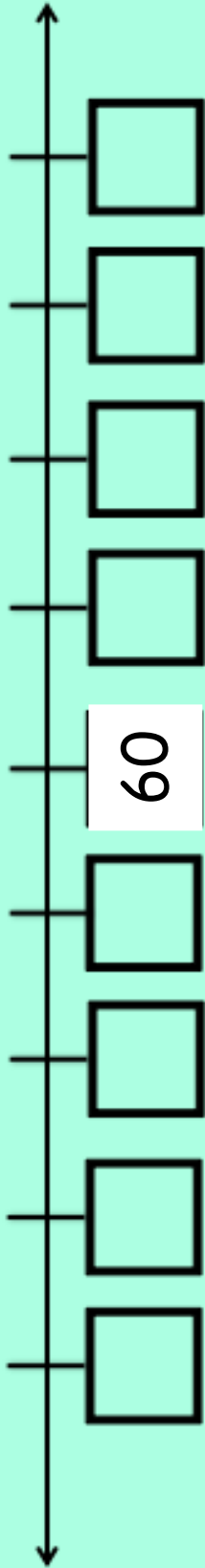
I  
need help  
to do this  
activity

TENS FRAMES	DRAW IT	WORD	BASE TENS BLOCKS	TALLY
				

# 60

## NUMBER OF THE DAY

### NUMBER LINE



How did you go?			
I can teach someone	I understand and can do by myself	I need some more practise	I need help to do this activity



## Array Vegetable Garden

Farmer Brown wants to plant his own garden of vegetables. Here are the instructions to help him!



Plant: 2 x 3 array of carrots

3 x 6 array of lettuce

5 x 4 array of tomatoes

7 x 2 array of peas

\_\_\_\_\_ of **beans** (make your own example!)

\_\_\_\_\_ of **corn** (make your own example!)

[illegible]

How did you go?			
I can teach someone	I understand and can do by myself	I need some more practise	I need help to do this activity

## **Personal Development and Health – Safe Living**

See worksheet to cut and paste at the back of the booklet

# Thursday Spelling



Have you practised your spelling words today? Go back to your spelling list and complete look, say, cover, write, check.

Monday	Tuesday	Wednesday	Thursday

Activity: Using your list words for this week:

1. Write spelling word
2. How many syllables in the word?
3. Record your words using rainbow sounds.

Spelling word	How many syllables?		Rainbow sounds
e.g. pickle	pick / le	2	pickle

How did you go?			
I can teach someone	I understand and can do by myself	I need some more practise	I need help to do this activity

# Cool Compound Sentences

Name: \_\_\_\_\_

Teach **THIS**



1. Choose the appropriate coordinating conjunction to complete the compound sentence below.

and      but      so      or

- a) The class went on a zoo excursions, \_\_\_\_\_ they saw many types of animals.
- b) Anna dislikes fruit, \_\_\_\_\_ she eats vegetables.
- c) Dan will go surfing, \_\_\_\_\_ he will play basketball.
- d) Tomorrow is Brad's birthday, \_\_\_\_\_ we will buy him a present.



2. Rewrite these independent clauses to create compound sentences. Circle the coordinating conjunction that you used.

- a) Tom was feeling hungry. He made himself a salad sandwich.

---

---

- b) Tina sprinted to the bus stop. She was too late.

---

---

How did you go?

I can  
teach  
someone

I  
understand  
and can do  
by myself

I  
need some  
more  
practise

I  
need help  
to do this  
activity

## Writing - create your own comic strip

<https://bit.ly/3BeZ2Xg>



Draw your own comic strip about Superheroes using Tuesday's worksheet to help you. You can use as many boxes as you need

### CHALLENGE

Can you use repetition, alliteration and onomatopoeia in your comic?


How did you go?

I can teach someone

I understand and can do by myself

I need some more practise

I need help to do this activity



DRAW IT		WORD	BASE TENS BLOCKS	TALLY																																																
<p><b>TENS FRAMES</b></p> <table border="1"> <tr><td></td><td></td><td></td><td></td></tr> <tr><td></td><td></td><td></td><td></td></tr> <tr><td></td><td></td><td></td><td></td></tr> <tr><td></td><td></td><td></td><td></td></tr> </table> <table border="1"> <tr><td></td><td></td><td></td><td></td></tr> <tr><td></td><td></td><td></td><td></td></tr> <tr><td></td><td></td><td></td><td></td></tr> <tr><td></td><td></td><td></td><td></td></tr> </table> <table border="1"> <tr><td></td><td></td><td></td><td></td></tr> <tr><td></td><td></td><td></td><td></td></tr> <tr><td></td><td></td><td></td><td></td></tr> <tr><td></td><td></td><td></td><td></td></tr> </table>																																																				

## NUMBER OF THE DAY

15

**NUMBER LINE**

57

How did you go?			
I can teach someone	I understand and can do by myself	I need some more practise	I need help to do this activity

1. Fill in the following missing numbers to finish the patterns.

5			8						
---	--	--	---	--	--	--	--	--	--

2. Fill in the following missing numbers to finish the patterns.

24			27					29	
----	--	--	----	--	--	--	--	----	--

3. Skip count by 2's

0									
---	--	--	--	--	--	--	--	--	--

4. What is the pattern?

45	50	55	60	65
----	----	----	----	----

This pattern is going \_\_\_\_\_ by \_\_\_\_\_.

(Up or down)

(what number?)

1		3	4	5	6	7	8	9	10
11	12	13	14	15	16	17	18	19	20
21		23	24	25	26	27	28	29	30
31	32	33	34	35	36		38	39	40
41	42	43	44	45	46	47	48	49	
51		53	54	55	56	57	58	59	60
61	62	63	64	65	66		68	69	70
71	72	73	74	75	76	77	78	79	80
81	81	83	84		86	87	88	89	90
91	92	93	94	95	96	97	98		100

5. Fill in the gaps in the 100's chart below, then:

Skip count by 5's and colour the numbers **green**.

How did you go?			
I can teach someone	I understand and can do by myself	I need some more practise	I need help to do this activity

<https://bit.ly/3FsCepw>



SCAN ME

## Coding

We are learning to use directions to move the mother fox to baby fox

Record the most efficient algorithm needed to get the mother fox back to her baby. Using the letters N, E, S, W draw the steps the Mother fox needs to take to move to the baby fox. Remember she cannot walk through trees and can only cross the river using the bridge or two big boulders.

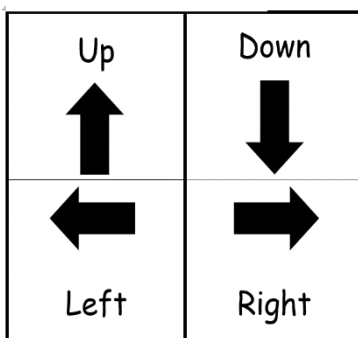
Click or scan here if you need help:

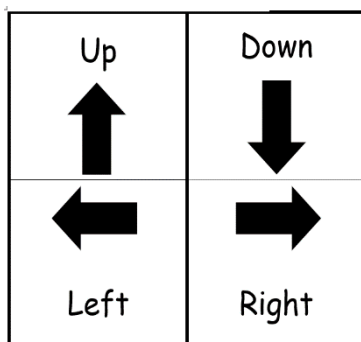
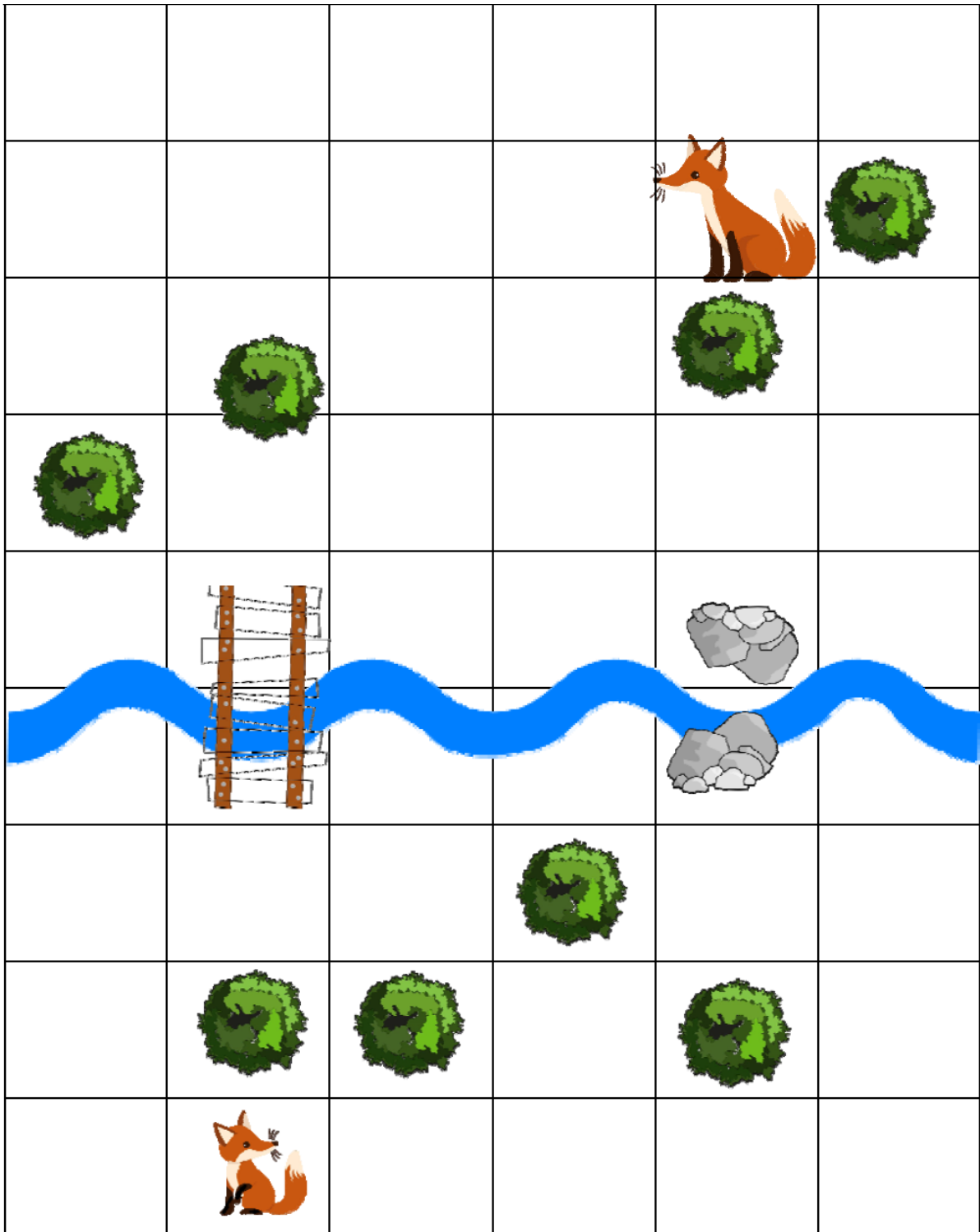
<https://bit.ly/3tCdsO3>



SCAN ME

Steps I have taken:





How did you go?			
I can teach someone	I understand and can do by myself	I need some more practise	I need help to do this activity

# FEELINGS



## Drama

Click on the link or scan the QR code to hear Miss Harden explain today's lesson

<https://bit.ly/3iDGCbj>



Sadness- <https://bit.ly/3DIYeQG>

Joy- <https://bit.ly/2Yo7Njc>

Fear- <https://youtu.be/LWtqKMeBfcc>

Anger- <https://youtu.be/6x4lp2X214Y>

Disgust- [https://www.youtube.com/watch?v=-t2uzRzeQVY&feature=emb\\_rel\\_end](https://www.youtube.com/watch?v=-t2uzRzeQVY&feature=emb_rel_end)

**We are learning to:** practice and perform different movements to express emotions.

**We are learning this because:** drama is enjoyable and is a source of humor and entertainment

### Success Criteria:

\*I can name emotions.

\*\*I can copy how to do different emotions.

\*\*\*I can perform my own movements and respond to different emotions.

Now it's your turn. After watching the different emotions you can now record yourself doing the different emotions using movement

Watch the video on different emotions

Begin by asking the students to use voice, movement and facial expressions to show a specific emotion. Students to record themselves for class dojo

For example:

- ❖ If you're happy and you know it, smile wide.
- ❖ If you're excited and you know it, jump up high.
- ❖ If you're tired and you know it, time to yawn.
- ❖ If you're angry and you know it, stamp your feet.

<https://youtu.be/MeNY-RxDJig?t=30>

### Emotions

	happy		excited
	angry		silly
	afraid		sad
	surprised		worried





## Free Choice Friday



Check Class Dojo for the interactive links on Friday's post.

# Let's have some DOT DAY FUN!



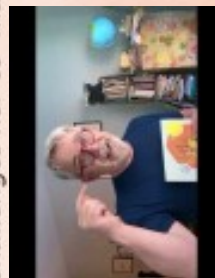
### When is Dot Day?

Dot Day is celebrated on the 15<sup>th</sup> September, every year to encourage people of all ages to harness their creativity.


Visit the [website](#) for posters.

Read or listen to the book.

Peter H. Reynolds' storybook, "The Dot," is the story of a girl who begins a journey of self-discovery after a caring teacher challenges her to 'make her mark.'



Read or listen to the book.



### Create your own Dot

Create your own dot inspired illustrations with students. Children can make their own dot or start with a dot inspiration. Here are a few fun dot idea sparkers.

- coffee filter
- dot sticker
- bottle cap
- button
- pom poms
- Q-tip dipped in paint
- paper plate
- thumbprint



### Dress Like a Dot

Create your own Dot Day fashion show. Send in your selfies and create a Dot Day Wall.



### selfie time



Take a selfie dressed in your Dot Day outfit.

Visit the [website](#) for posters.




I have created a sticker from the official Dot Day badge. Just copy and paste to student work.

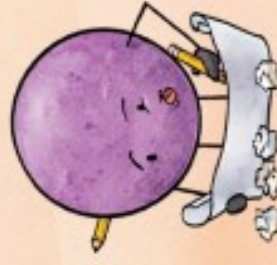

Download [Quiver](#) and have heaps of augmented reality fun with the Dot. The free Dot Day template is on the website- just search for Dot.



### 'Pot Day Song



# Design your OWN DOT







## Order The Comic Strips

<https://bit.ly/3FgzSK4>



We need your help! The wind mixed the comic strips together and now we cannot figure out what order they were in.

Can you record a video of yourself showing us the correct order (from 1 to 5) and explain what is happening in the comic?



**This page is BLANK...**

# How to Cross a Road Safely

4. Think carefully about whether it is safe to cross the road.

Method

1. Stop at least one step back from the edge of the road.

What You Will Need

A responsible adult

6. Walk straight across the road, watching out for cars as you are crossing.

3. Look in all directions for cars, bicycles or other pedestrians.

7. Once you are safely across the road, you can let go of your adult's hand.

5. Check in all directions one more time to make sure the road is clear.

2. If you are with an adult, take hold of their hand.

