

Kindergarten Take Home Learning Pack

Term 4, Week 3















Dear parents/carers,

Please complete set activities in the booklet each day at home. Only complete the 5 lessons for each day. In addition, you may complete the variety of activities in the work grid daily. If you can, upload pictures of your work on ClassDojo via portfolio or a private message to your teacher to mark and receive feedback. Alternatively, bring your completed work to school when you come and collect your new booklet. Happy learning!

Monday	Tuesday	Wednesday	Thursday	Friday
--------	---------	-----------	----------	--------

Kindergarten Work Grid

Complete each of these activities at home every day!
Term 4, 2021

 Write your name and make your name using play dough and other materials	 Do a physical activity for at least 30 minutes.	 Visit the website https://storyboxlibrary.com.au/login and listen to a story. Username & password: lwps
 Play a board game, cards or sing a song with someone in your family	 Visit the website www.abcya.com/ and play 2 games.	 Read a book, draw a picture, and write something about the book
 https://taronga.org.au/taronga-tv Join an animal talk	 https://family.gonoodle.com/ Join in some movement and mindfulness videos	 Visit the PM website https://app.pmcollection.com.au/login and complete at least 1 story daily.
 Visit the website https://readingeggs.com.au/login/ and complete 2 activities daily	 Practise counting forwards and backwards. Practise counting objects and adding 2 groups together	 https://www.wildlifesydney.com.au/what-s-inside/virtual-zoo/virtual-keeper-talks/ Join an animal talk or a live tour https://www.wildlifesydney.com.au/what-s-inside/virtual-zoo/live-streams/

QR Code



1. Open the camera on your phone
2. Hold your device over a QR code
3. The device automatically scans the code and press the link that opens

Revision

Segmenting & blending 'th'



Segmenting & blending 'll'




Monday: Rocket Words

Instructions

Read the instructions and complete the activity.

Monday



Use the key to colour in the flowers

we = pink

he = yellow

this = purple


it = red

of = blue

look = green

was = orange

Monday: Writing – Response to text



Monday: Read Aloud



Trace the words and try and write the rest of the response on your own.

The brown fuzzy wombat was
digging a large tunnel in the
ground and was looking for
carrots. The _____ wombat
then dug a new hole but was

Monday: Phonological Awareness - Segmenting

Instructions

Segment the phonemes in the words below and write the graphemes in the boxes. The first one has been done for you.

Monday



stay

s

t

ay

bay

play

clay

away

may

Monday: Phonics - ow

Instructions

Complete the activities underneath.

Monday




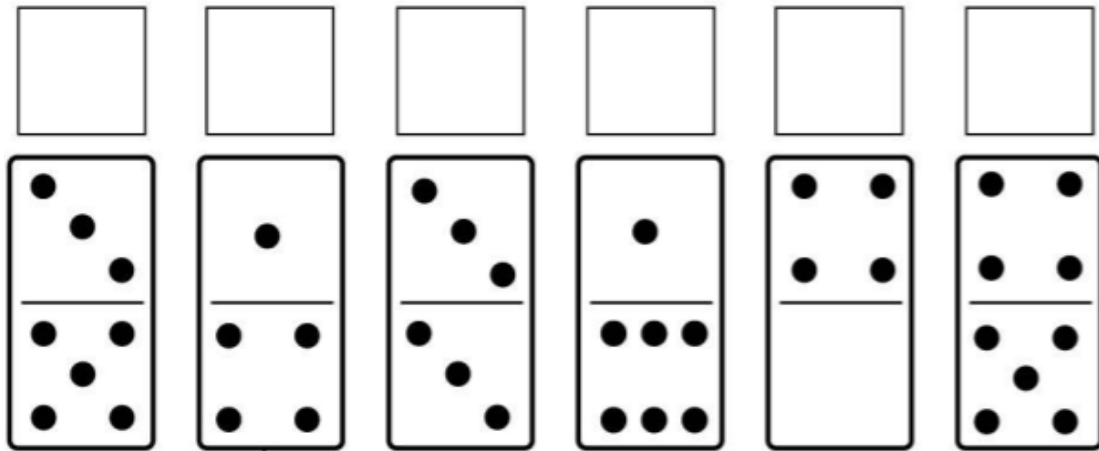
 cow	cow _____ cow _____ now _____ now _____ bow _____ bow _____ town _____ town _____ down _____ down _____		
b__	t__n	d__n	c__
t__er	__l	cr__d	cr__n
We are going now.			
We _____			

Monday: Maths - Dominoes

Instructions

Count the dots in each set of dominoes and write it down in the box beside it. Match the dominoes that has equal amounts.

Monday: TEN



Tuesday: Blends

Instructions

Read the instructions and complete the activity.

Tuesday



'th' and 'sh' words

C	E	U	R	M	I	E	O	T	F	D	I
X	I	M	P	T	H	I	S	H	W	P	Q
K	C	B	W	A	S	H	W	E	I	O	S
S	B	A	T	H	R	S	I	M	T	L	H
H	N	V	M	A	T	H	S	L	H	G	U
O	W	P	A	T	H	A	H	D	A	J	T
T	S	H	O	P	A	M	I	N	T	Y	X
H	B	V	H	Z	J	Y	D	N	M	Y	Q

Find the following words in the puzzle.
Words are hidden → and ↓ .

BATH
MATH
PATH
SHOP
SHOT

SHUT
THAT
THEM
THIS
WASH

WISH
WITH

Tuesday: Writing – Orientation

When
Cold night
On Tuesday
Yesterday
Now
Sunny day

Where
The garden
In the backyard
At the house
On the road
On the bus

How
tiptoed
slowly
bravely
as quick as flash
happily

Tuesday: Orientation



Trace the words and try and write the rest of the story on your own.

Choose a 'when' word

the brown wombat was
sleeping in the grass and he
was hungry for carrots. The
wombat moved

Choose a 'how' word

_____ over to

the _____ but

_____ .

Tuesday: Phonological Awareness - Rhyming

Instructions

Look at the pictures below and match the 2 pictures that rhyme. The first one has been done for you.

Tuesday



cap



pop



bat



dot



sing



mop



rot



wing



nap



hat

Draw 2 pictures that rhyme with "kick"



kick



Tuesday: Phonics - ou

Instructions

Complete the activities underneath.

Tuesday



ou



house

sound _____ bounce _____

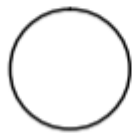
house _____ noun _____

mouse _____ round _____

count _____ couch _____



mouse



r__nd



c__ch



b__nce

Write the plural for each word.

couch _____ mouse _____

bounce _____ noun _____

house _____ hour _____

Listen to the _____ of the cars.

Please don't climb on the _____.

There is a m_____ in the _____!

I can _____ high on the trampoline.

Can you _____ to one thousand?

Tuesday: Maths – Position

Instructions

Read the instructions and complete the activity.

Tuesday





The star is

above



below



1  Draw an 

above the girl



below the girl




next to the girl



2  Draw:

- yourself **in the middle** of the box
- a friend **next to** you
- a plane **above** you
- a worm **below** you



Wednesday: Writing – Complication



Wednesday: Complication



Trace the words and try and write the rest of the story on your own.

The Choose an adjective *wombat*

was digging in the

Yesterday's 'where' word

but he

could not find any

Choose an adjective

carrots. He kept

on digging and he found a

Choose an adjective

Character/Object

Adjectives

fuzzy, friendly, small, brown, round, chubby, sleepy, round, juicy, sweet, stale, shiny, slimy, old, delicious, pretty, beautiful, scary

Wednesday: Phonological Awareness - Rhyming

Instructions

Look at the pictures below and match the 2 pictures that rhyme. The first one has been done for you.

Wednesday



van




chin



night



stick




net



light



tin



brick



man



vet

Draw 2 pictures that rhyme with "mail"



mail




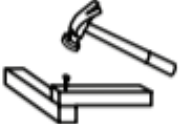









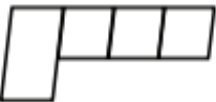


Wednesday: Phonics - oi

Instructions

Complete the activities underneath.

Wednesday



 coins	coin _____ boil _____ soil _____ join _____ foil _____	coin _____ boil _____ soil _____ join _____ foil _____	
j _ _ n 	s _ _ l 	f _ _ l 	c _ _ n 
b _ _ l 	_ _ _ l 	sp _ _ l 	ch _ _ ce 
			
I put the coin in my purse. 			

Wednesday: Maths – Time

Instructions

Read the instructions and complete the activity.

Wednesday




Look at this clock.

The minute (big) hand points to the 12.

The hour (little) hand points to the 8.

This tells us the time is **8 o'clock**.



1  What's the time, Mr Wolf?



o'clock



o'clock



o'clock



o'clock



o'clock



o'clock



o'clock



o'clock



o'clock

Thursday: Rocket Words

Instructions

Find the hidden rocket words in the pictures.

Thursday



I spy these words...

1. _____ 6. _____
2. _____ 7. _____
3. _____ 8. _____
4. _____ 9. _____
5. _____ 10. _____

I spy these words...

1. _____ 6. _____
2. _____ 7. _____
3. _____ 8. _____
4. _____ 9. _____
5. _____ 10. _____

Thursday: Writing – Resolution



Thursday: Resolution



Trace the words and try and write the rest of the story on your own.

The

Yesterday's adjective

Yesterday's character

_____ came out and he

found _____

_____ . The

Yesterday's adjective

wombat

_____ but

_____ .

Thursday: Phonological Awareness – Syllables

Instructions

How many syllables do you hear in each word?



Thursday



What we're learning:

We are learning that two or more different letters can combine to make a new phoneme.

ll ss ff zz

How did we do?

We can blend phonemes together to help us read words.

Activity:

Read the word on the left.

Write and draw two other words that have the same phoneme. You can watch the video for lots of ideas.



bell



dress



fluff



buzz

Thursday: Phonics – oy

Instructions

Complete the activities underneath.

Thursday



Match the correct 'oy' word to the picture.



enjoy annoy toy enjoy

Choose an 'oy' word and write your own sentence below.

Thursday: Maths – Time

Instructions

Read the instructions and complete the activity.

Thursday




This is a digital clock.

The time is 11 o'clock.

There are 11 hours and no minutes.



1  What's the time, Mr Wolf?



o'clock



o'clock



o'clock




o'clock



o'clock



o'clock

2  Write the hour to match the times.



5 o'clock



9 o'clock



12 o'clock

Free Choice Friday

Complete at least two (2) activities and make sure you take a picture and upload on ClassDojo .



What's the time Mr Wolf?



Play a game of "What's the time Mr wolf"

Helping Hands



Help clean up after dinner.

Safety



Draw a picture of how you can be safe when swimming

Game Time!



Play a game of balloon volleyball.

Music



Make your own guitar

Art/Craft



Create butterfly art by using paint

Weather



Create an outfit for your favourite season.

Rocket Words




Make your rocket words out of playdough

Mindfulness




Make a picture of yourself using nature

Free Choice Friday: Safety



Free Choice Friday: Weather



Free Choice Friday: Art/Craft